
STATISTICAL PROFILE

ACT CRIMINAL JUSTICE



ACT
Government

Justice and Community Safety

TABLE OF CONTENTS

STATEMENT OF PURPOSE	1
WHAT'S NEW	2
ACT CRIMINAL JUSTICE STATISTICAL PROFILE EXPLANATORY NOTES – JUNE 2017.....	5
RATE CALCULATIONS	5
Rates.....	5
ACT Policing.....	5
Glossary of terms, acronyms and codes used in ACT Policing tables	6
ACT Ambulance Service	14
Glossary of terms, acronyms and codes used in ACT Ambulance Service tables.....	14
ACT Health Directorate	15
Glossary of terms, acronyms and codes used in ACT Health Directorate tables	15
Domestic Violence Crisis Service	15
Glossary of terms and acronyms for the Domestic Violence Crisis Service Tables	15
ACT Restorative Justice Unit	16
Glossary of terms and acronyms for RJU tables	17
Galambany ‘Circle Sentencing’ Court	19
Glossary of terms and acronyms for Galambany Court tables.....	19
ACT Courts.....	20
Glossary of terms, acronyms and codes used in ACT Court tables	20
Access Canberra	29
Glossary of terms and acronyms for Access Canberra Tables	29
ACT Youth Justice	30
Glossary of terms and acronyms for ACT Youth Justice tables.....	31
ACT Corrective Services	33
Glossary of terms and acronyms for ACT Corrective Services Tables	33
Victim Support ACT	36
Glossary of terms and acronyms for VSACT	36
APPENDIX 1 - ACT CRIMINAL JUSTICE STATISTICAL PROFILE KEY HIGHLIGHTS SUMMARY AND SPREADSHEETS	A 1

STATEMENT OF PURPOSE

The ACT Criminal Justice Statistical Profile (Profile) is a historical series of quarterly criminal justice system data that is compiled by the Legislation, Policy and Programs Branch of the ACT Justice and Community Safety Directorate. The Profile is released after the close of the March and September quarters each year. As of March 2016, it contains, for the past two quarters, data from:

- ACT Policing (ACTP)
- ACT Ambulance Service
- Canberra and Calvary Hospitals' Emergency Departments
- ACT Sobering Up Shelter
- Domestic Violence Crisis Service
- the Restorative Justice Unit
- the Galambany 'Circle Sentencing' Court
- ACT Courts and Tribunal
- Access Canberra
- Child and Youth Protection Services
- ACT Corrective Services and
- Victims Support ACT.

In providing whole of justice system data and trend information, the Profile has two main functions. Firstly, for the community, the Profile provides whole of criminal justice system information. The data provides the ACT community with not just an indication of the varying levels of crime in the ACT but information on the responses to crimes by different components of the criminal justice system. Some of these components are quite unique to the ACT, for example the Restorative Justice Unit and the Galambany Court. The Profile provides an access point to data that improves the transparency with which the community relates to the criminal justice system.

Secondly, in being tabled every six months in the Legislative Assembly, the Profile serves as a reporting tool for whole of government justice priorities. It reports to members of the ACT Legislative Assembly the frequency of various crimes and the factors that affect the effectiveness, efficiency or equity of the ACT criminal justice system. The Profile's data enables assessment and evaluation of the implementation of strategic government priorities in the justice sector and thereby facilitates policy development. As such, the Profile is an evidence-led decision making tool for social policy programs in the ACT.

WHAT'S NEW

A number of significant modifications are made or initiated in the June 2017 Profile. These are outlined as follows.

Realignment to financial and calendar years and addressing the delay in crime reporting

To better allow for the data from Profile data sources with live data capture systems to settle, starting from June 2017, the Profile has realigned its reporting with financial and calendar years, with data from the June and December quarters being published only after a 3 month settling period. This will not only improve the accuracy of the data, but also allow better comparison with other data sets that report on a calendar or financial year basis.

Time series length

The Profile will progressively increase the length of its standard time series to 10 years. This longer standard time series will allow 40 data points of quarterly data, or 120 data points of monthly data, ensuring increased power for determining trends. Where data sets are not 10 or more years old, the maximum number of quarters with data available will be provided. For the June 2017 Profile, only Youth Justice Table 1 and ACT Corrective Services Table 1 have been modified to allow publication of all available admissions data from the Bimberi Youth Justice Centre and the Alexander Maconochie Centre. Two and five year trends will continue to be reported, along with longer term or 10 year trends when available.

Introduction of rates

Accounting for population growth in crime statistics is important, particularly with the increase to a 10 year time series. The June 2017 Profile introduces some rate based data, per 100,000 or 1,000 population to account for population growth. At this point in time, because of methodological differences across jurisdictions, rates in the Profile will principally be used to allow the comparison over time rather than between different states and territories.

Details on how the rates are calculated are included in the Profile's explanatory notes. Rates for the June 2017 quarter are not available as the Australian Bureau of Statistics has not yet released its June 2017 estimated residential population projections. This means all the rate based trend data is only 4.75 years in length.

Additions to the ACT Policing (ACTP) data set

The June 2017 Profile introduces data on other theft, additional elements of the Profile's Domestic and Family Violence (DFV) data set and a series of rates as outlined below:

TABLE	ADDITIONAL DATA
ACTP Table 1 (Numbers): Incidents, offences, apprehensions and charges by quarter - 5 year trends	New DFV data <ul style="list-style-type: none">• DFV incidents• DFV related incidents requiring patrols• DFV related offences• DFV related assault offences

<p>ACTP Table 1 (Rates): Quarterly rates per 100,000 population for incidents, offences, apprehensions and charges - 5 year trends</p>	<p>Quarterly rates per 100,000 population on all data in ACTP Table 1 (Numbers):</p> <ul style="list-style-type: none"> • Domestic and Family Violence (DFV) incidents • Total ACT reported incidents • Incidents requiring patrols: Alcohol related • Incidents requiring patrols: DFV related • Total ACT incidents requiring patrols • Offences: Alcohol related • Offences: DFV related • Offences: DFV related assault offences • Offences: Total ACT offences • Apprehensions: Aboriginal and Torres Strait Islander • Apprehensions: alcohol related • Apprehensions: DFV related • Total ACT apprehensions • Charges: Aboriginal and Torres Strait Islander • Charges: Alcohol related • Charges: DFV related charges • Total ACT charges
<p>ACTP Table 2: Person, property, public order offences and rates, where alcohol is involved by location by quarter - 5 year trends</p>	<ul style="list-style-type: none"> • Quarterly ACT Person offences per 100,000 population • Quarterly ACT Property offences per 100,000 population.
<p>ACTP Table 4:</p>	<ul style="list-style-type: none"> • Other theft • Domestic Violence Order Breaches
<p>ACTP Table 20: Traffic and transport information - 5 year trends</p>	<ul style="list-style-type: none"> • Quarterly TINS (including speeding) per 1,000 licensed driver • Quarterly TICS (including speeding) per 1,000 licensed drivers • Quarterly speeding TINS per 1,000 licensed drivers • Quarterly speeding cautions per 1,000 licensed drivers • Quarterly Random breath tests conducted (RBT) per 1,000 licensed drivers • Quarterly number of persons charged with drink driving per 1,000 licensed drivers • Quarterly unlicensed driving offences - license disqualified or suspended per 1,000 licensed drivers • Quarterly unlicensed driving offences - never held licence per 1,000 licensed drivers • Quarterly road crashes resulting in injury (not fatalities) per 100,000 population • Quarterly road crashes resulting in death per 100,000 population

Domestic Violence Crisis Service

As advised in the Ministerial Summary for the March 2017 Profile, due to cost issues, the Domestic Violence Crisis Service (DVCS) has made a decision to retire its own unique database and use the Specialist Homelessness Information Platform (SHIP). SHIP is a client management system commonly used in the social services sector, developed and maintained by the Australian Institute of Health and Welfare. DVCS began using SHIP on 1 January 2017.

The DVCS is in the implementation and testing phase of the move to SHIP, but for this Profile has released out of cycle test data for August and September 2017. This will be replaced in the December 2017 Profile once the integrity of the database and data collection processes have been checked.

Galambany 'Circle Sentencing' Court

The Galambany 'Circle Sentencing' Court has released updated data for the 5 years to the June 2017 Profile. The Circle Sentencing Court continues to work on the implementation of a new database that will allow for the inclusion of additional outcomes focused data.

ACT CRIMINAL JUSTICE STATISTICAL PROFILE

EXPLANATORY NOTES – JUNE 2017

The primary function of each data providing agency and its glossary of terms and acronyms are detailed below.

Users of the ACT Criminal Justice Statistical Profile (the Profile) should note that there are many other sources of ACT criminal justice data, including ACT Policing's [Crime Statistics](#) web site, the [Australian Bureau of Statistics](#) and the [Australian Institute of Criminology](#). The ACT Policing [Crime Statistics](#) web site contains ACT geographic data.

RATE CALCULATIONS

Rates

Quarterly incident, offence, apprehension and charge rates are expressed as the number per 100,000 of the Australian Bureau of Statistics (ABS) Estimated Resident Population (ERP) as found in *3101.0 - Australian Demographic Statistics, Dec 2016*, Table 4.

The population estimate for the June 2017 quarter is not available until December 2017, so for the June 2017 Profile the quarterly rate time series tables based on ABS ERP population statistics are only 4.75 years in length. ERP estimates and projections applied for the Australian Capital Territory exclude Jervis Bay Territory.

Quarterly rates of traffic infringement notices or cautions, random breath or drug tests and other transport and traffic related offences are provided per 1,000 licensed drivers using data from Access Canberra.

Aboriginal and Torres Strait Islander population data has not been sourced from the *3238.0 - Estimates and Projections, Aboriginal and Torres Strait Islander Australians, 2001 to 2026*, because the publication has not yet been updated after the 2016 Census. As an alternative, until *3238.0 - Estimates and Projections, Aboriginal and Torres Strait Islander Australians, 2001 to 2026* is updated, Aboriginal and Torres Strait Islander population projections are based on the proportion of the population that is Aboriginal and Torres Strait Islander at 30 June 2016, found in preliminary population estimates in *3101.0 - Australian Demographic Statistics, March 2017*. This is based on the 2016 Census.

ACT POLICING

ACT Policing is a business unit of the AFP and has four key output areas:

- Crime and Safety Management – providing a safer and more secure ACT so that members of the community can go about their daily lives without undue fear of crime
- Traffic Law Enforcement and Road Safety – enforcing traffic laws and promoting safer behaviour on ACT roads with the objective of reducing the number of crash fatalities and injuries to members of the community

- Prosecution and Judicial Support – maximising the number of successful prosecutions in court by providing support to the Office of the Director of Public Prosecutions and the courts and
- Crime Prevention – reducing and preventing crime through strategies that incorporate government and community cooperation to address risk factors associated with criminal behaviour and recidivism and raise awareness of the community's role in its own safety and security.

ACTP data reports trends in the major crime categories. The reported offences are those where the number of recorded crime incidents is a reliable indicator of the actual incidence of the offence. The five year trends are calculated by adding the recorded crime incidents over the last twenty quarters.

If no data has been reported against a particular offence, it may not be reported. For example, ACTP Table 21 does not list all possible Criminal Infringement Notices as some have not been used in 5 years.

The time lag between the reporting of criminal incidents to police and the verification of these incidents on Police Real-Time Online Management Information System (PROMIS) means that some revision of data cannot be avoided, particularly for the latest 2-3 quarters of the reporting period.

Users of the Profile will also find detailed data (especially location/geographic data) on ACT Policing's [Crime Statistics](#) web site.

Glossary of terms, acronyms and codes used in ACT Policing tables

Definitions not provided by ACT Policing have references included.

Alcohol diversion for young people < 18	<p>An alcohol diversion for a young person under 18 years of age provided by the ACT Policing Alcohol Diversion program.</p> <p>The objectives are to provide intervention and education to young people early in their 'drinking careers', and to collect data on young people and alcohol, with a view to reducing harm, binge drinking and associated social and health problems in the community.</p> <p>It is a partnership approach between health, police and non-government agencies adhering to the principles of the Blueprint for Youth Justice in the ACT 2012-22.</p> <p>Reference: <i>Drug and Alcohol Diversion program</i>, ACT Policing website http://www.police.act.gov.au/community/programs/early-intervention-and-diversion-program</p>
Apprehension	Police proceeding/s based on the identification of an alleged offender or offender/s. Police can proceed against an offender in a number of ways including but not limited to arrest, summons,

	diversionary conference and caution. While not every offence results in an apprehension, apprehensions may involve multiple charges and may be linked to more than one incident.
Caution	A formal warning issued to a person by a police officer for an offence – usually a first offence.
Charge	A charge relates to the actual crime types an alleged offender has been charged with when apprehended or proceeded against by police. This generally refers to the number of unique charges per offence type within an apprehension. Each charge is counted separately.
Charged before court	Fresh charge(s) that are added to existing criminal proceedings at the time of an alleged offender(s) court appearance or at, for example, a bedside hearing.
Clearance	Cleared means the investigation of the offences has resulted in one of the following outcomes: arrest, summons, caution, diversionary conference, the complaint has been withdrawn, voluntary agreement to attend court, unfounded or cleared otherwise. Note that the clearance of an offence may not necessarily occur in the same period in which it was reported and clearance types may change over time. For example, ACTP clearances marked as diversionary conference may change depending on whether an offender has fulfilled the requirements of the diversionary conference. If the offender does not fulfil the requirements they may be subsequently summonsed for the offence and the clearance type changed.
Criminal Infringement Notices (CIN)	<p>A criminal infringement notice (CIN) is a notice issued by the police alleging that someone has breached a particular law and giving them the opportunity to pay a fixed amount of money rather than go to court.</p> <p>Infringement notices are generally issued for less serious breaches of the law, such as minor traffic offences and parking offences. A CIN may be called a 'ticket', for example a 'speeding ticket' or an 'on-the-spot fine.'</p> <p>Only CINs used in the last five years are reported and, due to low numbers of offences, ACTP have merged all 'Supply liquor to intoxicated person' type offences into one reporting row. A list of CINS that ACT Policing may issue is provided below:</p> <ul style="list-style-type: none"> • Deface private premises in contravention of section 120(1) of the <i>Crimes Act 1900</i> • Fail to keep incident register in contravention of section 132 <i>Liquor Act 2010</i> • Fail to keep licence or permit at premises in contravention of section 141 <i>Liquor Act 2010</i> • Smoke in vehicle with child - in contravention of section 7(1) <i>Smoking in cars with children (prohibition) Act 2011</i>

	<ul style="list-style-type: none"> • Fail to comply with requirement by police officer driver/person in contravention of section 8(2) <i>Smoking in cars with children prohibition Act 2011</i> • Supply liquor to intoxicated person - licensee in contravention of section 105(1) <i>Liquor Act 2010</i> • Supply liquor to intoxicated person - permit holder in contravention of section 105(2) <i>Liquor Act 2010</i> • Supply liquor to intoxicated person - licensee employee in contravention of section 105(3) <i>Liquor Act 2010</i> • Supply liquor to intoxicated person - permit holder employee in contravention of section 105(4) <i>Liquor Act 2010</i> • Exceed occupancy loading - licensee in contravention of section 125(1) <i>Liquor Act 2010</i> • Exceed occupancy loading - permit holder in contravention of section 125(2) <i>Liquor Act 2010</i> • Deface public premises in contravention of section 120(2) of the <i>Crimes Act 1900</i> • Unauthorised entry to event venue in contravention of section 13(1) of the <i>Major events Act 2014</i> • Unauthorised entry to event venue (playing surface) in contravention of section 13(2) of the <i>Major events Act 2014</i> • Possess prohibited item in contravention of section 15(1) of the <i>Major events Act 2014</i> • Fail to permit search of personal property in contravention of section 16(2) of the <i>Major events Act 2014</i> • Fail to permit scanning search in contravention of section 17(2) of the <i>Major events Act 2014</i> • Fail to permit search by police officer in contravention of section 18(2) of the <i>Major events Act 2014</i> • Failure to state name and/or address when asked in contravention of section 20(2) of the <i>Major events Act 2014</i> • Fail to comply with direction given under s22 in contravention of section 23(1) of the <i>Major events Act 2014</i>; • Contravene direction given under s22(1)(a) in contravention of section 23(2) of the <i>Major events Act 2014</i> • Contravene conditions of ban order in contravention of section 24(7) of the <i>Major events Act 2014</i> • Urinating in a public place in contravention of section 393a of the <i>Crimes Act 1900</i> • Interfere with seized thing in contravention of section 50(6) of the <i>Major events Act 2014</i> • Exceed occupancy loading – corporation in contravention of section 125(1) of the <i>Liquor Act 2010</i> • Engage in prohibited behaviour in a protected area in contravention of section 87(1) of the <i>Health Act 1993</i>
--	----------------------------------------------------------------------------------------------------------------------------------------------------------------------------------------------------------------------------------------------------------------------------------------------------------------------------------------------------------------------------------------------------------------------------------------------------------------------------------------------------------------------------------------------------------------------------------------------------------------------------------------------------------------------------------------------------------------------------------------------------------------------------------------------------------------------------------------------------------------------------------------------------------------------------------------------------------------------------------------------------------------------------------------------------------------------------------------------------------------------------------------------------------------------------------------------------------------------------------------------------------------------------------------------------------------------------------------------------------------------------------------------------------------------------------------------------------------------------------------------------------------------------------------------------------------------------------------------------------------------------------------------------------------------------------------------------------------------------------------------------------------------------------------------------------------------------------------------------------------------------------------------------------------------------------------------------------------------------------------------------------------------------------------------------------------------------------------------------------------------------------------------------------------------------------------------------------------------------------------------------------------------------------------------------------------------------------------------------------------------------------------------------------------------------------------------------------------------------------------------------------------------------------------------------------------------------------------------------------------------------------------------------------------------------------------------------------------------------------------------------------------------------------

	<ul style="list-style-type: none"> • Publish vision of person entering or leaving, or trying to enter or leave an approved medical with the intention of stopping a person from having or providing an abortion; and the recorded person did not consent to the publication. In contravention of Section 87(2) of the <i>Health Act 1993</i> • Without reasonable excuse fail to cause noise from premises to cease promptly in contravention of section 394(2)(a) of the <i>Crimes Act 1900</i> • Supply liquor to intoxicated person - other person in contravention of section 107 of the <i>Liquor Act 2010</i> • Abuse threaten intimidate staff in contravention of section 108 of the <i>Liquor Act 2010</i> • Fail to leave premises when directed in contravention of section 138 of the <i>Liquor Act 2010</i> • Consume liquor at certain public places in contravention of section 199 of the <i>Liquor Act 2010</i> • Supply liquor to intoxicated person - employee in contravention of section 106 <i>Liquor Act 2010</i>.
Court attendance notice (CAN)	<p>A proceeding for an alleged offence may be commenced by serving and filing a court attendance notice (CAN).</p> <p>Police may decide to either arrest the person or issue them with a CAN to attend the local court on a specific date in the future. The police may also issue the CAN at the scene so the person does not have to be taken to the police station.</p> <p>Reference: <i>Magistrates Court Act 1930</i>, division 3.3.3A</p>
Diversiory conference	<p>A restorative justice (RJ) conference that occurs following a referral from ACT Policing that identifies restorative justice instead of a formal prosecution as the pathway for disposal of a matter.</p> <p>ACTP clearances marked as diversionary conference may change overtime depending on whether an offender has fulfilled the requirements of the diversionary conference. If the offender does not fulfil the requirements they may be subsequently summonsed for the offence and the clearance type changed.</p> <p>While RJ conferences may be conducted in conjunction with criminal prosecutions, ACTP data recorded for diversionary conferences only indicates those conferences where an individual is diverted from prosecution. RJ conferences that occur in conjunction with prosecutions are not recorded by ACTP.</p> <p>Reference: <i>Crimes (Restorative Justice) Act 2004</i>, section 42</p>
Drug diversion	<p>Drug diversion programs are offered to alleged offenders who meet certain criteria for minor drug possession offences and are an alternative to a referral to court.</p>

Incident	An activity reported to or by police that involves the use of police resources. Each incident has a unique PROMIS number and may or may not result in an offence or police attendance. A single incident may involve multiple offences, offenders and victims.
MDMA (3,4-methylenedioxy- N – methyl amphetamine)	Amphetamine analogue generally known as ‘ecstasy’.
Offence	<p>Typically any act committed which breaches criminal legislation. Offences are always linked to a recorded incident and are unique; therefore a single offence should not be recorded against more than one incident. An offender is not always identified for every offence.</p> <p>Offences in which alcohol is involved are those for which the PROMIS record shows the alcohol tick box is checked. It may not be possible to determine the involvement of alcohol for many offences. In the absence of an objective and clear measure, whether the alcohol tick box is checked may depend on the subjective assessment by the relevant officer as well as on what point in time the assessment is made.</p> <p>Aboriginal and Torres Strait Islander status is not reliably recorded for offences as the offender may not have been identified.</p>
Offences cleared	<p>The type of method used to clear an offence or charge from the apprehension of an alleged offender. Offences can be cleared by a number of different methods including but not limited to arrest, caution, summons, charge withdrawn, unfounded, court attendance notice, charge before the court, diversionary conference, Simple Cannabis Offence Notice (SCON), complaint withdrawn by victim, offender identified - child under 10 years old, assault - inadequate evidence to support allegation or civil reconciliation between offender and victim. Some offences may remain ‘Not cleared’ until an alleged offender can be identified and/or proceeded against by police.</p> <p>Drug diversions, diversionary conferences and SCONs may not be a true representation of the number diverted/issued for the period as alleged offenders may be subsequently summonsed for non-compliance or non-payment.</p>
Other theft	Other theft listed in ACT Policing Table 4 includes bicycle theft, but not motor vehicle theft.
Person offences	<p>Includes the following Australian National Classification of Offence (1985) codes:</p> <ul style="list-style-type: none"> • 111 (Murder) • 112 (Attempted murder) • 113 (Conspiracy to murder) • 114 (Manslaughter)

	<ul style="list-style-type: none"> • 115 - 115A (Driving causing death) • 119 (Homicide unspecified) • 121 - 121A (Assault causing grievous bodily harm) • 122 (Assault causing actual bodily harm) • 129 - 129Z (Assault other) • 136 - 136F (Sexual assault 1st 2nd 3rd degree) • 136G - 136H (Sexual intercourse, no consent) • 139I (Indecent exposure) • 139U (Sexual intercourse, person < 16 yrs) • 139V (Indecent act, assault) • 139W (Indecent act, no consent) • 139X (Indecent act, person < 16 yrs) • 139Y (Indecent act, person < 16 yrs) • 139Z (Incest) • 140 (Indecent exposure) • 191Y (Abduction, sexual intent) • 191Z (Kidnap) • 192 - 199A (Other offences against the person).
PROMIS	<p>The Police Real-time Online Management Information System. This is the Australian Federal Police's central recording system for all crime, incidents and offences.</p> <p>Reference: ACT Policing Website: http://www.police.act.gov.au/media-centre/frequently-asked-questions-media/CrimeStatistics.aspx</p>
Property offences	<p>Includes the following Australian National Classification of Offence (1985) codes:</p> <ul style="list-style-type: none"> • 211 (Armed robbery) • 212 (Other robbery) • 221 (Blackmail and extortion) • 311 (Burglary dwellings) • 312 (Burglary shops) • 319 - 319A (Burglary other) • 321 - 321Z (Fraud) • 322 - 322Z (Misappropriation) • 323 - 323Z (Counterfeiting) • 331 - 331A (Receiving) • 332 - 332C (Unlawful possession) • 339 - 339A (Other handling stolen goods) • 351 (Motor vehicle theft) • 352 (Bicycle theft) • 353 (Boat theft) • 354 (Aircraft theft) • 358 (Other vehicle theft) • 359 (Unspecified vehicle theft)

	<ul style="list-style-type: none"> • 391 (Other theft) • 392 (Stock theft) • 393 (Shop stealing) • 396 (Theft at burglary - dwellings) • 397 (Theft at burglary - shops) • 398 (Theft at burglary - other) • 399 - 399B (Other theft) • 411 - 411E (Property damage - arson) • 416 (Damage at burglary - dwellings) • 417 (Damage at burglary - shops) • 418 (Damage at burglary - other) • 419 - 419B (Other property damage) • 421 (Pollution) • 423 (Flora and fauna) • 429 (Other environmental offences).
Reported	<p>The number of offence counts recorded by police in a given period. Not all incidents have offence(s) reported.</p> <p>Reference: 4510.0 - Recorded Crime - Victims, Australia, 2009</p>
Road crashes with injury	Road crashes with injury are those crashes where police attend the scene of a collision and where transportation is required by ambulance or other means to a hospital or medical centre for treatment.
Road fatalities	A road fatality is classified as a death resulting from a road crash, where the crash occurred on a road or road related area, is unintentional and the death occurred within 30 days from injuries sustained in the crash.
Simple Cannabis Offence Notice (SCON)	<p>An alternative to prosecution, issued for possession of not more than 25 grams of cannabis or cultivation of not more than 2 cannabis plants, excluding all artificially (hydroponically grown) cultivated plants.</p> <p>Reference: Drugs of Dependence Act 1989, section 171A Offence notices, p6.</p>
Suburban Policing Strategy	The Suburban Policing Strategy (SPS) is designed to increase the visibility and availability of police to work within the community. There are two types of SPS activities: Accessibility (beat/foot/bicycle patrols) and Engagement (such as talking to a school principal or shop owner about a specific issue).
Summons	Process issued by a court requiring a person to appear at a particular court at a particular time and place, either to give evidence or produce documents, or to attend to answer a charge, information or complaint. The purpose of a summons is to notify the defendant (or witness) of the proceedings so that he or she may answer the charge.

	Reference: Encyclopaedic Australian Legal Dictionary , LexisNexis
Traffic Infringement Notice (TIN)	Traffic infringements are issued for speeding, unregistered vehicles, negligent driving and other traffic related offences occurring in the ACT. Traffic Infringement Notices do not include parking offences. Reference: Traffic Fines (ACT Policing website)

[Australian and New Zealand Standard Classification of Offences](#) (ANZSOC, 2011) codes used in ACT Policing tables

Offence description	ANZSOC 2011 Code
Homicide and related offences	0111 – 0132
Acts intended to cause injury	0211 - 0299
Sexual assault and related offences	0311 - 0329
Dangerous or negligent acts endangering persons	0411 - 0499
Abduction and related offences	0511 - 0532
Robbery, extortion and related offences	0610 - 0621
Unlawful entry with intent	0711
Theft and related offences	0811 - 0841
Deception and related offences	0911 - 0999
Illicit drug offences	1011 - 1099
Weapons and explosives offences	1111 - 1129
Property damage and environmental pollution	1211 - 1229
Public order offences	1311 - 1334
Traffic and vehicle regulatory offences	1411 - 1441
Offences against justice procedures, government security and operations	1510 - 1569
Miscellaneous offences	1611 - 1699
Offences against justice procedures, government security and operations	9999
Miscellaneous offences	other

Australian National Classification of Offences (ANCO, 1985) codes used in ACT Policing tables

Offence description	ANCO 1985 Code
Murder	111
Attempted murder	112
Driving causing death	115 - 115A
Assault causing GBH	121 - 121A
Assault causing ABH	122
Indecent exposure	139I - 140
Armed robbery	211
Burglary dwellings	311
Burglary shops	312
Fraud	321 - 321Z

Misappropriation	322 - 322Z
Motor vehicle theft	351
Bicycle theft	352
Property damage - arson	411 - 411E
Pollution	421
Other environmental offences	429
Drug offences	610 - 699A

ACT AMBULANCE SERVICE

The ACT Ambulance Service (ACTAS) is responsible for providing emergency and non-emergency ambulance and aeromedical ambulance services to the ACT and surrounding south east NSW region. ACTAS provide data on alcohol-related attendances by age grouping and alcohol related attendances by location.

Glossary of terms, acronyms and codes used in ACT Ambulance Service tables

Alcohol intoxication	<p>Alcohol intoxication data is provided based on the following ACTAS electronic patient care record (ePCR):</p> <ul style="list-style-type: none"> • Case Nature field containing: 'Alcohol', 'Alcohol related' or • any Level 1 or 2 Assessment containing: 'Alcohol intoxication', 'Overdose: Alcohol' or • any Level 1 or 2 Secondary Survey containing: 'Alcohol intoxication', 'Alcohol involved', 'Smells of Alcohol', 'Smells of Alcoholic beverage'. <p>Exclusions include:</p> <ul style="list-style-type: none"> • cases of 'alcohol withdrawal', 'Alcoholic requesting detox' • cases not completed on an electronic patient care record (ePCR, which is less than 5% of total case load).
Age	Patient age in years as identified to the paramedics.
Location Type	The location where the ambulance attended.

Limitations:

- ACT Ambulance Paramedics complete an ePCR for all patient contacts. ePCRs are not designed for research purposes and may not record all information required for research. As the purpose of the ePCR is to record assessment and treatment, paramedics will record alcohol involvement only if it is pertinent to the case in their opinion
- Paramedics do not have the ability to directly measure alcohol in a patient's breath or blood, thus the determination of alcohol intoxication is made by paramedics based on assessment of the patient, or information provided by the patient or others present
- Often, ambulances are not dispatched to licensed premises directly, but instead to the road or public area adjacent to the premises (possibly due to an intoxicated person no longer being on the licensed premise). Such cases may have a location type of licensed premises, public place, or road. Where a patient is located in a public place, it is

difficult to determine which (if any) licensed premise the patient has attended, and this information is rarely recorded

- In order to ensure that the privacy of ACT Ambulance patients is not compromised, any cell with a number less than 5 will not be reported.

ACT HEALTH DIRECTORATE

From March 2016, the Profile includes two data sets of tables from ACT Health. The first includes two tables of data from the Emergency Departments (ED) of Canberra and Calvary Hospitals and a third from the ACT Sobering Up Shelter, run by CatholicCare with ACT Health Directorate funding. These three tables report:

- people with alcohol and other drug behavioural disorders presenting to ACT Health EDs by drug type
- ED presentations for assault by place of occurrence and
- ACT Sobering Up Shelter referrals and placements by Aboriginal and Torres Strait Islander status.

Glossary of terms, acronyms and codes used in ACT Health Directorate tables

ACT Sobering Up Shelter	The ACT Sobering Up Shelter works with people under the influence of alcohol and/or other drugs from 11pm to 11am Thursday, Friday and Saturday each week, with the last intake at 6am. The majority of referrals to the facility are from ACT Policing, and are for alcohol intoxication.
Emergency Department	Data is accessed from the Emergency Department Published Data Set and includes presentations to both Canberra Hospital and Calvary Hospital Emergency Departments.

DOMESTIC VIOLENCE CRISIS SERVICE

The Domestic Violence Crisis Service (DVCS) is a community organisation that seeks to address violence and abuse in family and intimate partner relationships and to promote respect in these relationships.

The DVCS provides a variety of services to those suffering from and involved in family violence, including attendance with ACT Policing at, or just after, incidents to support those affected, telephone crisis counselling and support, access to emergency accommodation and advocacy and support during Court proceedings.

The DVCS is principally funded by the Community Services Directorate. It is listed in the *Domestic Violence Agencies Act 1986* and the *Crimes (Sentence Administration) Act 2005* as an approved crisis support agency and criminal justice entity respectively.

Glossary of terms and acronyms for the Domestic Violence Crisis Service Tables

Anonymous clients	Clients of the DVCS who do not wish to their name or demographic details recorded. Usually this is because they fear the sharing of information with child protection services or ACT Policing. These clients may be double counted.
Crisis visits	These visits usually involve attendance with ACT Policing at, or just after, incidents of domestic violence to support those affected. While most of these visits are with ACT Policing, some of these visits are to people who do not wish to involve police.
Crisis visits involving children	Crisis visits involving children are face-to-face interventions immediately post an incident of violence that had children involved and witness to the incident. Most of these visits are with ACT Policing, however some of these are with families that do not wish to involve police.
Crisis line service	DVCS offers the ACT community a 24/7 telephone crisis counselling service for those affected by violence in relationships.
Court support	The DVCS Court Advocacy Program focuses on supporting and advocating for DVCS clients through domestic violence related civil and criminal matters. It started operating in October 2010 and currently has two staff based at the Magistrates Court.
Culturally and Linguistically Diverse (CALD)	CALD refers to people who have a cultural heritage different from that of the majority of people from the dominant Anglo-Australian culture. It replaces the previously used term of people from a 'non-English speaking background' (NESB) and does not include Aboriginal Torres Strait Islander people.
Registered clients	<p>Clients of the DVCS who are registered with the service and who have contact and demographic details recorded. Registered clients do not automatically include children present at or involved in crisis visits: the children of victims of domestic or family violence are usually only registered as clients if they participate in the DVCS's Young People's Outreach Program (YPOP). Participation in YPOP is usually negotiated some time after a domestic violence crisis has passed.</p> <p>However, not all 0-18 year olds will be registered clients because of their participation in YPOP. Some older teenagers may be registered with the DVCS because of violence in their own relationships.</p>

ACT RESTORATIVE JUSTICE UNIT

Restorative justice is a structured voluntary process that allows the exchange of information between the people most affected by an offence – the victim, their family and friends and the offender and their family and friends. This process gives people the opportunity to talk about:

- What happened?
- How were people affected?

- What needs to be done to make things better?

These exchanges can take the form of face-to-face meetings or by indirect methods such as third party mediation, taped recordings or letter exchanges. These exchanges of information are called conferences.

The [ACT Restorative Justice scheme](#) is a victim-centric process with a primary focus on meeting the needs of victims of crime. It is governed by the *Crimes (Restorative Justice) Act 2004*. Referrals can be made at any stage of the criminal justice system either as a diversion, parallel to criminal proceedings or post-sentence. Participation is voluntary. Phase one of the Restorative Justice scheme involved the referral of young offenders in relation to less serious offences. Phase two of the scheme is now operating and involves the referral of adult offenders and more serious offences. Domestic violence and sexual offences are excluded at this stage until 2018. For further information, visit the JACS [Restorative Justice](#) web page.

The Restorative Justice Unit (RJU) is not able to collect all victim ages, so is unable to provide young people and adult breakdowns for victims. The victim number reported may change after publication as a result of information and assessment sessions between the convenor, the victim and his or her supporter(s). The convenor may identify and decide that there is more than one victim for the offence who may be found eligible and suitable for restorative justice.

Glossary of terms and acronyms for RJU tables

Unless otherwise referenced, the definitions below have been provided by the RJU based on definitions found in the [Crimes \(Restorative Justice\) Act 2004](#).

Adult offender	An adult offender is an individual who was at least 18 years old when the offences were committed.
Agreement	One or more tasks that an offender agrees to perform to make restitution to victims or to address the causes of their offending behaviour. An offender may complete some or all of their tasks over the duration of the agreement. The term of an agreement may be up to 6 months in duration.
Agreement outcomes	Hours worked and money collected for victims and the community arising from tasks completed or partially completed. The agreement outcomes achieved for this quarter may be part of agreements that fall due in other quarters.
Case Referral	<p>A case is referred to the restorative justice unit by a referring entity. A case may have multiple offenders, offences and victims. Therefore the number of people involved each quarter is usually greater than the number of referrals received by the RJU in the same quarter.</p> <p>The process is voluntary and some offenders and victims decline to be involved. Participants can also be assessed as unsuitable to participate in restorative justice.</p>

Complied	The status of an agreement the terms of which the offender has fully complied with.
Conference	A restorative justice (RJ) conference involves the supported, voluntary exchange of information between people in the aftermath of an offence. In the ACT, a RJ conference requires participation by the offender and the victim or their chosen substitute and may include members of their respective communities of care. Offenders must accept responsibility for causing harm and be open to making amends at their level of capacity. A conference may be face to face or conducted indirectly through an exchange of letters or messages.
Conferences Satisfied Victims' Needs	Some victims do not require a formal agreement from the offender to undertake certain tasks to repair the harm caused. In these instances, the conference itself satisfies the victim's needs and desires.
Less serious offence	Offences punishable by imprisonment for a term less than or equal to 14 years for money or property offences, or less than or equal to 10 years for other offences.
Not complied	The status of an agreement the terms of which the offender substantially fails to fulfil.
Offences against persons	These include assault, robbery or threat to harm.
Offences against property	These include burglary, property damage or shop lifting.
Gender - Other	<p>This category covers clients who may not wish to identify as either male or female. Instead it should be regarded as 'unspecified, indeterminate or intersex.'</p> <p>The RJU started recording data for this gender when implementing changes to their database for Phase 2 of the restorative justice scheme which commenced on 25 February 2016. This is when the RJU started receiving referrals for serious offences and adult offenders.</p>
Other offences	Examples in this category include causing public mischief, possessing an offensive weapon and cruelty to animals.
Serious offence	Offences punishable by imprisonment for a term more than 14 years for money or property offences, or more than 10 years for other offences. The RJU started taking referrals for these offences in February 2016.
Substantially complied	The status of an agreement the terms of which the offender has substantially fulfilled. The offender has fulfilled the majority of the terms of the agreement but has not fully complied with the agreement.
Victim	A person who suffers harm because of an offence and includes not only the primary victim (including of alleged offences), but

	<p>those who witness an event, family members or guardians of the primary victim or those who are financially or psychologically dependent on the primary victim and suffer harm because of the harm to the primary victim.</p> <p>Reference: For the full definition, see <i>Victims of Crime Act 2004</i>. The <i>Crimes (Restorative Justice) Act 2004</i>, section 11 (b) indicates the definition of an offence includes an offence that is alleged to have occurred.</p>
Young offender	A young offender is an individual offender who was less than 18 years old, but at least 10 years old, when the offence was committed or allegedly committed.

GALAMBANY 'CIRCLE SENTENCING' COURT

Galambany means 'I, we all, including you', it is an inclusive word that recognises the various origins of people of Aboriginal and Torres Strait Islander descent living on Ngunnawal Country today.

The Galambany 'Circle Sentencing' Court has been part of the ACT Magistrates Court jurisdiction since 2004. The aim of the court is to provide a culturally sensitive framework that gives recognition of the ongoing disadvantage experienced by many Aboriginal and Torres Strait Islander people in the criminal justice system.

Further information can be found on the JACS [Galambany Court](#) website.

Glossary of terms and acronyms for Galambany Court tables

The definitions below have been adapted from the Galambany Court Practice Direction 1 of 2012.

Assessed	The status of a referred offender/defendant after an assessment has been made by panel members of defendant's suitability to proceed in the Galambany Court process.
Panel Member	A member of the Aboriginal and Torres Strait Islander Community approved to be a member of assessment and hearing panels for the Galambany Court.
Referred	The status of an eligible offender after referral of that offender by a magistrate to the Galambany Court.
Sentenced	The status of an offender/defendant after having been part of a hearing before the Galambany Court where the Galambany Court Magistrate sits with the hearing panel to recommend an appropriate sentence.
Young offender	An offender under the age of 18 years.

ACT COURTS

The role of the ACT Courts and Tribunal is to resolve disputes about matters involving legal rights and obligations.

The Magistrates Court is responsible for less serious criminal matters and civil disputes up to a jurisdictional limit of \$250,000. The Magistrates Court is also known as the Childrens Court when it is exercising jurisdiction under chapter 4A of the [Magistrates Court Act 1930](#). The Childrens Court has jurisdiction to hear criminal cases against children (people under 12 years of age) and young people (people 12 years and above who have not turned 18 years of age) and applications and other proceedings under the [Children and Young People Act 2008](#) in relation to children and young people.

The Supreme Court is the superior court in the ACT and hears and determines criminal and civil matters, including appeals from the Magistrates Court and the ACT Civil and Administrative Tribunal.

In accordance with better practice the ACT Courts and Tribunal is reassessing its performance information framework. While every effort is made to ensure the accuracy of the data, the raw data itself is reliant on subjective assessment by users of the system. The final results should be read in light of this caveat.

Glossary of terms, acronyms and codes used in ACT Court tables

The Courts principally use national data item definitions and counting rules as defined by the Australian Bureau of Statistics (ABS). References are provided to terms defined in ABS's [4527.0 - National Criminal Courts Data Dictionary \(2005\)](#) and the *Criminal Courts and Federal Defendants Unit Record Data Provision Manual (2012-13)* from ABS's National Criminal Courts Statistics Unit Collections (not available on line). Terms not found in either of these references are defined using definitions taken from the [Encyclopaedic Australian Legal Dictionary](#), LexisNexis or using advice from the ACT Courts (where no other definition or code is suitable).

Regarding Pleas by Principal Charge tables:	
Autrefois Acquittal	Based on autrefois acquit: formerly acquitted. A defence to a charge both at common law and by statute that the accused has previously been acquitted of the same charge on the same facts. Reference: Encyclopaedic Australian Legal Dictionary, LexisNexis .
Autrefois Conviction	Based on autrefois convict: formerly convicted. A defence to a criminal charge at common law and by statute that the accused has previously been convicted of the offence charged on the same facts. Reference: Encyclopaedic Australian Legal Dictionary, LexisNexis .
Deceased / Unfit to plead / other non adjudicated	ACT Courts here use the code for 'Not applicable: not elsewhere classified'. This category is only relevant to Plea at Finalisation and only applies to defendants with the non-adjudicated

	<p>finalisations 'Defendant deceased', 'Unfit to plead' or 'Other non-adjudicated finalisation n.e.c.'</p> <p>Reference: 4527.0 - National Criminal Courts Data Dictionary (2006), p74, code 39.</p>
Defended n.f.d	<p>Defended plea, not further defined (n.f.d). Defended refers to where the defendant will contest the charge(s) laid against him/her however a plea was not registered. This code is only used if a more specific code in this grouping cannot be allocated.</p> <p>Reference: 4527.0 - National Criminal Courts Data Dictionary (2006), p77, code 20.</p>
Demurrer	<p>In criminal proceedings, a pleading asserting that, even accepting that the facts alleged in an indictment are true, the indictment does not disclose an offence.</p> <p>Reference: Encyclopaedic Australian Legal Dictionary, LexisNexis.</p>
Guilty plea	<p>A plea of guilty indicates that the defendant does not wish to contest the charge(s) and if unchanged, results in a sentence hearing (ie the defendant has undefended court proceedings).</p> <p>Reference: 4527.0 - National Criminal Courts Data Dictionary (2006), p77, code 11.</p>
Jurisdiction	<p>Jurisdiction means the scope of a court's power to examine and determine facts, interpret and apply the law, make orders and declare judgment. Jurisdiction may be limited by geographic area, the type of parties who appear, the type of relief that can be sought, and the point to be decided. The powers of courts of limited jurisdiction are generally defined by statute. Where jurisdiction is questioned, jurisdiction generally connotes the statutory limits imposed on the court to hear and determine issues together with general principles requiring a clear case to be made out.</p> <p>Reference: Encyclopaedic Australian Legal Dictionary, LexisNexis.</p>
No plea	<p>No plea entered by a defendant or representative of the defendant is a refusal to enter a plea in relation to charge(s), and if unchanged results in the defendant being listed for a trial or defended hearing.</p> <p>Reference: 4527.0 - National Criminal Courts Data Dictionary (2006), p77, code 22.</p>
Not Applicable n.f.d.	<p>Not applicable, not further defined (n.f.d.). This category is only relevant to Plea at Finalisation and only applies to non adjudicated charge finalisations. This code should only be used if a more specific code in this grouping cannot be allocated.</p>

	Reference: 4527.0 - National Criminal Courts Data Dictionary (2006) , p77, code 30.
Not guilty plea	<p>A plea of not guilty indicates that the defendant wishes to contest the charge(s), and if unchanged results in the defendant being listed for a trial or defended hearing.</p> <p>Reference: 4527.0 - National Criminal Courts Data Dictionary (2006), p77, code 21.</p>
Other defended plea n.e.c.	<p>Other defended plea not elsewhere classified (n.e.c.) includes Demurrer, No Jurisdiction, Autrefois Conviction and Autrefois Acquittal.</p> <p>Reference: 4527.0 - National Criminal Courts Data Dictionary (2006), p77, code 24.</p>
Plea reserved	<p>The statement of plea reserved to a charge by a defendant in a Magistrates Court. The defendant reserves their plea to a charge until the case reaches the Court.</p> <p>Reference: 4527.0 - National Criminal Courts Data Dictionary (2006), p77, code 23.</p>
Undefended n.f.d.	<p>Undefended not further defined (n.f.d.) refers to where a defendant does not contest the charge(s) laid against him/her. This code should only be used if a more specific code in this grouping cannot be allocated.</p> <p>Reference: 4527.0 - National Criminal Courts Data Dictionary (2006), p77, code 10.</p>
Unknown/not stated	<p>For charge(s) where the final plea is unknown or has not been completed.</p> <p>Reference: 4527.0 - National Criminal Courts Data Dictionary (2006), p77, code 99.</p>
Withdrawn by prosecution	<p>This category is only relevant to Plea at finalisation and only applies to charge(s) finalised as Withdrawn by Prosecution.</p> <p>Reference: 4527.0 - National Criminal Courts Data Dictionary (2006), p77, code 31.</p>

Regarding Findings by Principal Charge tables:

Acquitted by court	<p>A determination by the court that the defendant is not guilty of the charge on the grounds that the charge has not been proven. A not guilty verdict by the court.</p> <p>Reference: for the full definition, see 4527.0 - National Criminal Courts Data Dictionary (2006), p71, code 121.</p>
--------------------	-------------------------------------------------------------------------------------------------------------------------------------------------------------------------------------------------------------------------------------------------------------------------------------------------------------------

Charge unproven n.e.c.	<p>Charge unproven not elsewhere classified. For defendants finalised in the Magistrates Criminal Court this includes:</p> <ul style="list-style-type: none"> • Dismissal of charge by a member of the judiciary due to delays in procedural steps. • <p>For defendants finalised in a higher criminal court this includes:</p> <ul style="list-style-type: none"> • Charge struck out • Dismissal of charge by a member of the judiciary due to delays in procedural steps • Dismissal of charge by member of judiciary due to lack of evidence or no evidence given by prosecution. <p>Reference: For the full definition, see 4527.0 - National Criminal Courts Data Dictionary (2006), p71, code 129.</p>
Committals	<p>Committals are usually the first stage of hearing indictable offences in the criminal justice system. A magistrate assesses the evidence presented against the defendant and decides whether it is sufficient to warrant the defendant being committed to a higher criminal court.</p> <p>Reference: 4527.0 - National Criminal Courts Data Dictionary (2006), p26.</p>
Committed for sentence	<p>An outcome of a committal hearing where a defendant enters a guilty plea to a charge and is transferred to a higher court to be sentenced.</p> <p>Reference: 4527.0 - National Criminal Courts Data Dictionary (2006), p75, code 212.</p>
Committed for trial	<p>An outcome of a committal hearing where a defendant enters a not guilty plea to a charge and is transferred to a higher court to stand trial.</p> <p>Reference: 4527.0 - National Criminal Courts Data Dictionary (2006), p75, code 211.</p>
Defendant deceased	<p>The court is notified of the fact that the defendant is deceased.</p> <p>Reference: 4527.0 - National Criminal Courts Data Dictionary (2006), p72 code 310.</p>
Ex-parte	<p>In the absence of the other side. Ex parte applications are heard in the absence of the party against whom the order is sought.</p> <p>Reference: Encyclopaedic Australian Legal Dictionary, LexisNexis.</p>
Guilty finding by court	<p>A guilty verdict by the court, a hearing/trial outcome where the court finds the charge proven (and the case was not heard ex-parte).</p>

	Reference: for the full definition, see 4527.0 - National Criminal Courts Data Dictionary (2006) , p72, code 111.
Guilty plea by defendant	<p>A guilty plea to a charge by the defendant (and where the charge was not heard ex-parte). This is not a trial outcome.</p> <p>Reference: for the full definition, see 4527.0 - National Criminal Courts Data Dictionary (2006), p72, code 112.</p>
Guilty, ex parte	<p>Where the court adjudicates charge(s) and the charge(s) are proven either:</p> <ul style="list-style-type: none"> (i) where the defendant pleaded guilty and the charge(s) are proven in his/her absence or (ii) the defendant fails to appear and the charge(s) were proven on the basis of the evidence presented. <p>Reference: 4527.0 - National Criminal Courts Data Dictionary (2006), p72, code 113.</p>
No case to answer	<p>A determination by the court at a committal hearing that there is insufficient evidence to commit the defendant to a higher court for trial on a charge.</p> <p>Reference: for the full definition, see 4527.0 - National Criminal Courts Data Dictionary (2006), p72, code 123.</p>
Non-adjudicated	<p>A non-adjudicated finalisation is where a charge is considered completed and ceases to be active in a court even though there has not been a determination on whether the defendant is guilty, that is, the charge(s) have not been adjudicated. In the ACT Courts Findings tables, the methods of non-adjudicated finalisation include 'defendant deceased', 'unfit to plead', 'withdrawn by the prosecution', 'transfer to non-court agency' and 'other non-adjudicated.'</p> <p>Reference: 4527.0 - National Criminal Courts Data Dictionary (2006), p60.</p>
Not guilty (mental illness)	<p>A determination by the court that the defendant is not guilty of a charge by reason of mental illness/condition.</p> <p>Reference: for the full definition, see 4527.0 - National Criminal Courts Data Dictionary (2006), p73, code 122.</p>
Other non-adjudicated n.e.c.	<p>Includes finalisations such as permanent stay of proceedings, diplomatic immunity and statute of limitation applies.</p> <p>Reference: for the full definition, see 4527.0 - National Criminal Courts Data Dictionary (2006), p73, code 390.</p>
Transfer to another court n.f.d	Finalisation by transfer of charge(s) between court levels not further defined. Includes finalisations where there is a court outcome ordering that a criminal charge be transferred to

	<p>another court level (within the state/territory) to be determined and/or sentenced.</p> <p>Reference: for the full definition, see 4527.0 - National Criminal Courts Data Dictionary (2006), p64. code 200</p>
Transfer to non-court agency	<p>An outcome of court proceedings whereby the charge(s) have been transferred to a non-court agency.</p> <p>In the ACT, transfer to a non court agency will normally involve the transfer of a matter to the ACT Civil and Administrative Tribunal to make a determination in relation to the mental health of a defendant.</p> <p>Reference: <i>Criminal Courts and Federal Defendants Unit Record Data Provision Manual (2012-13)</i>, pp55 and 57, code 350.</p>
Unfit to plead	<p>An outcome of court proceedings where it has been determined that the defendant's mental status is such that he/she is unfit to plead in relation to the charge against him/her.</p> <p>Reference: 4527.0 - National Criminal Courts Data Dictionary (2006), p74, code 330.</p>
Unknown	<p>Method of charge finalisation unknown/not stated.</p> <p>Reference: 4527.0 - National Criminal Courts Data Dictionary (2006), p75, code 900.</p>
Withdrawn by prosecution	<p>The formal withdrawal of charge(s) by the prosecution.</p> <p>Reference: for the full definition, see 4527.0 - National Criminal Courts Data Dictionary (2006), p74, code 340.</p>

Regarding Sentencing Outcomes tables:	
Adult fully suspended sentence	<p>An adult custodial order which provides that all of the sentence not be served, subject to the person being of good behaviour. Excludes fully suspended sentences that have added conditions other than good behaviour.</p> <p>Reference: <i>Criminal Courts and Federal Defendants Unit Record Data Provision Manual (2012-13)</i>, p76, code 1310</p>
Community service order	<p>An order requiring a person to undertake a specified number of hours of unpaid work for the community. Should that person breach the order he/she may be brought back to court and receive another penalty, for example a fine, a suspended sentence or a custodial sentence.</p> <p>Reference: <i>Criminal Courts and Federal Defendants Unit Record Data Provision Manual (2012-13)</i>, p76, code 2110</p>

Community supervision or Work Orders	<p>Non-custodial orders that require a person to perform work within the community or report to a person nominated by the court (for example, a corrections officer). There are four categories of undefended pleas in the Sentencing Outcomes tables: 'Community service order', 'Probation order', 'Treatment order', 'Referral to conference'.</p> <p>Reference: 4527.0 - National Criminal Courts Data Dictionary (2006), p78</p>
Fine	<p>A monetary penalty where the offender is required to pay a sum of money to the Crown.</p> <p>Reference: <i>Criminal Courts and Federal Defendants Unit Record Data Provision Manual (2012-13)</i>, p75, code 2210</p>
Good behaviour bond / recognisance orders	<p>An obligation, with or without sureties, aimed at securing the performance of some act by the person bound by the undertaking.</p> <p>Reference: <i>Criminal Courts and Federal Defendants Unit Record Data Provision Manual (2012-13)</i>, p75, code 2910</p>
Home detention	<p>An order in which a person serves part of a sentence of imprisonment at home or at another approved place that is not a correctional institution.</p> <p>References:</p> <ul style="list-style-type: none"> • adapted from 4527.0 - National Criminal Courts Data Dictionary (2006), p78 • Criminal Courts and Federal Defendants Unit Record Data Provision Manual (2012-13), p60, code 1220
Imprisonment - determined term	<p>An order requiring an adult person to be detained for a specified period of time within a facility built especially for the purpose of incarceration.</p> <p>References:</p> <ul style="list-style-type: none"> • adapted from 4527.0 - National Criminal Courts Data Dictionary (2006), p78 • Criminal Courts and Federal Defendants Unit Record Data Provision Manual (2012-13), p60, code 1121
Imprisonment - partially suspended	<p>Imprisonment – partially suspended in the ACT describes when an imprisonment order is made and the adult offender only has to serve part of the sentence in a correctional facility. The remainder of the term is suspended if the offender complies with the conditions in an accompanying good behaviour order.</p> <p>References:</p> <ul style="list-style-type: none"> • Criminal Unit, ACT Courts

	<ul style="list-style-type: none"> • Criminal Courts and Federal Defendants Unit Record Data Provision Manual (2012-13), p60, code 1122
Intensive corrections order	<p>An order that has a component of restricted liberty and requires a person to report to a correctional services officer on a specified basis.</p> <p>References:</p> <ul style="list-style-type: none"> • adapted from 4527.0 - National Criminal Courts Data Dictionary (2006), p78 • Criminal Courts and Federal Defendants Unit Record Data Provision Manual (2012-13), p60, code 1210
Juvenile detention - determined term	<p>An order requiring a juvenile to be detained for a specified period of time within a facility built especially for the purpose of incarceration.</p> <p>References:</p> <ul style="list-style-type: none"> • adapted from 4527.0 - National Criminal Courts Data Dictionary (2006), p78 • Criminal Courts and Federal Defendants Unit Record Data Provision Manual (2012-13), p60, code 1141
Juvenile detention - partially suspended	<p>Juvenile detention – partially suspended describes when a juvenile detention order is made and the offender only has to serve part of the sentence in a correctional facility. The remainder of the term is suspended if the offender complies with the conditions in an accompanying good behaviour order.</p> <p>References:</p> <ul style="list-style-type: none"> • Criminal Unit, ACT Courts • Criminal Courts and Federal Defendants Unit Record Data Provision Manual (2012-13), p60, code 1142
Juvenile fully suspended sentence	<p>A juvenile detention order which provides that all of the sentence not be served, subject to the person being of good behaviour.</p> <p>Reference: <i>Criminal Courts and Federal Defendants Unit Record Data Provision Manual (2012-13)</i>, p76, code 1320</p>
Life imprisonment	<p>Life and indeterminate imprisonment: the most serious form of imprisonment. Life imprisonment refers to offenders sentenced to life imprisonment. This does not necessarily mean that the person will be held in custody for the term of his/her natural life. In some states/territories a minimum time to serve in custody is specified by the court, while in others an administrative body such as a Parole Board makes this decision.</p> <p>References:</p> <ul style="list-style-type: none"> • adapted from 4527.0 - National Criminal Courts Data Dictionary (2006), p78

	<ul style="list-style-type: none"> • Criminal Courts and Federal Defendants Unit Record Data Provision Manual (2012-13), p60, code 1110
Order - recompense to victim	<p>A sentence order which requires the offender to pay a sum of money for a purpose other than fine, usually in relation to reparation to a victim. Includes restitution and compensation orders.</p> <p>Reference: <i>Criminal Courts and Federal Defendants Unit Record Data Provision Manual (2012-13)</i>, p75, code 2220</p>
Other custody in the community n.e.c.	<p>Other custody in the community not elsewhere classified (n.e.c.). An order requiring a person to have restricted liberty for a specified period of time while living within the community not including Intensive corrections orders or Home Detention orders.</p> <p>References:</p> <ul style="list-style-type: none"> • adapted from 4527.0 - National Criminal Courts Data Dictionary (2006), p79 • Criminal Courts and Federal Defendants Unit Record Data Provision Manual (2012-13), p60, code 1290
Other monetary orders n.e.c.	<p>Other monetary orders that are not a fine or an order as recompense to a victim (for example payment to charity or vehicle impoundment costs).</p> <p>Reference: <i>Criminal Courts and Federal Defendants Unit Record Data Provision Manual (2012-13)</i>, p75, code 2290</p>
Other non-custodial orders n.f.d.	<p>Other non-custodial orders that are not community supervision or work orders or monetary orders.</p> <p>Reference: <i>Criminal Courts and Federal Defendants Unit Record Data Provision Manual (2012-13)</i>, p60, code 2900</p>
	<ul style="list-style-type: none"> •
Probation order	<p>An order that requires an offender to be released, with or without conviction, to the supervision of an authorised officer. Includes any order that requires an offender to report periodically to an authorised officer but does not include any period of restricted liberty. Excludes intensive supervision orders and intensive corrections orders that contain periods of restricted liberty.</p> <p>Reference: <i>Criminal Courts and Federal Defendants Unit Record Data Provision Manual (2012-13)</i>, p76, code 2120</p>
Recognisance	<p>An acknowledgment by a person that he or she is indebted to the state for a certain a sum of money where the debt is extinguished on a certain happening, for example, where the person appears in court or has for a certain period been of good behaviour.</p>

	Reference: Encyclopaedic Australian Legal Dictionary, LexisNexis.
Referral to conference	An order requiring that a person attend a group, family or community conference. Reference: <i>Criminal Courts and Federal Defendants Unit Record Data Provision Manual (2012-13)</i> , p75, code 2140
Sentence type unknown / not stated	This code is to be used for charge(s) where the sentence type is unknown. Reference: <i>Criminal Courts and Federal Defendants Unit Record Data Provision Manual (2012-13)</i> , p76, code 9000
Treatment order	An order requiring a person to undertake a specified rehabilitation program aimed at behavioural or attitudinal modification. Reference: <i>Criminal Courts and Federal Defendants Unit Record Data Provision Manual (2012-13)</i> , p75, code 2130

ACCESS CANBERRA

Access Canberra (AC) is an ACT Government service that brings together customer and regulatory services. AC has been set up to make it easier for business, community organisations and individuals to work with ACT Government and deliver a more seamless experience.

The Profile reports two tables of data from AC relating to interlock program data and alcohol licence inspections and disciplinary proceedings arising from those inspections. ACT Policing and AC cooperate on both these issues.

As a result of changes to the *Road Transport (Driver Licensing) Act 1999*, on 17 June 2014 interlocks became mandatory for:

- 1) all drivers convicted of having a blood alcohol concentration (BAC) of 0.15 grams or higher
- 2) all repeat offenders who have been convicted or found guilty three or more times of drink driving offences in the previous five years and
- 3) those who refuse to undertake a drink driving test or provide a sample.

Glossary of terms and acronyms for Access Canberra Tables

BAC	Blood Alcohol Concentration as measured in grams (of alcohol) per 100ml of blood or grams (of alcohol) per 210 L of breath.
Breach of 3 month clear period	A 'breach of the 3 month clear period' occurs if an offender, during the last three months of the offender's interlock period, has: <ul style="list-style-type: none"> • driven a nominated vehicle fitted with an interlock without first providing a sample of his or her breath

	<ul style="list-style-type: none"> • driven a nominated vehicle when the offender knew, or ought reasonably to have known, that the vehicle's interlock was not operating properly or had been interfered with eg at a time when the battery was disconnected • driven a nominated motor vehicle with an interlock which has been fitted by other than an approved interlock installer • driven a vehicle other than the offender's nominated vehicle fitted with an interlock • failed to take a running re-test • given a start-up breath sample BAC of 0.02 or more or • given more than one start-up breath sample BAC with any level of alcohol detected. <p>An offender's interlock period may be extended due to a breach in the last three months of his or her interlock period. The interlock period will keep being extended until the offender has demonstrated compliance with the requirements of the interlock program, including the requirement for the offender's interlock record to show no breaches for a three month period.</p> <p>This 3 month clear period applies to both mandatory and voluntary interlock licence conditions.</p>
--	---------------------------------------------------------------------------------------------------------------------------------------------------------------------------------------------------------------------------------------------------------------------------------------------------------------------------------------------------------------------------------------------------------------------------------------------------------------------------------------------------------------------------------------------------------------------------------------------------------------------------------------------------------------------------------------------------------------------------------------------------------------------------------------------------------------------------------------------------------------------------------------------------------------------------------------------------------------------------------------------------------------------------------------------------------------------------------------------------------------------------------------------------------------------------------------------------------------------------

ACT YOUTH JUSTICE

The strategic direction for youth justice is set out in the [Blueprint for Youth Justice in the ACT 2012-22](#). The Blueprint has a focus on early intervention, prevention and diversion and a key principle under the *Children and Young People Act 2008*, is that a child or young person may only be detained in custody for an offence (whether on arrest, on remand or under sentence) as a last resort and for the minimum time necessary.

Youth justice responsibilities are managed through the Community Services Directorate and include youth justice case management and youth diversionary programs and initiatives that seek to address young people's offending behaviour, provide positive pathways and support rehabilitation.

The Community Services Directorate also manages the Bimberi Youth Justice Centre (Bimberi), which is a human rights compliant youth detention facility. Bimberi provides safe and secure accommodation for young people between the ages of 10 and 21 years who are remanded in custody or sentenced to a period of detention by the ACT Childrens or Supreme Courts. Bimberi facilitates rehabilitation and promotes the reintegration of children and young people into the community through a range of programs and services.

Bimberi aims to provide a safe, secure, supportive, rehabilitative environment for young people in custody resulting in young people:

- feeling safe, valued, respected, supported and hopeful about their future and
- being prepared to successfully participate socially and economically in the community.

The Bimberi Youth Justice Centre contributes to the Community Services Directorate's goals of giving young people a 'positive start' and 'support to grow and develop'.

At the end of each financial year the Community Services Directorate resupplies data for the most recent financial year, incorporating updates to data as required. Trend data may therefore differ from those published in previous Criminal Justice Statistical Profile reports due to data revisions. The most recent data is the most accurate.

Glossary of terms and acronyms for ACT Youth Justice tables

The definitions and counting rules below have been provided by the Community Services Directorate. Definitions are based on ACT legislation and where possible, counting rules developed by the Australian Institute for Health and Welfare. See sources below.

Admission	An admission refers to the reception of a young person to Bimberi in accordance with a court order, warrant or other legal authority. Admissions data includes all remands and committals, including where a young person may be counted more than once.
Age	Age is reported in completed years: there is no rounding of ages. Age is calculated at the beginning of the time period or the date when an order commenced during the time period. Reference: Australian Institute of Health and Welfare A person who is over 21 years <i>may</i> be supervised by Bimberi and/or Youth Justice Case Management (YJCM). This is a rare occurrence and only where offences were committed by the person under 18 years of age. Reference: <i>Crimes (Sentence Administration) Act 2005</i> , chapter 14A
Aboriginal and Torres Strait Islander	Young people who identify as Aboriginal and/or Torres Strait Islander origin. Reference: Australian Institute of Health and Welfare
Breach	A young person may breach their court order where they do not comply with the conditions attached to the order. This may be failing to attend court as ordered, failing to present for supervision or not meeting other conditions. Breaches are only recorded where a breach report is initiated by Youth Justice Case Management (YJCM) and is accepted by the court. Breaches that are initiated by other agencies, such as the police, and not yet finalised breach action by YJCM, are excluded.
Community-based supervision	A young person may receive an order (prior to sentencing and/or after sentencing) from the courts that requires the young person

	to be supervised by YJCM. This may include attending supervision and participating in case management.
Custody days	The number of custody days is the sum of a census at 8 am each day, for each young person in detention during the timeframe, including the day of release from custody. This includes young people in Bimberi on sentenced and unsentenced detention.
Gender	Gender refers to the sex the young person chooses to be identified with. Reference: <i>Children and Young People Act 2008</i> , section 189.
Most serious offence	A young person may be charged with numerous offences, but only the most serious is counted. Reference: Australian and New Zealand Standard Offence Classification (ANZSOC), 2011 .
Non-Indigenous young people	Non-Indigenous young people are those who do not identify as Aboriginal or Torres Strait Islander people. Young people with unknown Indigenous status are included in this category. The unknown rate for youth justice in the ACT is less than 1%.
Pre-sentence and updated pre-sentence reports	A pre-sentence report is required by the court when: (a) a court finds the offender guilty of an offence; (b) the offender indicates to a court an intention to plead guilty to an offence. Reference: <i>Crimes (Sentencing) Act 2005</i> , section 133E
Section 74D reports	The Court may order a report about a young person. Reference: <i>Court Procedures Act 2004</i> , section 74D.
Sentenced and unsentenced	A young person can be given orders that are: <ul style="list-style-type: none"> • unsentenced—is prior to a decision being made by the courts regarding an offence and can be made by the courts and/or police, such as bail or being remanded to custody • sentenced—after a decision regarding an offence is made by the court, such as a good behaviour order or sentence of imprisonment.
Successful completion of a sentence of community-based supervision	An order is considered to be successfully completed where the earliest order expiry date, or the order is terminated earlier by the court, and breach is neither pending nor finalised. Reference: Report on Government Services, Volume F, Community Services
Unsuccessful completion of a sentence of community-based supervision	An order is considered to be unsuccessfully completed where a court has decided that the order was breached, irrespective of the court-ordered outcome. For example, if the court decided that the order was breached but ordered the young person to

	<p>continue serving the order, the order is still considered to be an unsuccessful completion.</p> <p>Reference: Report on Government Services, Volume F, Community Services, 2014</p>
Young person	<p>A child or young person who is 10 years old or older, but who is under 18 years old; or who is over 18 years old but for whom the directorate is responsible in accordance with a decision under section 320F of the act.</p> <p>Reference: <i>Children and Young People Act 2008</i></p>

ACT CORRECTIVE SERVICES

As a partner in the criminal justice system, ACT Corrective Services aims to contribute to community safety through excellence in the delivery of adult correctional services that hold the confidence of the community. This is done by:

- encouraging and promoting the rehabilitation, reintegration and throughcare of offenders and
- the safe, humane and, where appropriate, secure management of offenders and detainees.

The Alexander Maconochie Centre (AMC) is the ACT's prison for persons who are sentenced to full-time imprisonment and remand. The AMC can accommodate males, females and those who identify using a third category for gender, signified by 'other' (which includes unspecified, indeterminate or intersex genders), remand and sentenced detainees from low to high security classifications.

Users of the Profile will find comparable corrective services data from other Australian jurisdictions in the Australian Bureau of Statistic's [4512.0 - Corrective Services, Australia](#) and [4517.0 Prisoners in Australia](#).

Glossary of terms and acronyms for ACT Corrective Services Tables

Definitions not provided by ACT Corrective Services have references included.

Bail	The temporary release of an accused person awaiting trial or sentence, sometimes on condition that a sum of money be lodged to guarantee their appearance. Data on bail includes deferred sentences.
Breaches	A breach is when an ACT Corrective Services Officer believes on reasonable grounds that an offender has breached any of their good behaviour obligations/conditions.
Successful breach	<p>A successful breach is when the Court makes a finding that the breach is proven. A court may take action such as:</p> <ul style="list-style-type: none"> • a warning indicating the need to comply

	<ul style="list-style-type: none"> • give the Director-General direction about offender supervision • amend the Good Behaviour Order • cancel the order • no further action.
Community Corrections	Community Corrections consists of the Probation and Parole Unit including the Community Services Unit and Sentence Administration Section. Community Corrections supervises offenders on court orders and provides advice to the sentencing court and releasing authority via reports.
Community service order	<p>An order requiring a person to undertake a specified number of hours of unpaid work for the community. Should that person breach the order he/she may be brought back to court and receive another penalty.</p> <p>Reference: 4527.0 - National Criminal Courts Data Dictionary (2006), p78, code 211.</p>
Community supervision order	<p>Community supervision includes the following orders:</p> <ul style="list-style-type: none"> • Bail • Good Behaviour • Parole <p>where offenders are required to be supervised by ACT Corrective Services, Community Corrections as a condition of the order.</p>
Deemed successful completions	The offender has successfully completed the requirements of the order and/or the supervision requirement has expired.
Detainee	<p>A full-time detainee is:</p> <ul style="list-style-type: none"> (a) an offender in the Director-General's custody because of the effect of a committal order or (b) a remandee in the Director-General's custody because of the effect of a remand order. <p>Warrants are issues for all detainees (including periodic detention), however, a portion of periodic detention detainees may meet the requirements to undertake supervised work within the community during their period of detention.</p> <p>Reference: for full definition, see Crimes (Sentence Administration) Act 2005</p>
Expected completions	Expected completion represents the orders that are expected to be completed during the reporting period without being referred back to the sentencing or releasing authority.
Good Behaviour Order	A Good Behaviour Order is an order which requires an offender to undertake supervision with ACT Corrective Services for a period of time. Offenders are also required to comply with conditions imposed by the Court on the orders. There may be community service work required.

Parole	<p>The release of a detainee from custody, after the completion of a minimum period of imprisonment determined by a court so that the detainee may serve the rest of the sentence on conditional liberty.</p> <p>Reference: adapted from Encyclopaedic Australian Legal Dictionary, LexisNexis.</p>
Parole supervision	<p>Parole supervision is when a detainee is released on parole with conditions including the requirement for the offender to undertake supervision with ACT Corrective Services for a period of time. Other core conditions are also set out and managed by the Sentence Administration Board.</p>
Periodic detention	<p>Persons given periodic detention are in custody for two consecutive days in a week (for example, weekends) and remain at liberty during the rest of the week.</p> <p>Reference: 4527.0 - National Criminal Courts Data Dictionary (2006), p79, code 113.</p>
Probation orders	<p>Probation condition, of a good behaviour order for an offender, means a condition included in the order that, during the period of the order, or for a part of that period stated in the order, the offender is—</p> <ul style="list-style-type: none"> (a) to be on probation subject to the supervision of a person appointed under the order and (b) to obey all reasonable directions of the appointed person. <p>Reference: <i>Crimes (Sentencing) Act 2005</i>, dictionary</p>
Probation supervision	<p>Probation supervision means an additional condition (other than a probation condition) of a good behaviour order that requires the offender to be subject to the director-general's or their delegate's supervision.</p> <p>Reference: based on Crime (Sentence Administration) Act 2005, section 86 (2), definition of supervision condition.</p>
Remand	<p>Remand means—</p> <ul style="list-style-type: none"> 1) a person remanded in custody by a remanding authority 2) the reference is to a full time detainee if— <ul style="list-style-type: none"> (a) a remandee is in the Director-General's custody because of the effect of remand order (b) the full-time detainee— <ul style="list-style-type: none"> (i) has not been convicted or found guilty of the offence for which the detainee is remanded or (ii) is not serving a sentence of imprisonment by full-time detention for another offence. <p>Reference: Dictionary and section 22, <i>Crimes (Sentence Administration) Act 2005</i>.</p>

Sentenced population	Sentenced population refers to the number of detainees serving full-time imprisonment.
Successful completions	Successfully completed means the number of periodic detentions orders that were completed during the reporting period.

VICTIM SUPPORT ACT

Victim Support ACT (VSACT) provides information, advocacy, support and counselling services to people who have been a victim of crime in the ACT.

Glossary of terms and acronyms for VSACT

Early intervention team	The Early Intervention Team (EIT) is VSACT's first point of contact with the public. EIT takes referrals, provides initial information and support and register clients who are seeking ongoing support.
Other referrals	Includes referrals from community members, medical practitioners (particularly GPs), and other private counsellors.
SupportLink	Supportlink is an online referral and diversion gateway used by ACT Policing. For more information, see http://www.supportlink.com.au/default.aspx .
Victim of Crime	<p>All eligible victims can receive up to two hours of service from VSACT.</p> <p>An eligible victim is a victim of crime in the ACT, except where they have suffered the harm as a result of motor vehicle use; or as a result of committing an offence (<i>s24 Victims of Crime Regulation 2000</i>).</p> <p>Victims of violent crimes (including close family members) can access additional assistance under the Victims Services Scheme (<i>s33-36 Victims of Crime Regulation 2000</i>).</p>
Wraparound	Wraparound is a coordinated response to victims of sexual assault reporting, or considering reporting, to the ACT Police. The program comprises Canberra Rape Crisis Centre and/or the Service Assisting Male Survivors of Sexual Assault, Australian Federal Police, Victim Support ACT, Forensic Medical Sexual Assault Care and Office of the Director of Public Prosecutions. The wraparound is a mobile counselling and support service that responds to the victim at the time of initial presentation to police or forensics/medical services. In addition to this, it brings together the agencies in monthly meetings to exchange information and to provide support and a coordinated case management service to victims for the duration of their engagement with the criminal justice system.

APPENDIX 1 - ACT CRIMINAL JUSTICE STATISTICAL PROFILE - JUNE 2017

SPREADSHEET TABLE OF CONTENTS

	Appendix page no
TABLE OF CONTENTS	1
DATA SETS INDEX	6
KEY HIGHLIGHTS SUMMARY	11
ACT POLICING TABLES	
ACT Policing Table 1 (Numbers)	Incidents, offences, apprehensions and charges by quarter - 5 year trends 53
ACT Policing Table 1 (Rates)	Quarterly rates per 100,000 population for incidents, offences, apprehensions and charges - 5 year trends 54
ACT Policing Table 2	Person, property, public order offences and rates, where alcohol is involved by location by quarter - 5 year trends 55
ACT Policing Table 3	Reported offences by ANZSOC 2011 Divisions - 5 year trends 56
ACT Policing Table 4	Selected reported offences (excluding drug and traffic offences) using ANCO 1985 codes - 5 year trends 57
ACT Policing Table 5	Non-Aboriginal and Torres Strait Islander people apprehended by ACT Policing by age and gender - 5 year trends 58
ACT Policing Table 6	Aboriginal and Torres Strait Islander people apprehended by ACT Policing by age and gender - 5 year trends 59
ACT Policing Table 7	People apprehended by ACT Policing by age and gender where alcohol is a factor in the apprehension - 5 year trends 60
ACT Policing Table 8	Charges from the apprehension of non-Aboriginal and Torres Strait Islander people - 5 year trends 61
ACT Policing Table 9	Charges from the apprehension of Aboriginal and Torres Strait Islander people - 5 year trends 62
ACT Policing Table 10	Selected charges from the apprehension of Aboriginal and Torres Strait Islander people - 5 year trends 63
ACT Policing Table 11	Charges from the apprehension of Aboriginal and Torres Strait Islander young people - 5 year trends 64
ACT Policing Table 12	Charges from apprehensions where alcohol is involved (ANZSOC 2011 Divisions) - 5 year trends 65
ACT Policing Table 13	Selected charges from the apprehension of Aboriginal and Torres Strait Islander young people - 5 year trends 66
ACT Policing Table 14	Charges from apprehensions by ANZSOC offence type, sex and age - 5 years to June 2017 67
ACT Policing Table 15	Charges from apprehensions by selected ANCO offence type, sex and age - 5 years to June 2017 68
ACT Policing Table 16	Charges by clearance type for non-Aboriginal and Torres Strait Islander people apprehended by ACT Policing - 5 year trends 69

ACT Policing Table 17	Charges by clearance type for Aboriginal and Torres Strait Islander people apprehended by ACT Policing - 5 year trends	70
ACT Policing Table 18	Charges by clearance type for non-Aboriginal and Torres Strait Islander young people apprehended by ACT Policing - 5 year trends	71
ACT Policing Table 19	Charges by clearance type for Aboriginal and Torres Strait Islander young people apprehended by ACT Policing - 5 year trends	72
ACT Policing Table 20	Traffic and transport information - 5 year trends	73
ACT Policing Table 21	Criminal Infringement Notices - 5 year trends	74
ACT Policing Table 22	Protective custody for intoxication by age, sex and Aboriginal and Torres Strait Islander status - 5 year trends	75
ACT Policing Table 23	Non alcohol drug summary information - 5 year trends	76
ACT Policing Table 24	Number of each drug type seized - 5 year trends	77
ACT Policing Table 25	Victims in the Australian Capital Territory by selected crime type - 5 years trends	78
ACT Policing Table 26	Victims by age and sex where both are known - 5 years to June 2017	79
ACT Policing Table 27	Victims in the Australian Capital Territory by selected crime types and how the incident was cleared - 5 years to June 2017	80
ACT AMBULANCE SERVICE TABLES		
ACT Ambulance Service Table 1	ACT alcohol-related ambulance attendances by age grouping - 5 year trends	81
ACT Ambulance Service Table 2	ACT alcohol-related ambulance attendances by location type - 5 year trends	82
ACT HEALTH TABLES		
ACT Health Table 1	Alcohol and other drug behavioural disorders presenting to ACT Health Emergency Departments by drug type - 5 year trends	83
ACT Health Table 2	Emergency Department presentations for assault by place of occurrence - 5 year trends	84
ACT Health Table 3	ACT Sobering Up Shelter referrals and placements by Aboriginal and Torres Strait Islander Status - 5 year trends	85
DOMESTIC VIOLENCE CRISIS SERVICE TABLES		
Domestic Violence Crisis Service Table 1	Domestic Violence Crisis Service Clients and Client Demographics - SPECIALIST HOMELESSNESS INFORMATION SYSTEM TEST DATA	86
Domestic Violence Crisis Service Table 2	Domestic Violence Crisis Service Activities - SPECIALIST HOMELESSNESS INFORMATION PLATFORM TEST DATA	87
RESTORATIVE JUSTICE UNIT TABLES		
Restorative Justice Table 1	Summary of Restorative Justice Unit activity - 5 year trends	88
Restorative Justice Table 2	Offenders referred to restorative justice by referring agency - 5 year trends	89

Restorative Justice Table 3	Offenders and victims referred to restorative justice by gender - 5 year trends	91
Restorative Justice Table 4	Offenders and victims referred to restorative justice by Aboriginal and Torres Strait Islander status - 5 year trends	92
Restorative Justice Table 5	Referrals to restorative justice by offence type and Aboriginal and Torres Strait Islander Status - 5 year trends	93
Restorative Justice Table 6	Restorative Justice Conferences held - 5 year trends	94
Restorative Justice Table 7	Compliance with individual restorative justice agreements - 5 year trends	95
Restorative Justice Table 8	Restorative Justice agreement outcomes for victims and community - 5 year trends	96
GALAMBANY 'CIRCLE SENTENCING' COURT TABLES		
Galambany Court Table 1	Aboriginal and Torres Strait Islander people referred to Galambany Court - 5 year trends	97
Galambany Court Table 2	Aboriginal and Torres Strait Islander people assessed for Galambany Court - 5 year trends	98
Galambany Court Table 3	Aboriginal and Torres Strait Islander people sentenced by Galambany Court - 5 year trends	99
ACT COURTS TABLES		
ACT Courts Table 1	Defendants finalised by principal charge - Magistrates, Children's and Supreme Courts - March and June 2017 quarters	100
ACT Courts Table 2	Pleas by principal charge - Magistrates Court - March and June 2017 quarters	102
ACT Courts Table 3	Pleas by principal charge - Children's Court - March and June 2017 quarters	104
ACT Courts Table 4	Pleas by principal charge - Supreme Court - March and June 2017 quarters	106
ACT Courts Table 5	Duration by principal charge - Magistrates Court - March and June 2017 quarters	108
ACT Courts Table 6	Duration by principal charge - Children's Court - March and June 2017 quarters	110
ACT Courts Table 7	Duration by principal charge - Supreme Court - March and June 2017 quarters	112
ACT Courts Table 8	Findings by principal charge - Magistrates Court - March and June 2017 quarters	114
ACT Courts Table 9	Findings by principal charge - Children's Court - March and June 2017 quarters	116
ACT Courts Table 10	Findings by principal charge - Supreme Court - March and June 2017 quarters	118
ACT Courts Table 11	Sentence outcome by principal charge - Magistrates Court - March and June 2017 quarters	120
ACT Courts Table 12	Sentence outcome by principal charge - Children's Court - March and June 2017 quarters	122
ACT Courts Table 13	Sentence outcome by principal charge - Supreme Court - March and June 2017 quarters	124

ACCESS CANBERRA TABLES		
Access Canberra Table 1	Interlock program data - September 2014 to June 2017	126
Access Canberra Table 2	Alcohol license compliance - 5 year trends	127
ACT YOUTH JUSTICE TABLES		
Sub-section: Young people in detention		
Youth Justice Table 1	Admissions of young people to Bimberi Youth Justice Centre by gender and Aboriginal and Torres Strait Islander status - March 2009 quarter to June 2017	128
Youth Justice Table 2	Admissions of young people to Bimberi Youth Justice Centre by age and offence - September 2013 to June 2017	129
Youth Justice Table 3	Total young people detained in Bimberi Youth Justice Centre by sentence status, gender, age, Aboriginal and Torres Strait Islander status - September 2013 to June 2017	132
Youth Justice Table 4	Custody days of young people in detention in Bimberi Youth Justice Centre - 5 year trends	134
Sub-section: Young people under community supervision		
Youth Justice Table 5	Total young people under community-based supervision by gender, age and Aboriginal and Torres Strait Islander status - September 2013 to June 2017	135
Youth Justice Table 6	Total young people under community-based supervision by age and offence - September 2013 to June 2017	136
Youth Justice Table 7	Youth justice reports submitted to court and court based orders - July 2013 to June 2017	139
ACT CORRECTIVE SERVICES TABLES		
Sub-section: People in detention		
Corrective Services Table 1	Admissions to the Alexander Maconochie Centre by gender and Aboriginal and Torres Strait Islander status - June 2009 to June 2017	141
Corrective Services Table 2	Daily average detainee population at Alexander Maconochie Centre by gender and Aboriginal and Torres Strait Islander Status - September 2013 to June 2017	142
Corrective Services Table 3	Total days of remand at the Alexander Maconochie Centre by gender and Aboriginal and Torres Strait Islander status by month - 5 year trends	143
Corrective Services Table 4	Newly sentenced and 1st of the month breakdown of Alexander Maconochie Centre Population - 5 year trends	145
Corrective Services Table 5	Total ACT detainees in prisons as at first day of each month by gender - 5 year trends	147
Corrective Services Table 6	Detainees by most serious offence as at the last day of each month - 5 year trends	149
Sub-section: People under community supervision		
Corrective Services Table 7	Community Supervision Orders - July 2013 to June 2017	151

Corrective Services Table 8	Completion status of Community Supervision Orders - July 2013 to June 2017	153
Corrective Services Table 9	Monthly caseload of probation orders (ACT, interstate and good behaviour orders) - July 2013 to June 2017	155
Corrective Services Table 10	Community corrections - monthly average by gender and Aboriginal and Torres Strait Islander status - July 2013 to June 2017	157
Corrective Services Table 11	Probation and parole: expected completions and breaches by Aboriginal and Torres Strait Islander status - September 2013 to June 2017	159
VICTIM SUPPORT ACT TABLES		
Victim Support ACT Table 1	Referrals to and registered clients of Victim Support ACT - 5 year trends	161
Victim Support ACT Table 2	Victim Support ACT referral offence - 5 year trends	162

ACT CRIMINAL JUSTICE STATISTICAL PROFILE

JUNE 2017

APPENDIX 1 - DATA SET INDEX

[Back to Spreadsheet Table of Contents](#)
[Statement of Purpose and Explanatory Notes](#)

Appendix
page no

ABORIGINAL AND TORRES STRAIT ISLANDER DATA SET		
ACT Policing Table 1 (Rates)	Quarterly rates per 100,000 population for incidents, offences, apprehensions and charges - 5 year trends	54
ACT Policing Table 5	Non-Aboriginal and Torres Strait Islander people apprehended by ACT Policing by age and gender - 5 year trends	58
ACT Policing Table 6	Aboriginal and Torres Strait Islander people apprehended by ACT Policing by age and gender - 5 year trends	59
ACT Policing Table 8	Charges from the apprehension of non-Aboriginal and Torres Strait Islander people - 5 year trends	61
ACT Policing Table 9	Charges from the apprehension of Aboriginal and Torres Strait Islander people - 5 year trends	62
ACT Policing Table 10	Selected charges from the apprehension of Aboriginal and Torres Strait Islander people - 5 year trends	63
ACT Policing Table 11	Charges from the apprehension of Aboriginal and Torres Strait Islander young people - 5 year trends	64
ACT Policing Table 13	Selected charges from the apprehension of Aboriginal and Torres Strait Islander young people - 5 year trends	66
ACT Policing Table 16	Charges by clearance type for non-Aboriginal and Torres Strait Islander people apprehended by ACT Policing - 5 year trends	69
ACT Policing Table 17	Charges by clearance type for Aboriginal and Torres Strait Islander people apprehended by ACT Policing - 5 year trends	70
ACT Policing Table 18	Charges by clearance type for non-Aboriginal and Torres Strait Islander young people apprehended by ACT Policing - 5 year trends	71
ACT Policing Table 19	Charges by clearance type for Aboriginal and Torres Strait Islander young people apprehended by ACT Policing - 5 year trends	72
ACT Policing Table 21	Criminal Infringement Notices - 5 year trends	74
ACT Policing Table 22	Protective custody for intoxication by age, sex and Aboriginal and Torres Strait Islander status - 5 year trends	75
ACT Health Table 3	ACT Sobering Up Shelter referrals and placements by Aboriginal and Torres Strait Islander Status - 5 year trends	85
Domestic Violence Crisis Service Table 1	Domestic Violence Crisis Service Clients and Client Demographics - SPECIALIST HOMELESSNESS INFORMATION SYSTEM TEST DATA	86
Restorative Justice Table 4	Offenders and victims referred to restorative justice by Aboriginal and Torres Strait Islander status - 5 year trends	92

Restorative Justice Table 5	Referrals to restorative justice by offence type and Aboriginal and Torres Strait Islander Status - 5 year trends	93
Galambany Court Table 1	Aboriginal and Torres Strait Islander people referred to Galambany Court - 5 year trends	97
Galambany Court Table 2	Aboriginal and Torres Strait Islander people assessed for Galambany Court - 5 year trends	98
Galambany Court Table 3	Aboriginal and Torres Strait Islander people sentenced by Galambany Court - 5 year trends	99
Youth Justice Table 1	Admissions of young people to Bimberi Youth Justice Centre by gender and Aboriginal and Torres Strait Islander status - March 2009 quarter to June 2017	128
Youth Justice Table 3	Total young people detained in Bimberi Youth Justice Centre by sentence status, gender, age, Aboriginal and Torres Strait Islander status - September 2013 to June 2017	132
Youth Justice Table 5	Total young people under community-based supervision by gender, age and Aboriginal and Torres Strait Islander status - September 2013 to June 2017	135
Corrective Services Table 1	Admissions to the Alexander Maconochie Centre by gender and Aboriginal and Torres Strait Islander status - June 2009 to June 2017	141
Corrective Services Table 2	Daily average detainee population at Alexander Maconochie Centre by gender and Aboriginal and Torres Strait Islander Status - September 2013 to June 2017	142
Corrective Services Table 3	Total days of remand at the Alexander Maconochie Centre by gender and Aboriginal and Torres Strait Islander status by month - 5 year trends	143
Corrective Services Table 4	Newly sentenced and 1st of the month breakdown of Alexander Maconochie Centre Population - 5 year trends	145
Corrective Services Table 10	Community corrections - monthly average by gender and Aboriginal and Torres Strait Islander status - July 2013 to June 2017	157
Corrective Services Table 11	Probation and parole: expected completions and breaches by Aboriginal and Torres Strait Islander status - September 2013 to June 2017	159
Victim Support ACT Table 1	Referrals to and registered clients of Victim Support ACT - 5 year trends	161
VICTIMS OF CRIME DATA SET		
ACT Policing Table 25	Victims in the Australian Capital Territory by selected crime type - 5 years trends	78
ACT Policing Table 26	Victims by age and sex where both are known - 5 years to June 2017	79
ACT Policing Table 27	Victims in the Australian Capital Territory by selected crime types and how the incident was cleared - 5 years to June 2017	80
Victim Support ACT Table 1	Referrals to and registered clients of Victim Support ACT - 5 year trends	161
Victim Support ACT Table 2	Victim Support ACT referral offence - 5 year trends	162
ALCOHOL AND OTHER DRUGS DATA SET		

ACT Policing Table 1 (Rates)	Quarterly rates per 100,000 population for incidents, offences, apprehensions and charges - 5 year trends	54
ACT Policing Table 2	Person, property, public order offences and rates, where alcohol is involved by location by quarter - 5 year trends	55
ACT Policing Table 3	Reported offences by ANZSOC 2011 Divisions - 5 year trends	56
ACT Policing Table 4	Selected reported offences (excluding drug and traffic offences) using ANCO 1985 codes - 5 year trends	57
ACT Policing Table 7	People apprehended by ACT Policing by age and gender where alcohol is a factor in the apprehension - 5 year trends	60
ACT Policing Table 8	Charges from the apprehension of non-Aboriginal and Torres Strait Islander people - 5 year trends	61
ACT Policing Table 9	Charges from the apprehension of Aboriginal and Torres Strait Islander people - 5 year trends	62
ACT Policing Table 10	Selected charges from the apprehension of Aboriginal and Torres Strait Islander people - 5 year trends	63
ACT Policing Table 11	Charges from the apprehension of Aboriginal and Torres Strait Islander young people - 5 year trends	64
ACT Policing Table 12	Charges from apprehensions where alcohol is involved (ANZSOC 2011 Divisions) - 5 year trends	65
ACT Policing Table 13	Selected charges from the apprehension of Aboriginal and Torres Strait Islander young people - 5 year trends	66
ACT Policing Table 14	Charges from apprehensions by ANZSOC offence type, sex and age - 5 years to June 2017	67
ACT Policing Table 15	Charges from apprehensions by selected ANCO offence type, sex and age - 5 years to June 2017	68
ACT Policing Table 16	Charges by clearance type for non-Aboriginal and Torres Strait Islander people apprehended by ACT Policing - 5 year trends	69
ACT Policing Table 17	Charges by clearance type for Aboriginal and Torres Strait Islander people apprehended by ACT Policing - 5 year trends	70
ACT Policing Table 18	Charges by clearance type for non-Aboriginal and Torres Strait Islander young people apprehended by ACT Policing - 5 year trends	71
ACT Policing Table 19	Charges by clearance type for Aboriginal and Torres Strait Islander young people apprehended by ACT Policing - 5 year trends	72
ACT Policing Table 20	Traffic and transport information - 5 year trends	73
ACT Policing Table 21	Criminal Infringement Notices - 5 year trends	74
ACT Policing Table 22	Protective custody for intoxication by age, sex and Aboriginal and Torres Strait Islander status - 5 year trends	75
ACT Policing Table 23	Non alcohol drug summary information - 5 year trends	76
ACT Policing Table 24	Number of each drug type seized - 5 year trends	77
ACT Ambulance Service Table 1	ACT alcohol-related ambulance attendances by age grouping - 5 year trends	81
ACT Ambulance Service Table 2	ACT alcohol-related ambulance attendances by location type - 5 year trends	82

ACT Health Table 1	Alcohol and other drug behavioural disorders presenting to ACT Health Emergency Departments by drug type - 5 year trends	83
ACT Health Table 3	ACT Sobering Up Shelter referrals and placements by Aboriginal and Torres Strait Islander Status - 5 year trends	85
Restorative Justice Table 5	Referrals to restorative justice by offence type and Aboriginal and Torres Strait Islander Status - 5 year trends	93
ACT Courts Table 1	Defendants finalised by principal charge - Magistrates, Children's and Supreme Courts - March and June 2017 quarters	100
ACT Courts Table 2	Pleas by principal charge - Magistrates Court - March and June 2017 quarters	102
ACT Courts Table 3	Pleas by principal charge - Children's Court - March and June 2017 quarters	104
ACT Courts Table 4	Pleas by principal charge - Supreme Court - March and June 2017 quarters	106
ACT Courts Table 5	Duration by principal charge - Magistrates Court - March and June 2017 quarters	108
ACT Courts Table 6	Duration by principal charge - Children's Court - March and June 2017 quarters	110
ACT Courts Table 7	Duration by principal charge - Supreme Court - March and June 2017 quarters	112
ACT Courts Table 8	Findings by principal charge - Magistrates Court - March and June 2017 quarters	114
ACT Courts Table 9	Findings by principal charge - Children's Court - March and June 2017 quarters	116
ACT Courts Table 10	Findings by principal charge - Supreme Court - March and June 2017 quarters	118
ACT Courts Table 11	Sentence outcome by principal charge - Magistrates Court - March and June 2017 quarters	120
ACT Courts Table 12	Sentence outcome by principal charge - Children's Court - March and June 2017 quarters	122
ACT Courts Table 13	Sentence outcome by principal charge - Supreme Court - March and June 2017 quarters	124
Corrective Services Table 6	Detainees by most serious offence as at the last day of each month - 5 year trends	149

DOMESTIC AND FAMILY VIOLENCE DATA SET

ACT Policing Table 1 (Numbers)	Incidents, offences, apprehensions and charges by quarter - 5 year trends	53
ACT Policing Table 1 (Rates)	Quarterly rates per 100,000 population for incidents, offences, apprehensions and charges - 5 year trends	54
ACT Policing Table 4	Selected reported offences (excluding drug and traffic offences) using ANCO 1985 codes - 5 year trends	57
Domestic Violence Crisis Service Table 1	Domestic Violence Crisis Service Clients and Client Demographics - SPECIALIST HOMELESSNESS INFORMATION SYSTEM TEST DATA	86
Domestic Violence Crisis Service Table 2	Domestic Violence Crisis Service Activities - SPECIALIST HOMELESSNESS INFORMATION PLATFORM TEST DATA	87

Victim Support ACT Table 1	Referrals to and registered clients of Victim Support ACT - 5 year trends	161
Victim Support ACT Table 2	Victim Support ACT referral offence - 5 year trends	162

KEY HIGHLIGHTS SUMMARY

The ACT Criminal Justice Statistical Profile's Key Highlights Summary presents a summary table and charts on offences and other measures related to the latest Ministerial Direction for ACT Policing. Included are:

- all offence divisions included in the Australian and New Zealand Standard Classification of Offences (ANZSOC, 2011);
- data from the Restorative Justice Unit, the Office of Children, Youth and Family Support and ACT Corrective Services;
- selected data from the following data sets on Aboriginal and Torres Strait Islander people, Victims of Crime, Alcohol and other drugs and Domestic and Family violence.

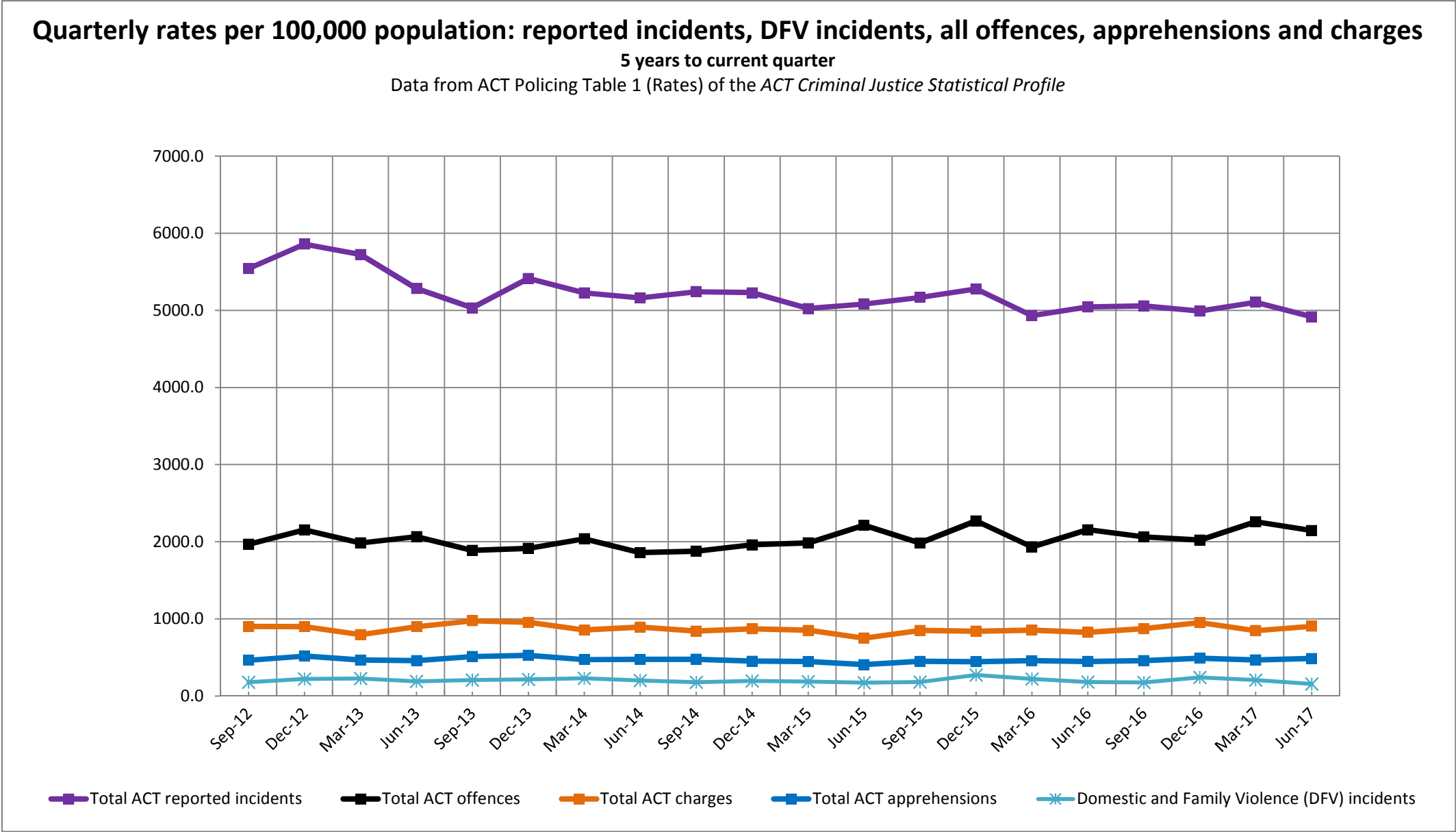
Note that there is no information included in this summary regarding the statistical significance of the data provided. The number of offences for particular crime types may demonstrate large changes from quarter to quarter or year to year. The interpretation of these changes should be made in context of the data on which each summary chart is based. References to the source table in the Profile are included in both the summary table and the charts.

ABORIGINAL AND TORRES STRAIT ISLANDER SUMMARY TABLE - JUNE 2017

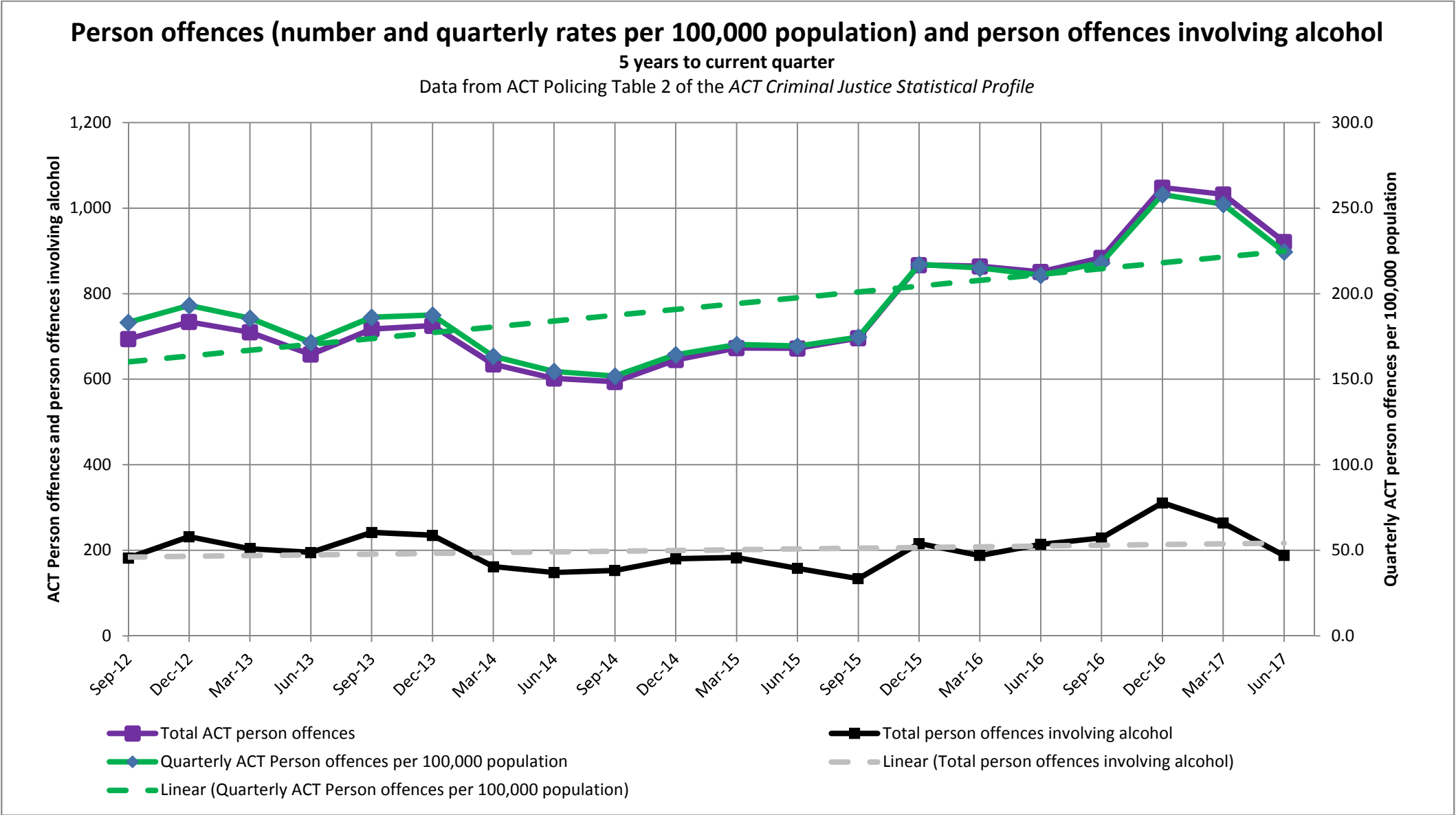
[Back to Spreadsheet Table of Contents](#)
[Statement of Purpose and Explanatory Notes](#)

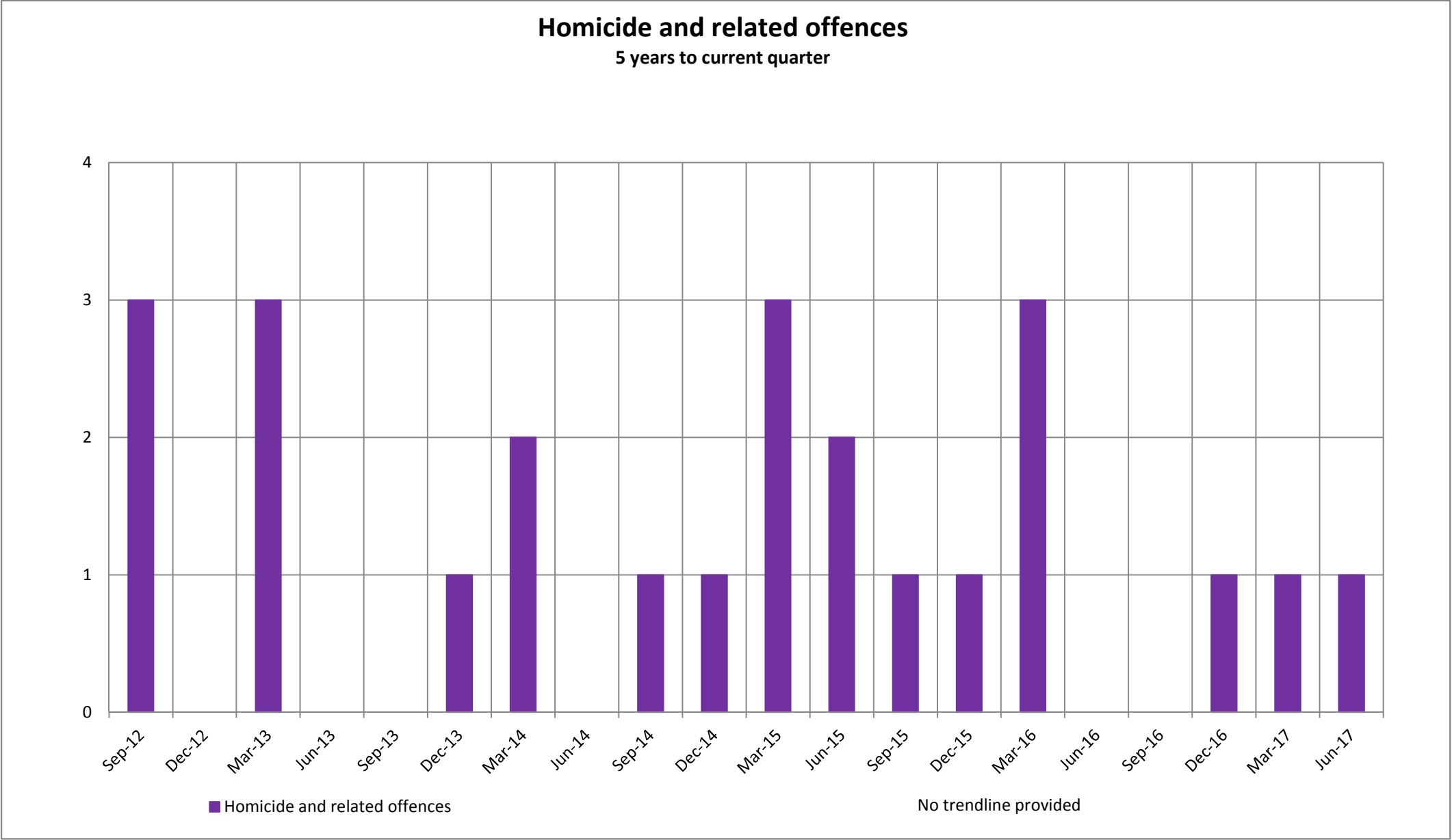
Source table	Offence or measure	Year to June 2016	Year to June 2017	Year difference (%)
ACT Policing Table 16	Charges cleared by cautions - Non-Aboriginal and Torres Strait Islander people	460	381	-17.2%
ACT Policing Table 17	Charges cleared by cautions - Aboriginal and Torres Strait Islander people	28	30	7.1%
ACT Policing Table 16	Alcohol Diversion for Young people < 18 - Non-Aboriginal and Torres Strait Islander	23	26	13.0%
ACT Policing Table 17	Alcohol Diversion for Young people < 18 - Aboriginal and Torres Strait Islander	0	0	n/a
ACT Policing Table 16	Drug Diversion - Non-Aboriginal and Torres Strait Islander	162	218	34.6%
ACT Policing Table 17	Drug Diversion - Aboriginal and Torres Strait Islander	3	1	-66.7%
ACT Health Table 3	Beds occupied at the Sobering Up Shelter - Non-Aboriginal and Torres Strait Islander	285	297	4.2%
ACT Health Table 3	Beds occupied at the Sobering Up Shelter - Aboriginal and Torres Strait Islander	23	36	56.5%
Restorative Justice Table 4	Offenders referred - Non-Aboriginal and Torres Strait Islander	118	191	61.9%
Restorative Justice Table 4	Offenders referred - Aboriginal and Torres Strait Islander	33	42	27.3%
ACT Policing Table 5	Apprehensions - Non-Aboriginal and Torres Strait Islander young people	521	453	-13.1%
ACT Policing Table 6	Apprehensions - Aboriginal and Torres Strait Islander young people	81	106	30.9%
ACT Policing Table 5	Apprehensions - Non-Aboriginal and Torres Strait Islander people	6,436	6,808	5.8%
ACT Policing Table 6	Apprehensions - Aboriginal and Torres Strait Islander people	757	924	22.1%
ACT Policing Table 16	Charges cleared by arrests - Non-Aboriginal and Torres Strait Islander people	4,670	5,431	16.3%
ACT Policing Table 17	Charges cleared by arrests - Aboriginal and Torres Strait Islander people	1,063	1,233	16.0%
ACT Policing Table 22	Protective custody for intoxication - Non-Aboriginal and Torres Strait Islander	853	892	4.6%
ACT Policing Table 22	Protective custody for intoxication - Aboriginal and Torres Strait Islander	133	163	22.6%
Youth Justice Table 1	Non-Aboriginal and Torres Strait Islander admissions to Bimberi	82	92	12.2%
Youth Justice Table 1	Aboriginal and Torres Strait Islander admissions to Bimberi	37	54	45.9%
Corrective Services Table 1	Non-Aboriginal and Torres Strait Islander admissions to the AMC	565	698	23.5%
Corrective Services Table 1	Aboriginal and Torres Strait Islander admissions to the AMC	146	156	6.8%

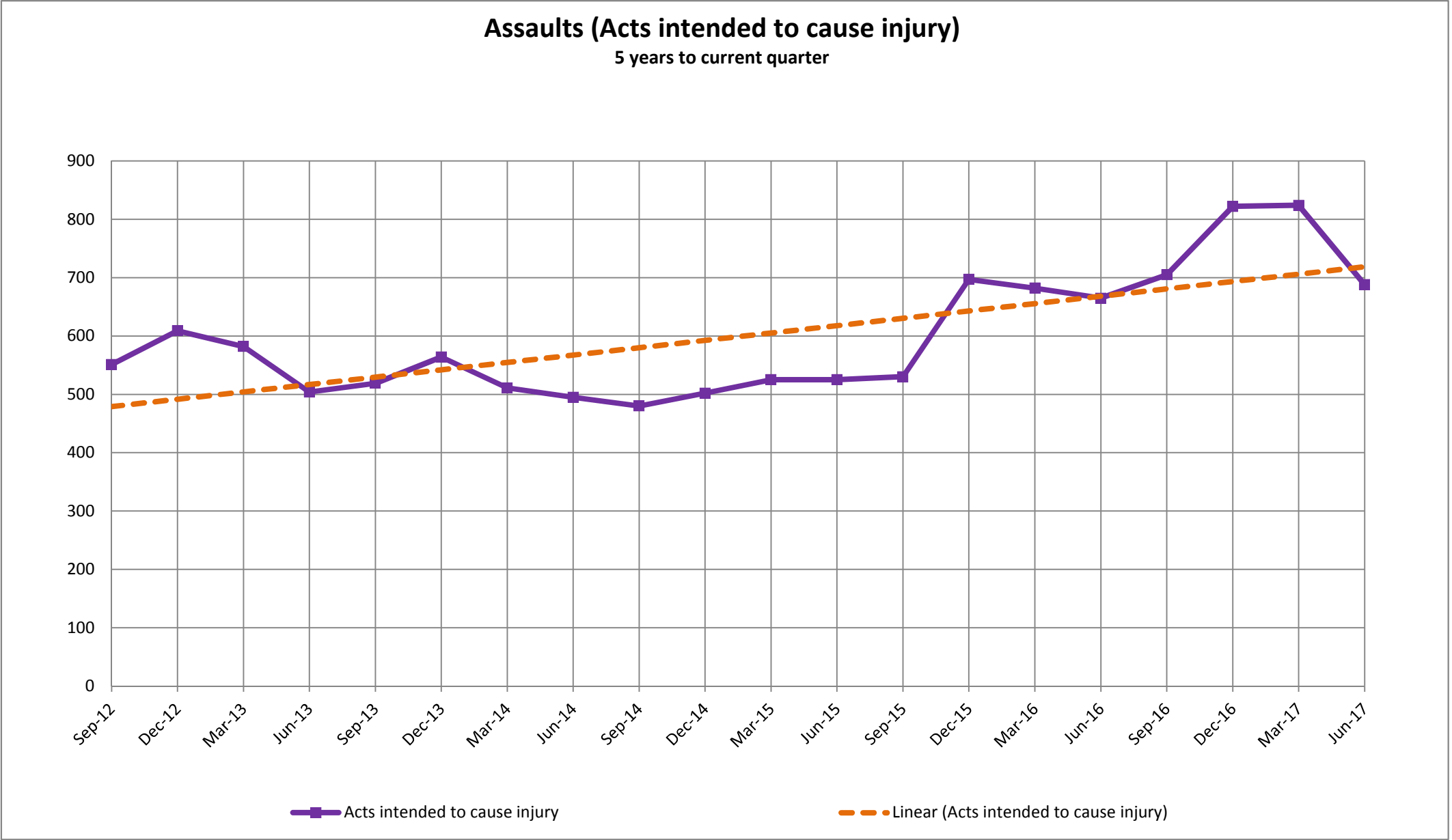
ALL INCIDENTS, OFFENCES, APPREHENSIONS, CHARGES

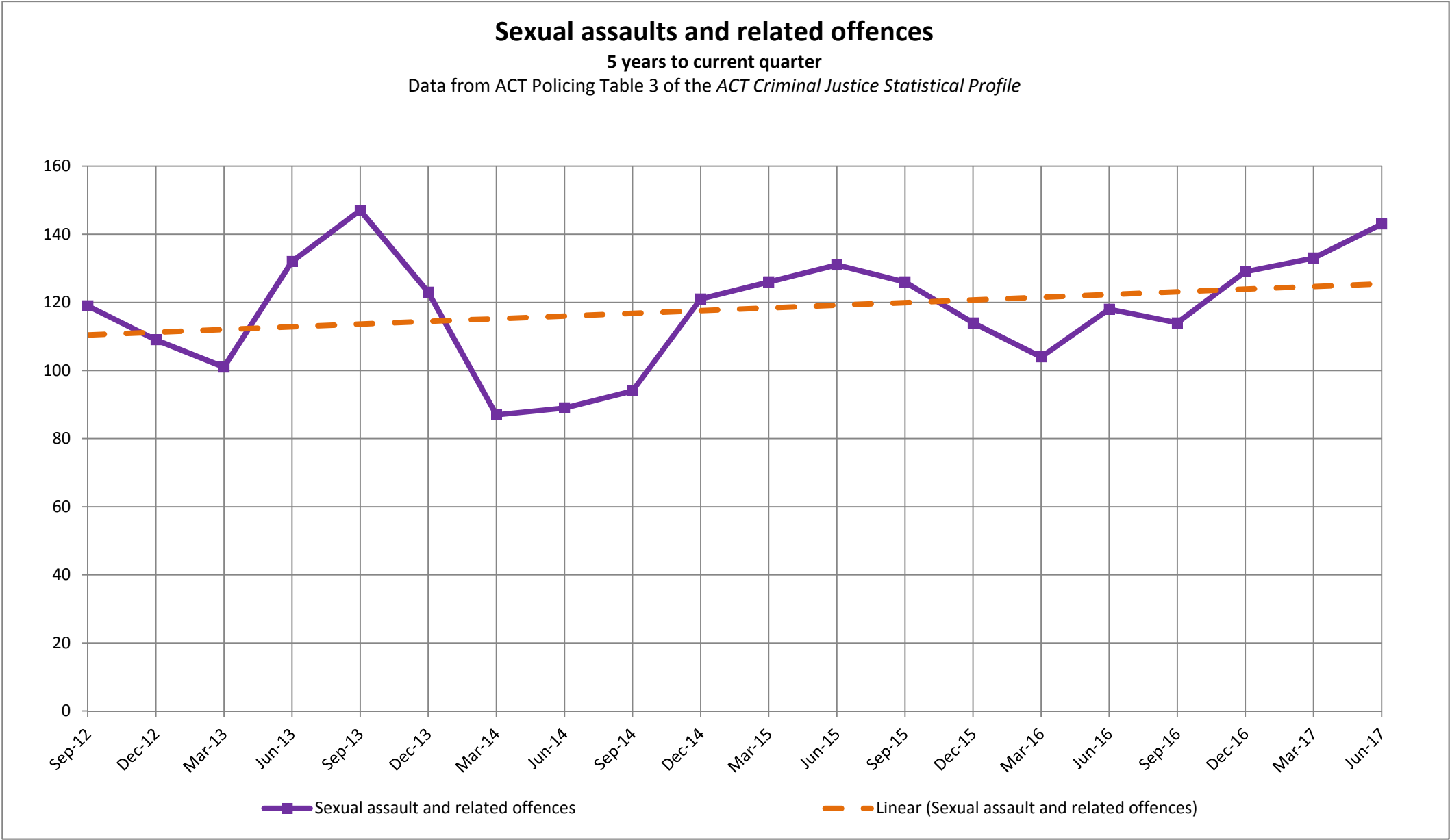


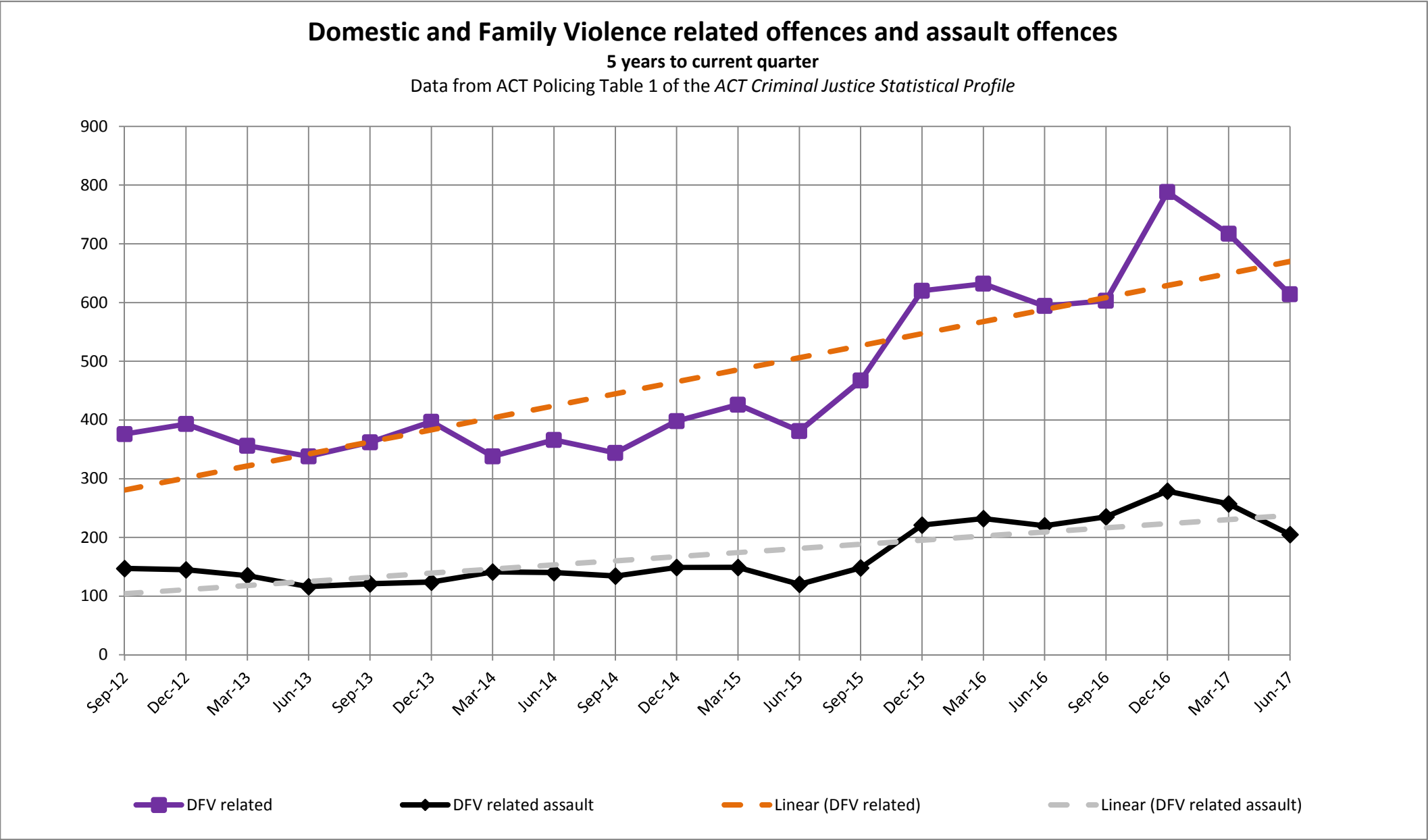
PERSON OFFENCES







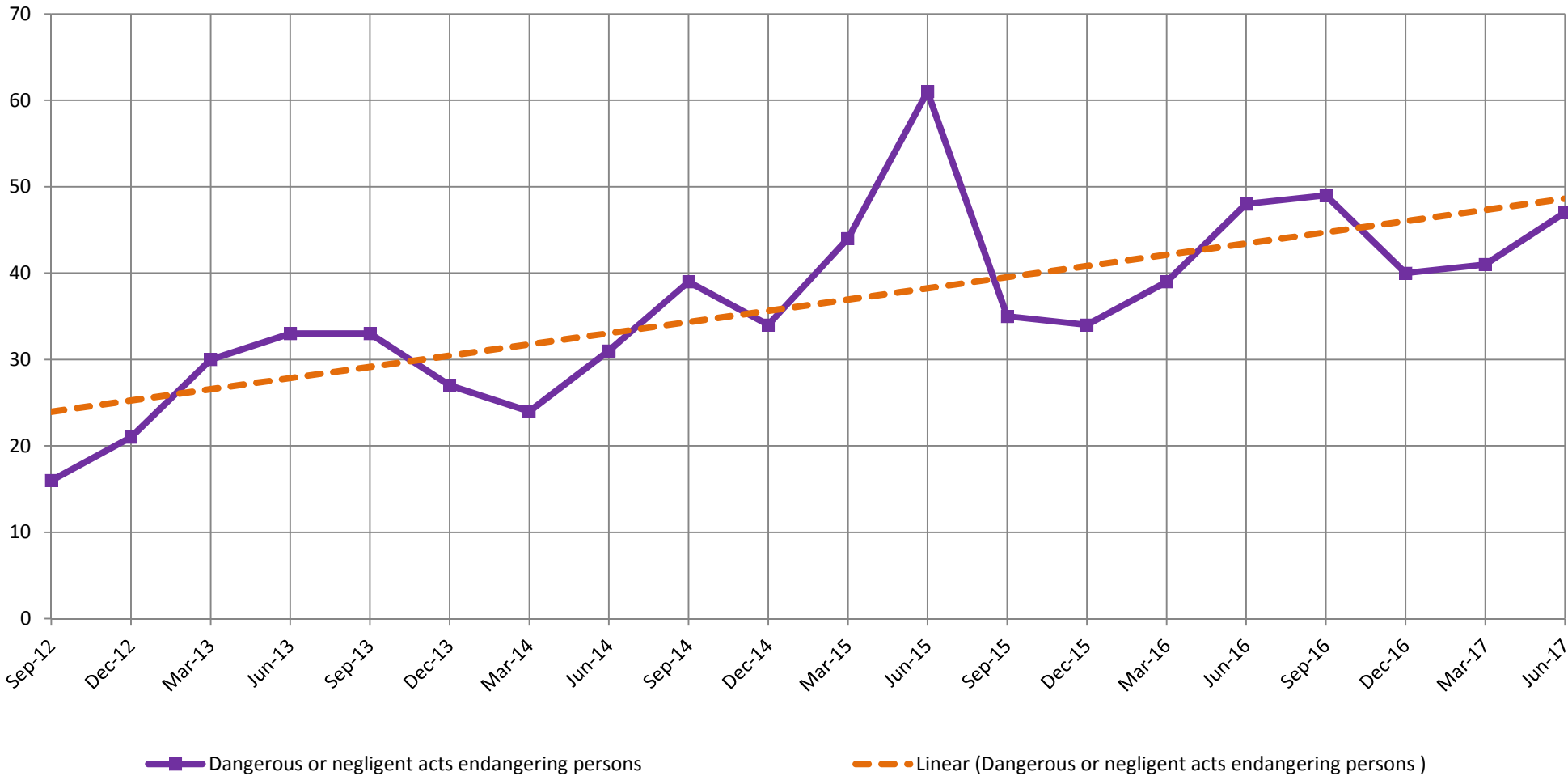




Dangerous or negligent acts endangering persons

5 years to current quarter

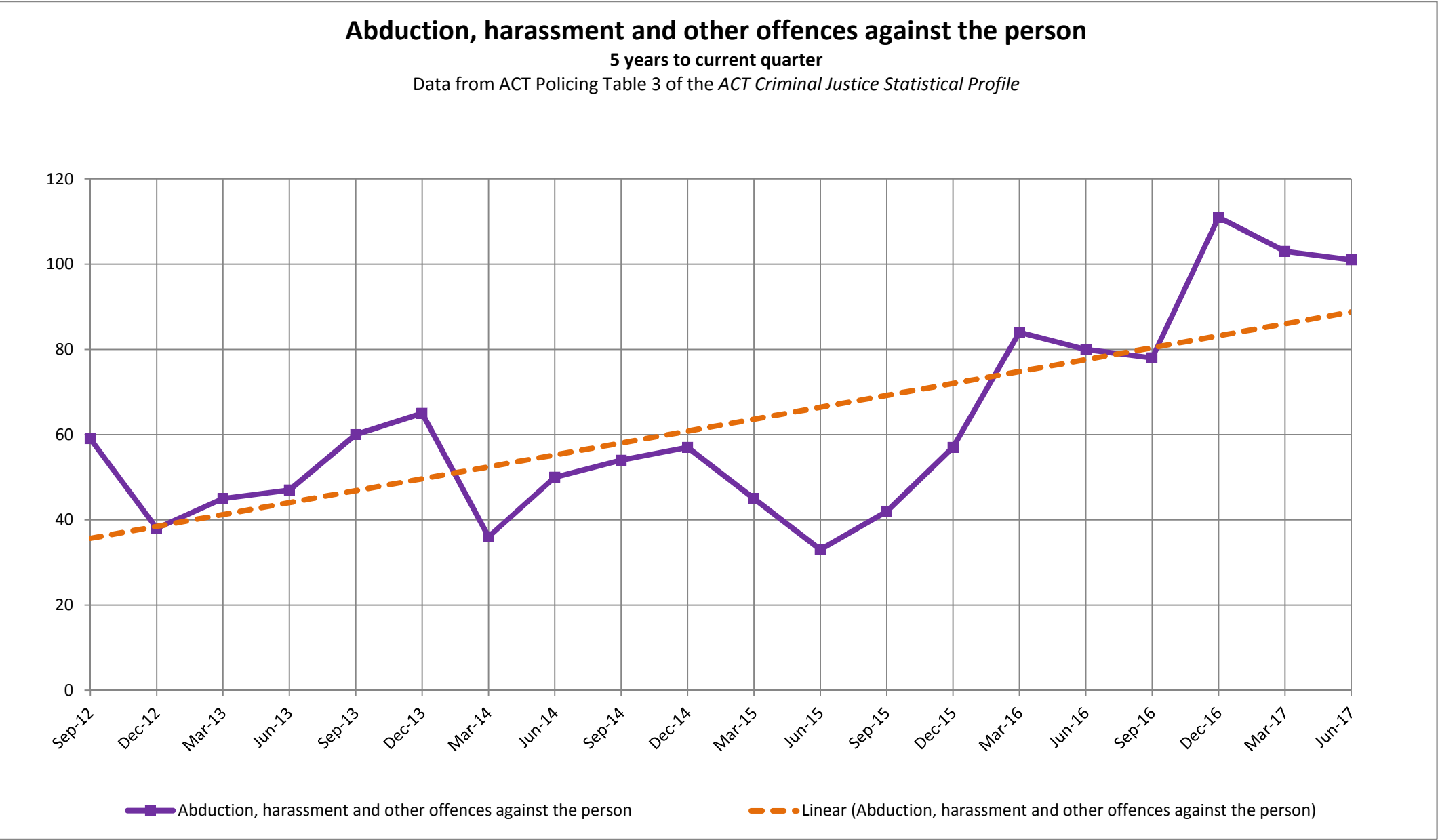
Data from ACT Policing Table 3 of the ACT Criminal Justice Statistical Profile



Abduction, harassment and other offences against the person

5 years to current quarter

Data from ACT Policing Table 3 of the ACT Criminal Justice Statistical Profile

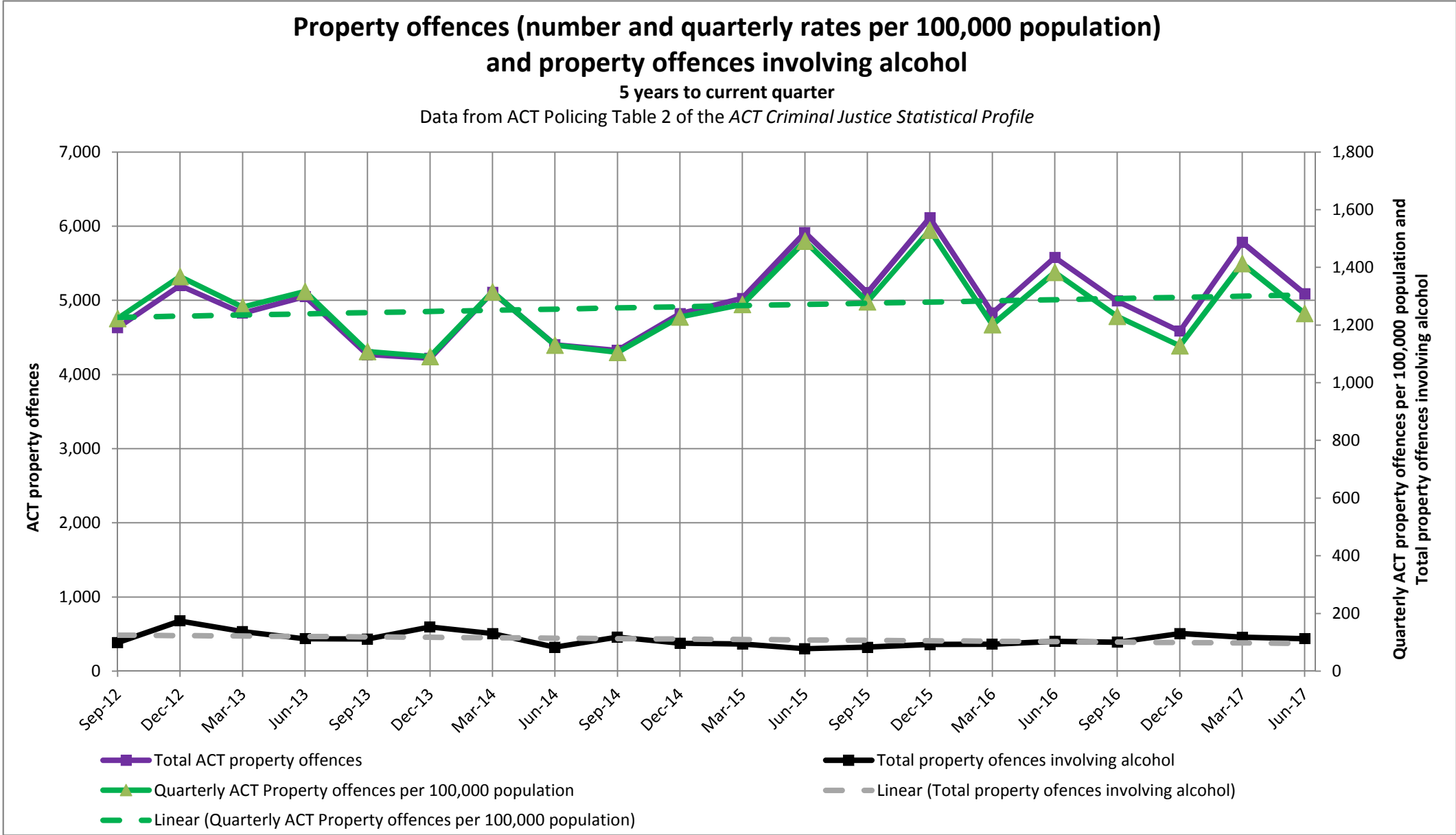


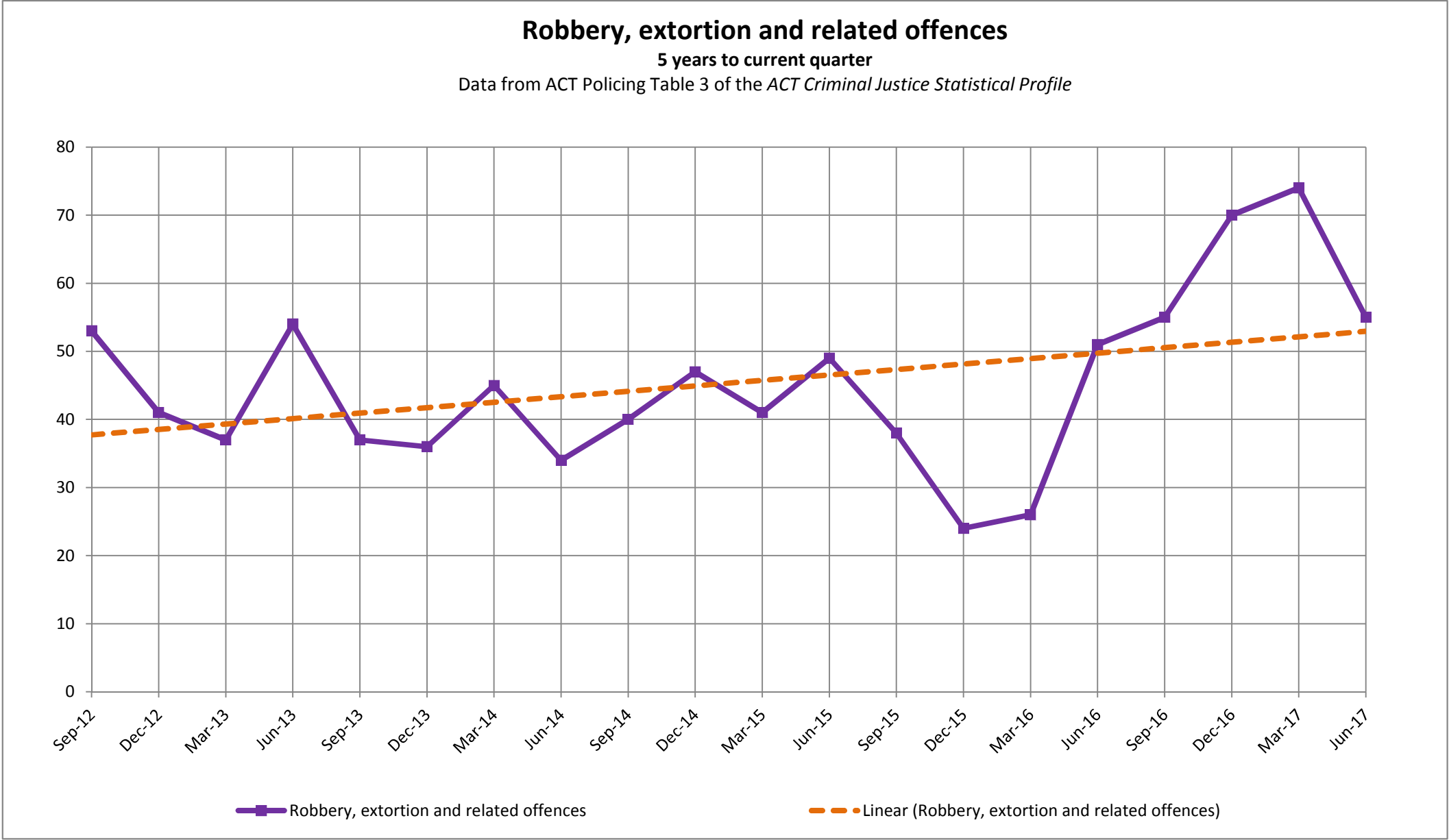
PROPERTY OFFENCES

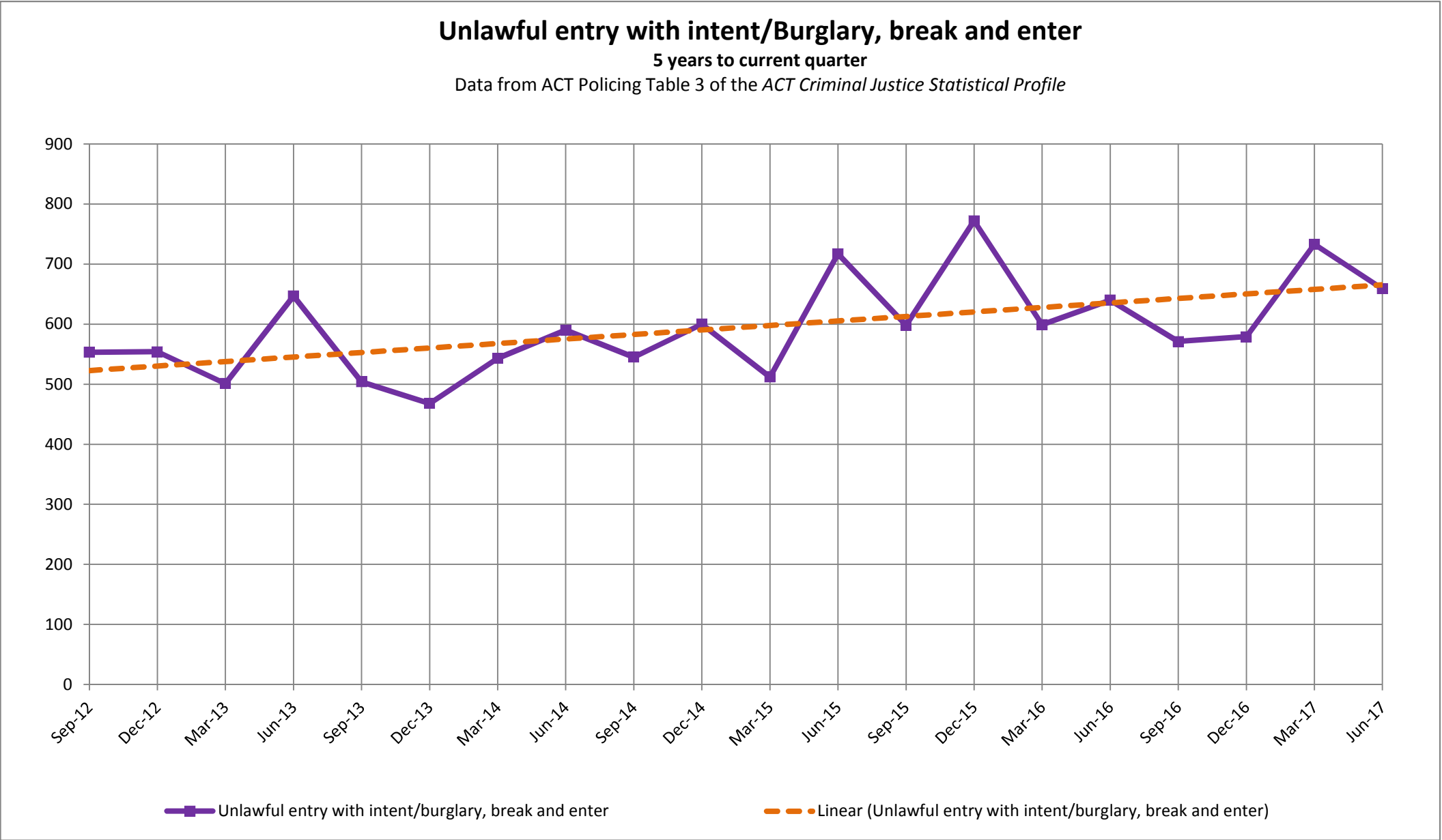
Property offences (number and quarterly rates per 100,000 population)
and property offences involving alcohol

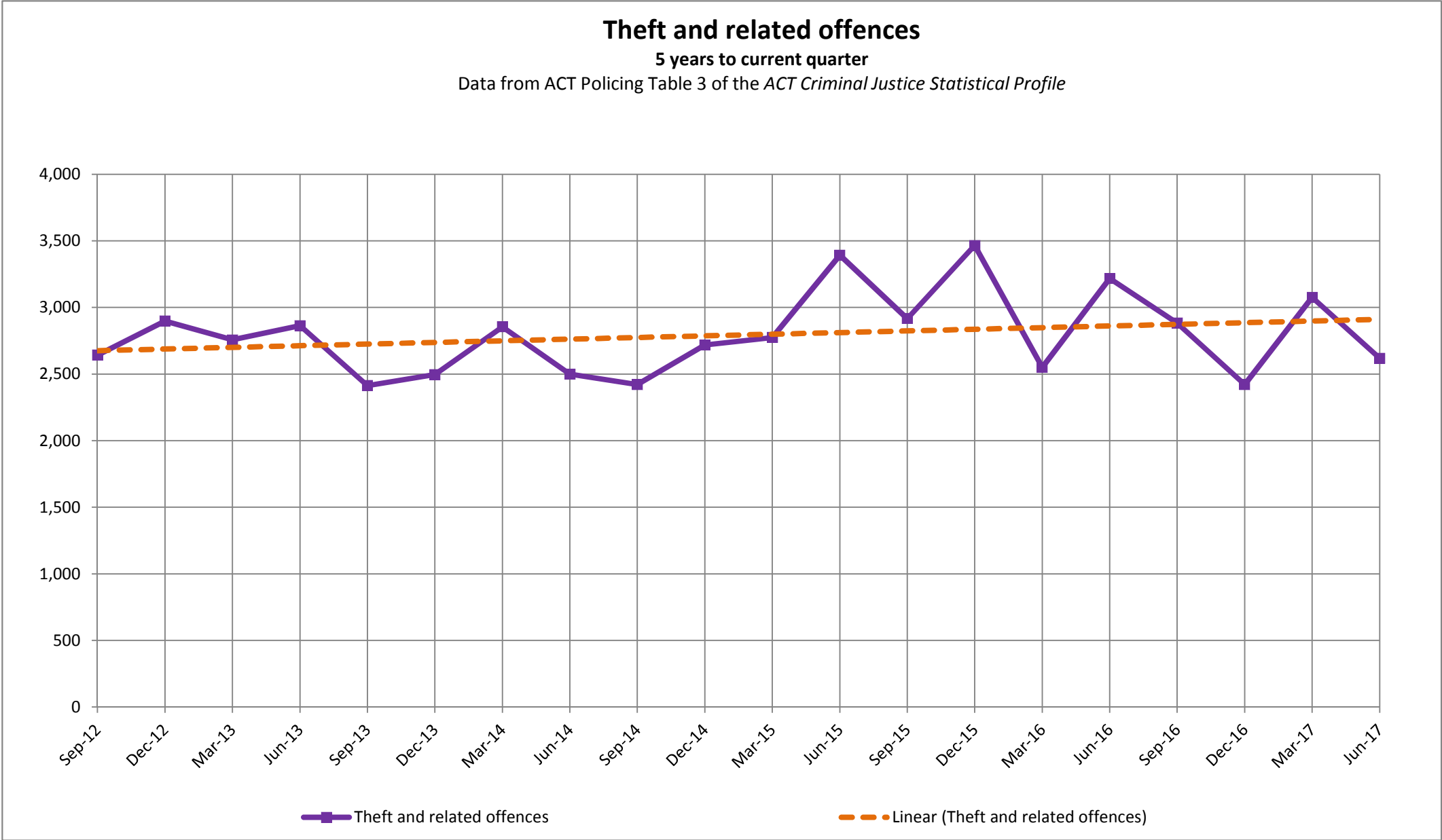
5 years to current quarter

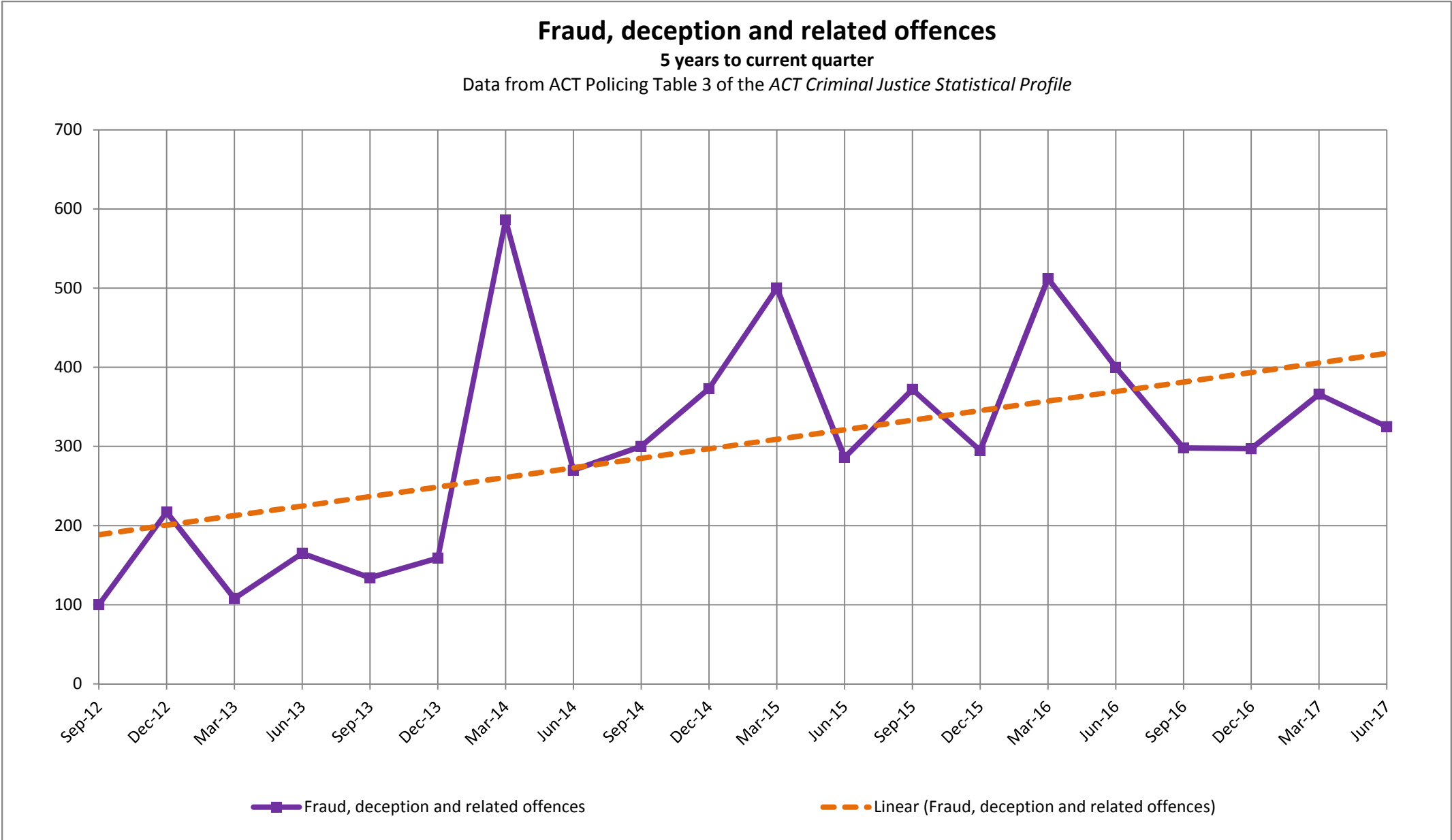
Data from ACT Policing Table 2 of the ACT Criminal Justice Statistical Profile

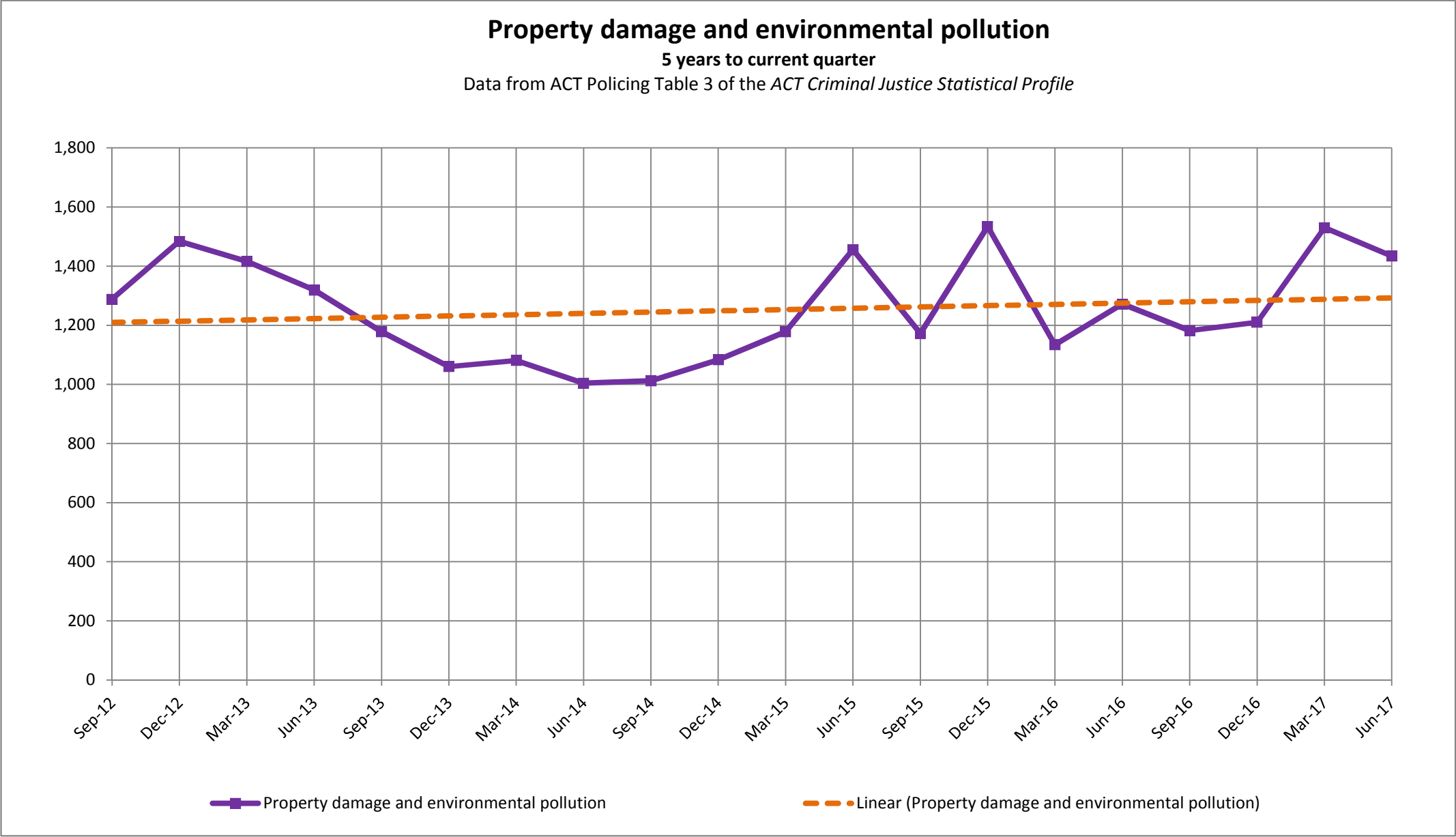


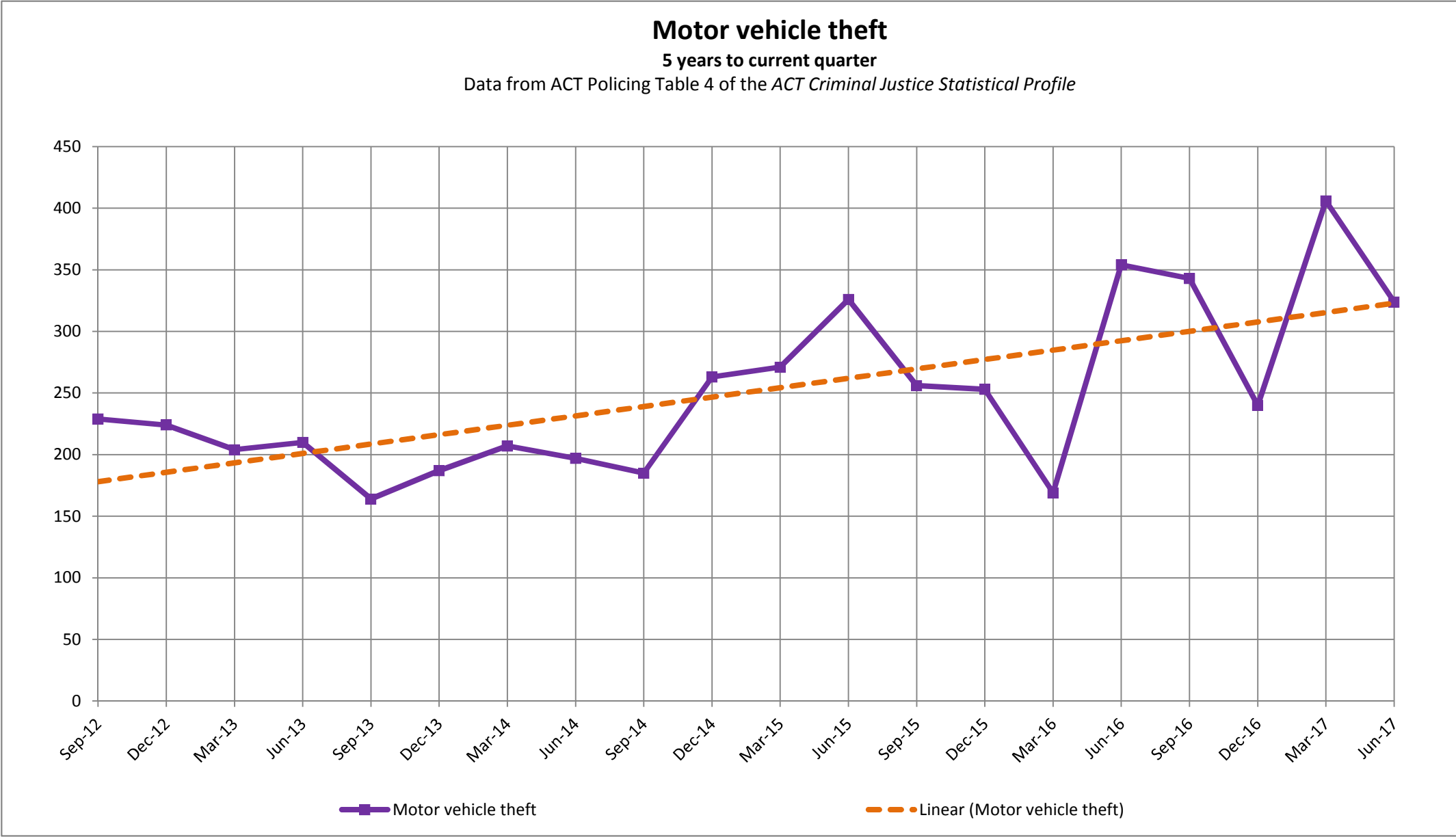


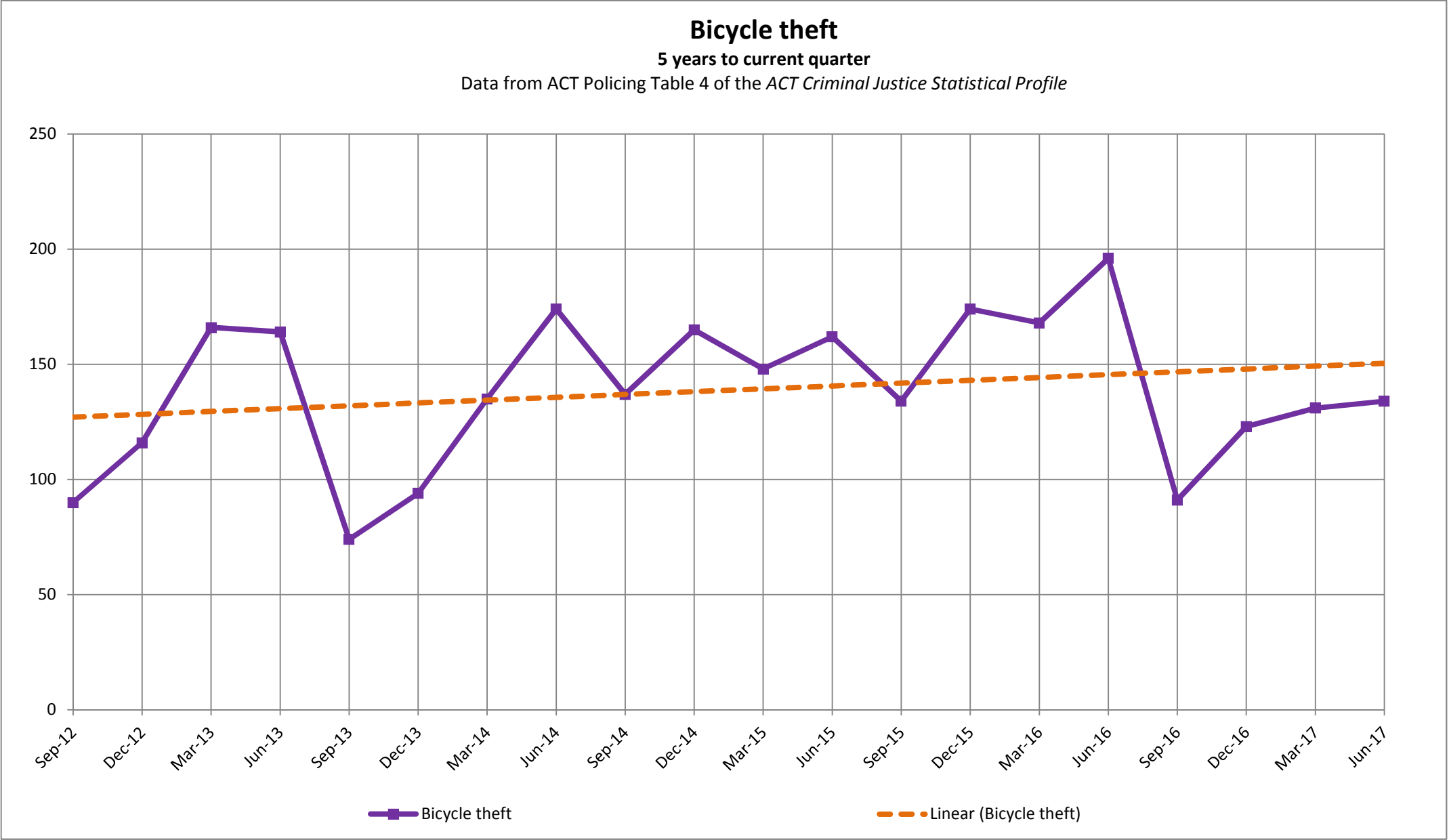




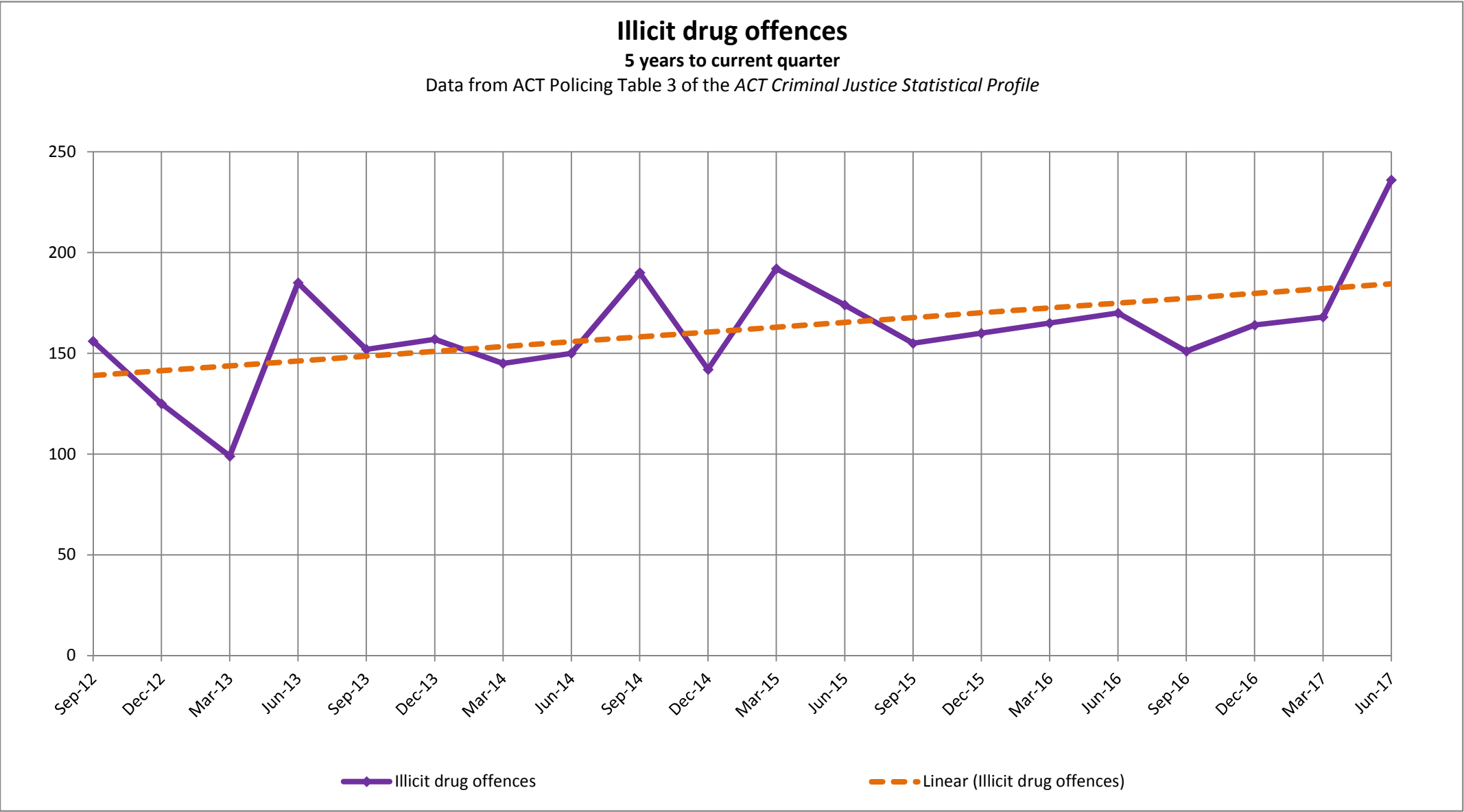








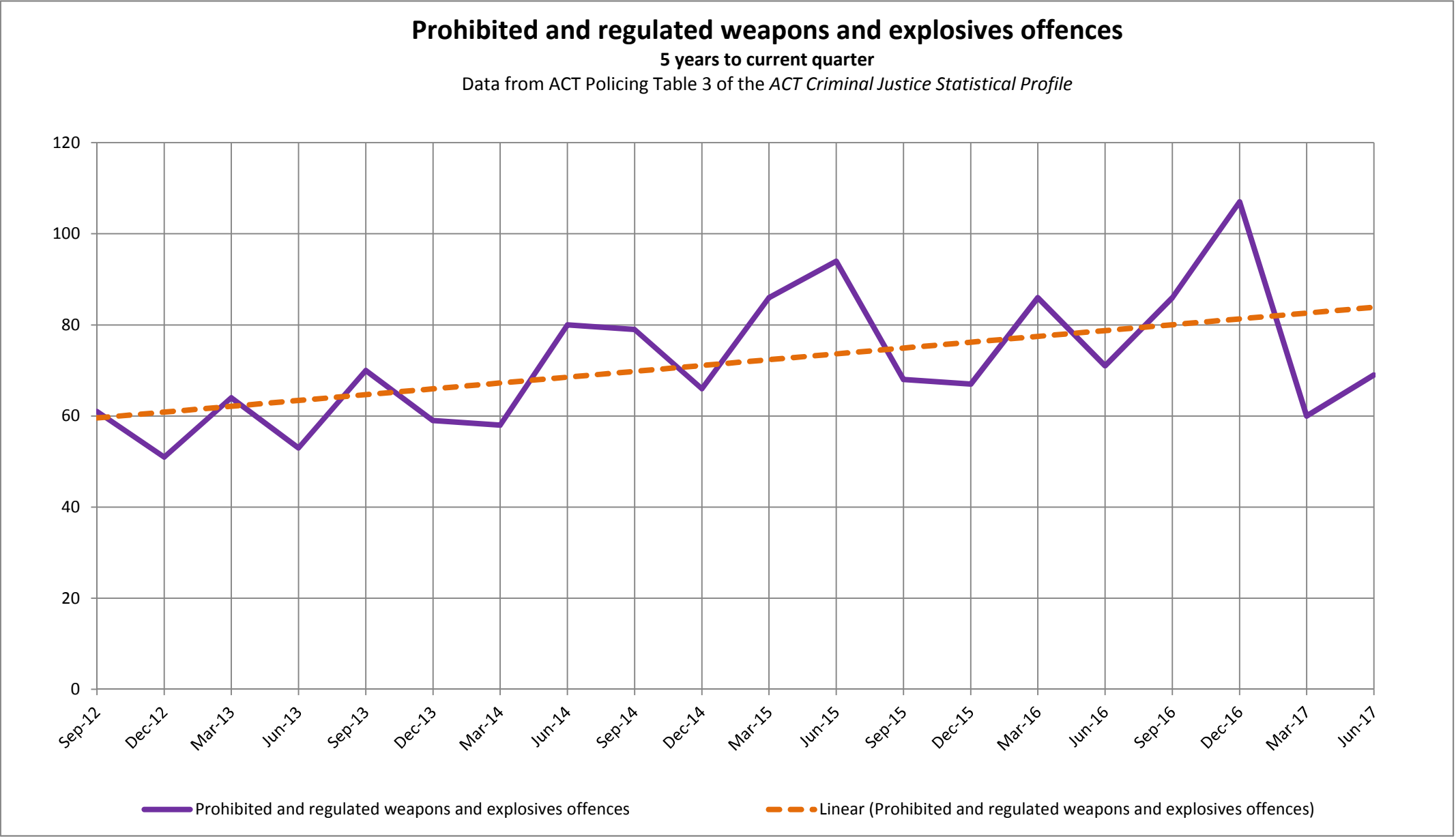
OTHER OFFENCES

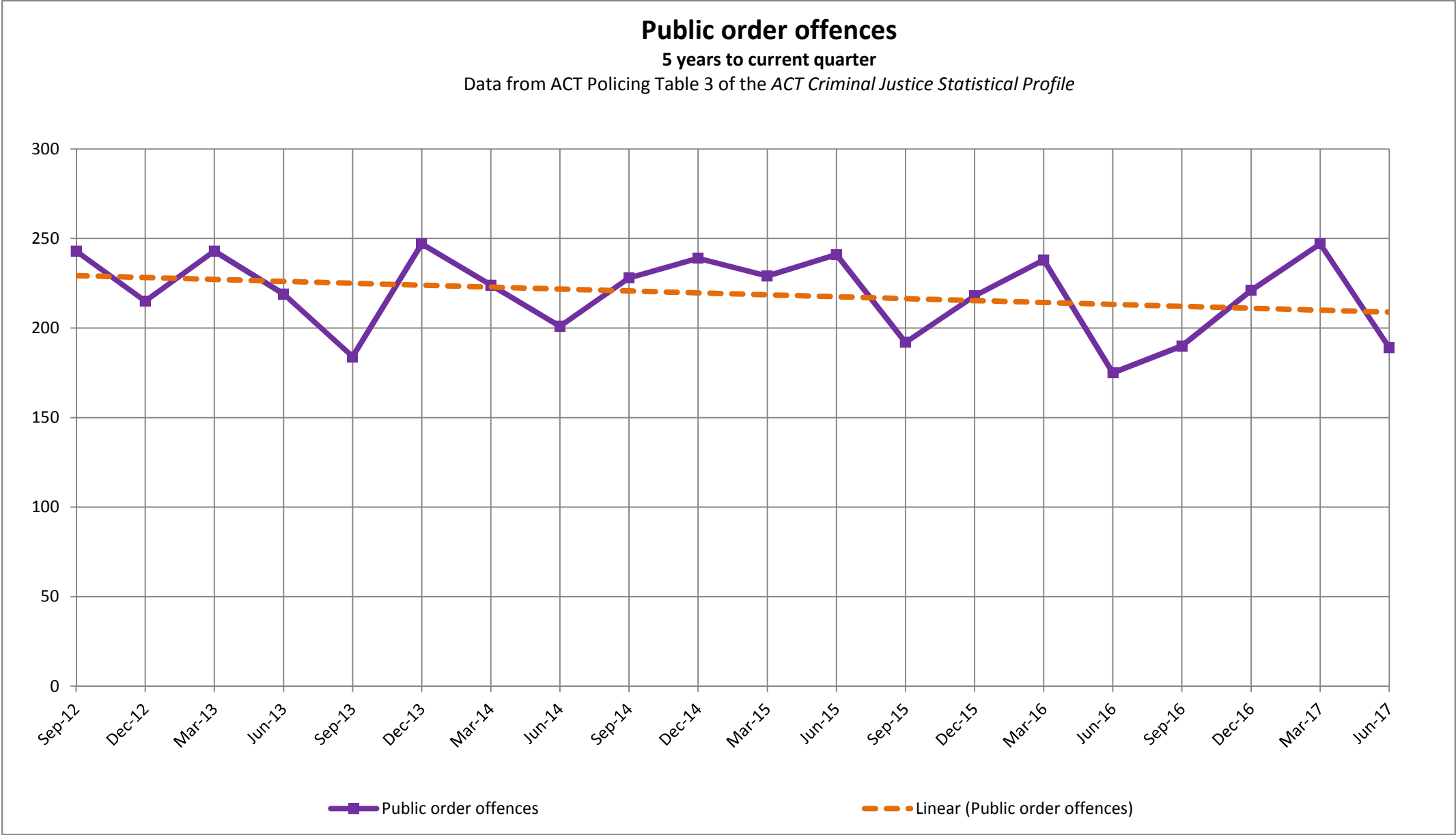


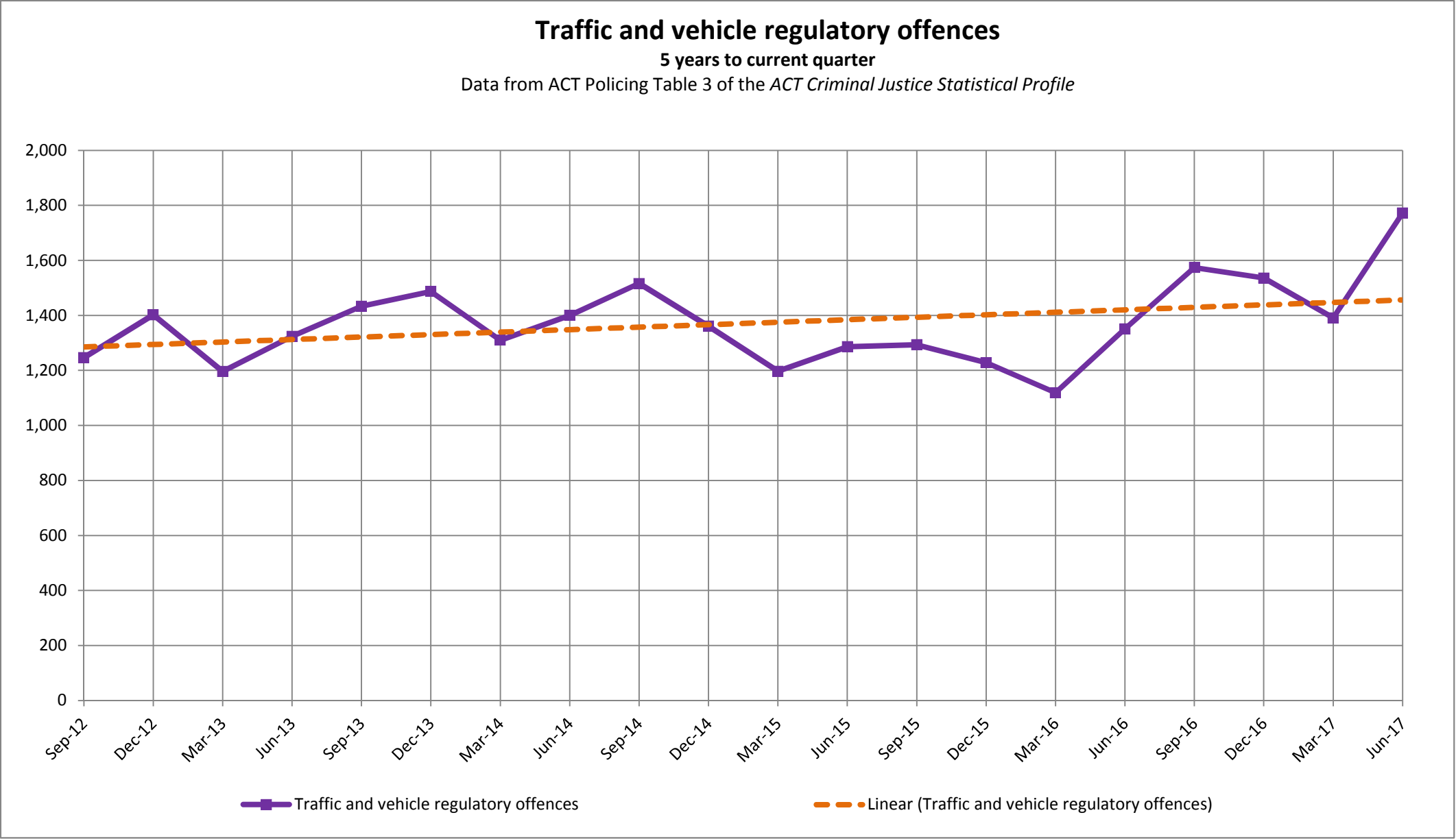
Prohibited and regulated weapons and explosives offences

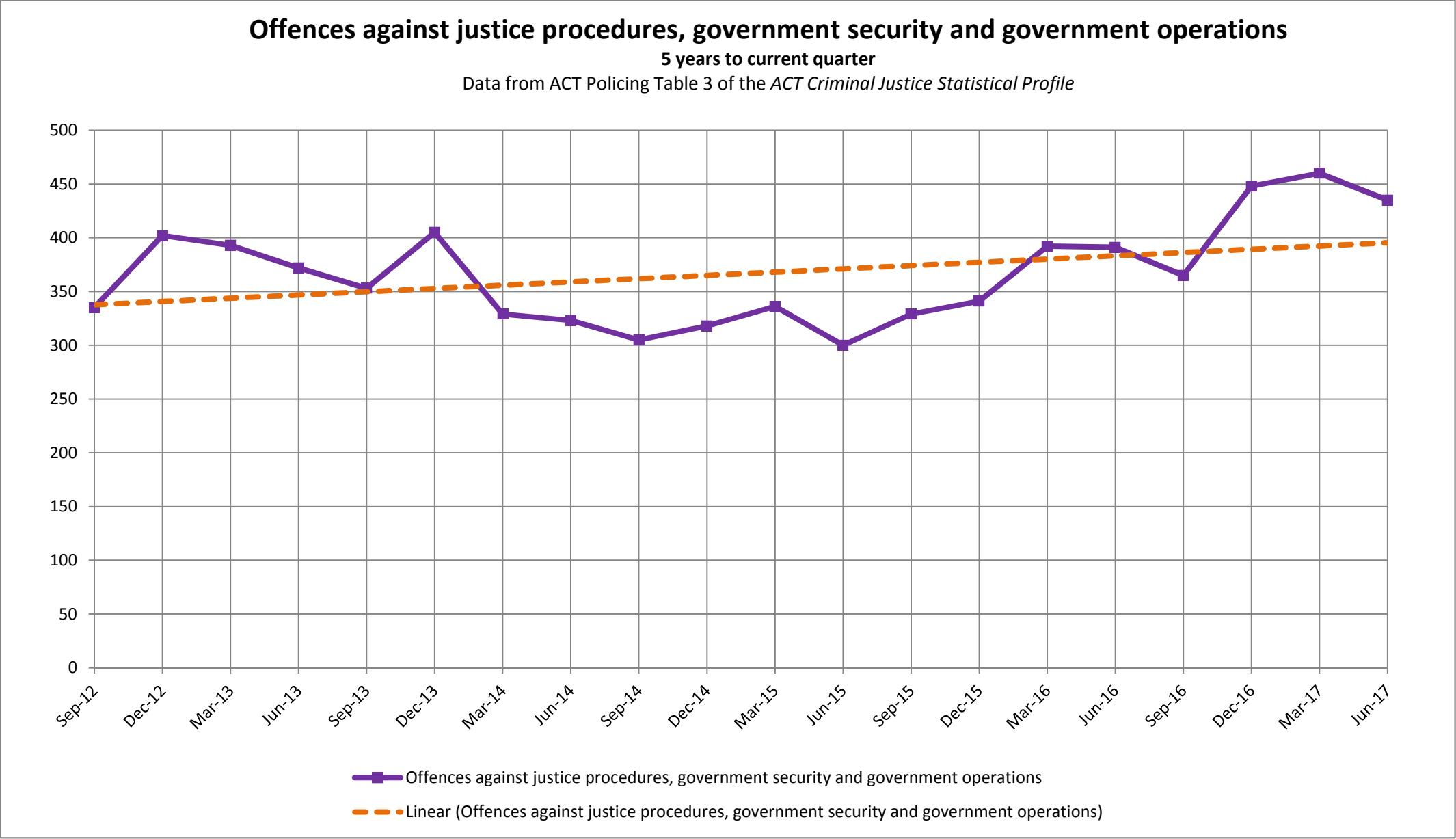
5 years to current quarter

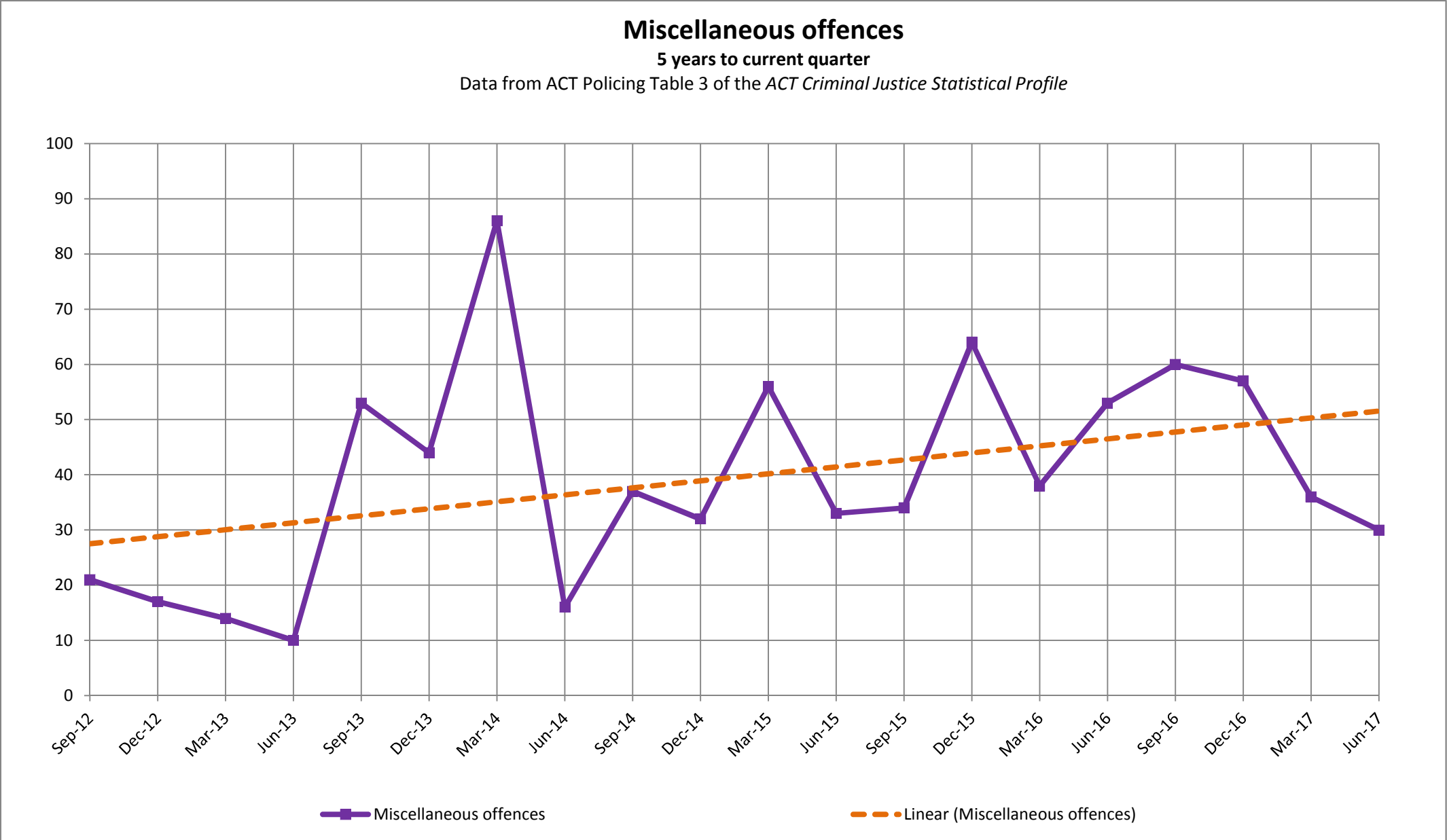
Data from ACT Policing Table 3 of the ACT Criminal Justice Statistical Profile







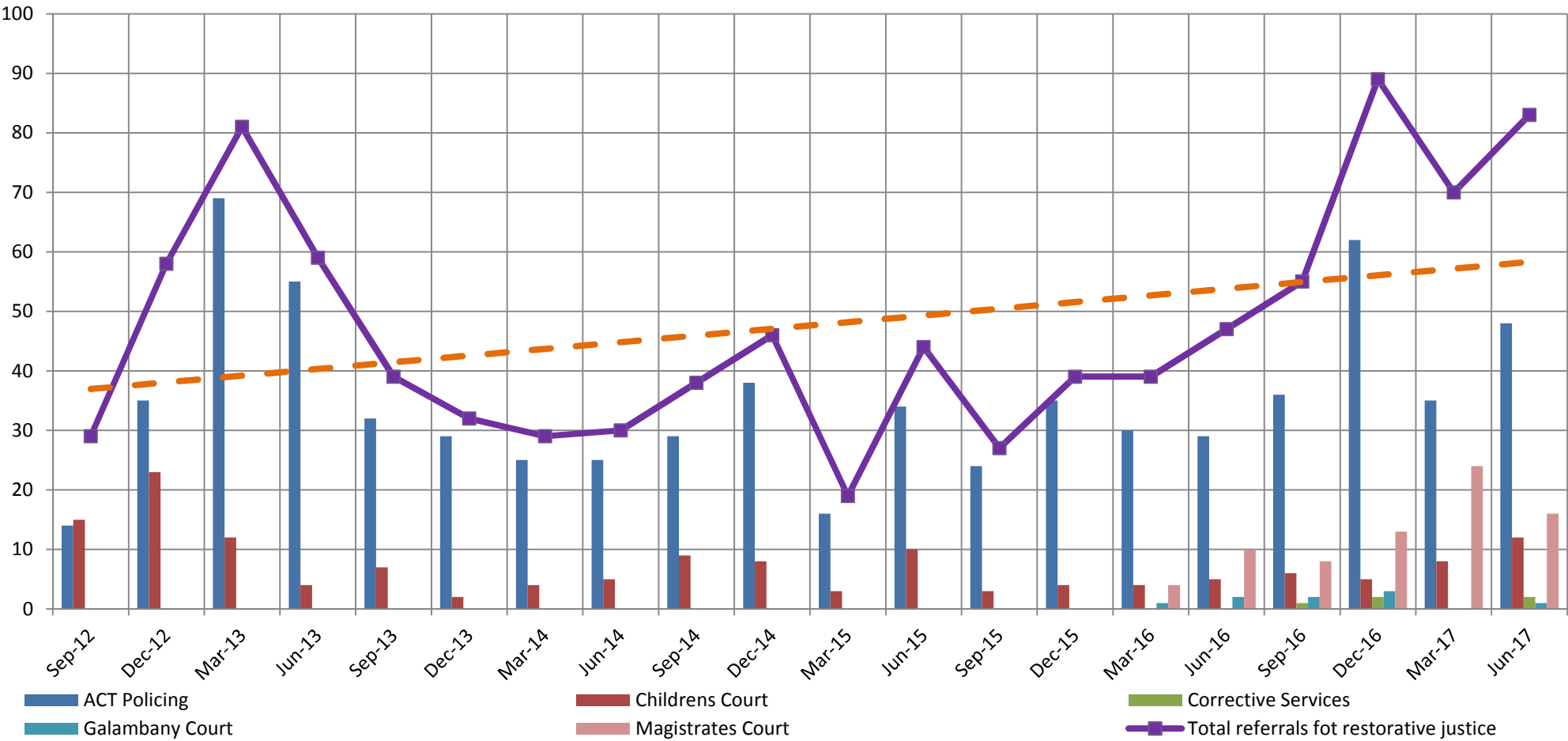




RESTORATIVE JUSTICE DATA

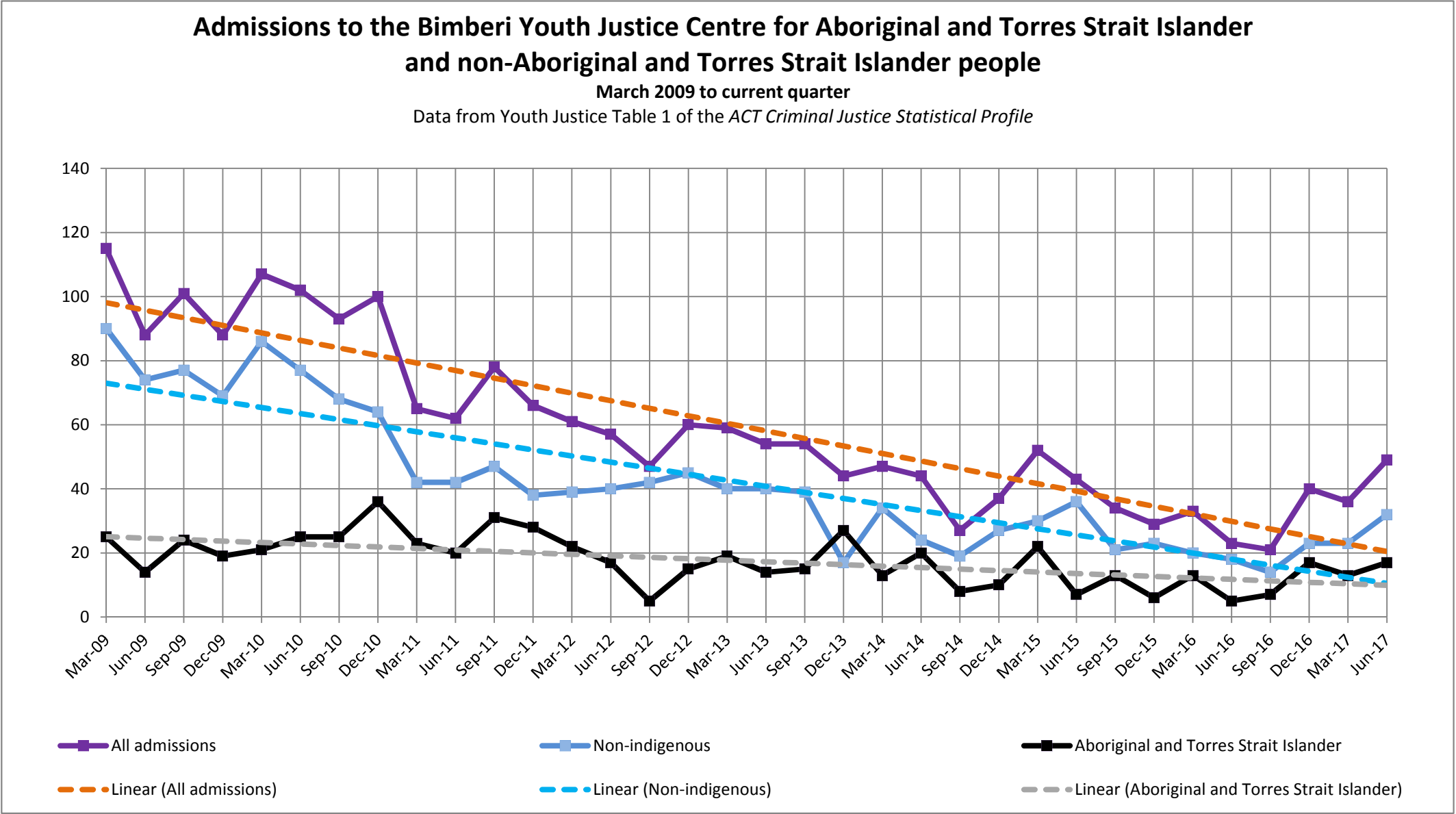
Offenders referred to the Restorative Justice Unit by selected referring agency
5 years to current quarter

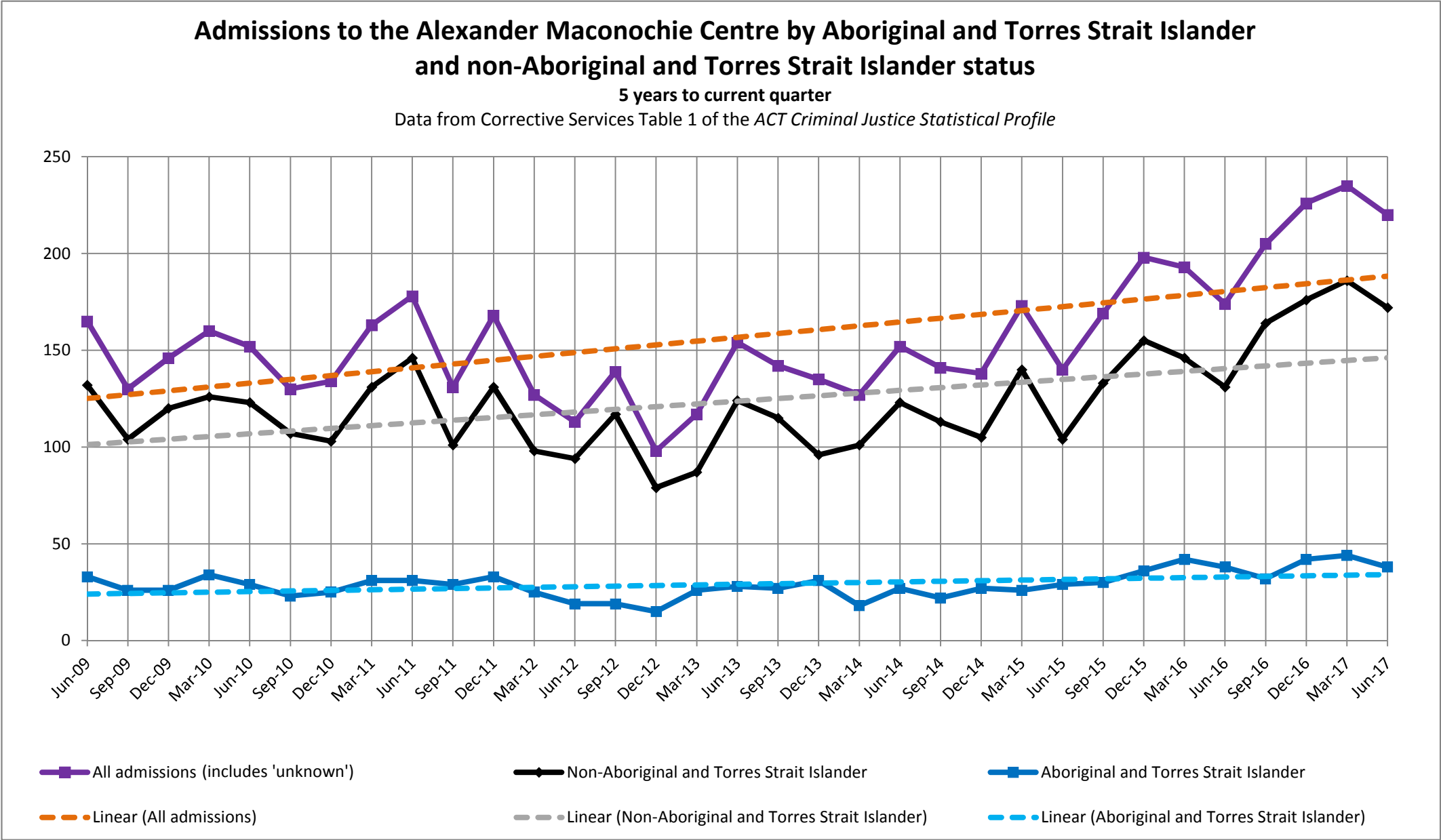
Data from Restorative Justice Table 2 of the ACT Criminal Justice Statistical Profile

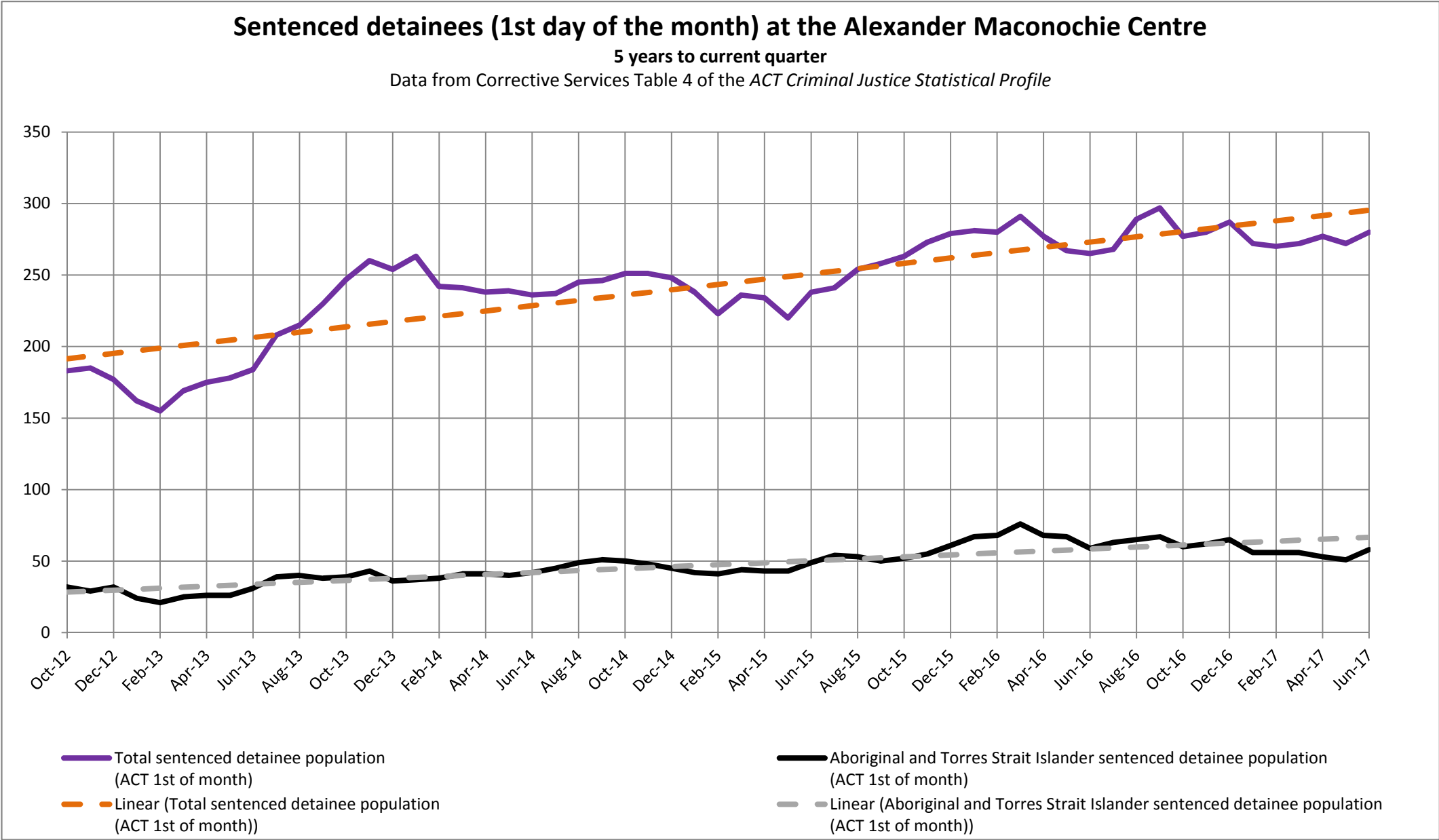


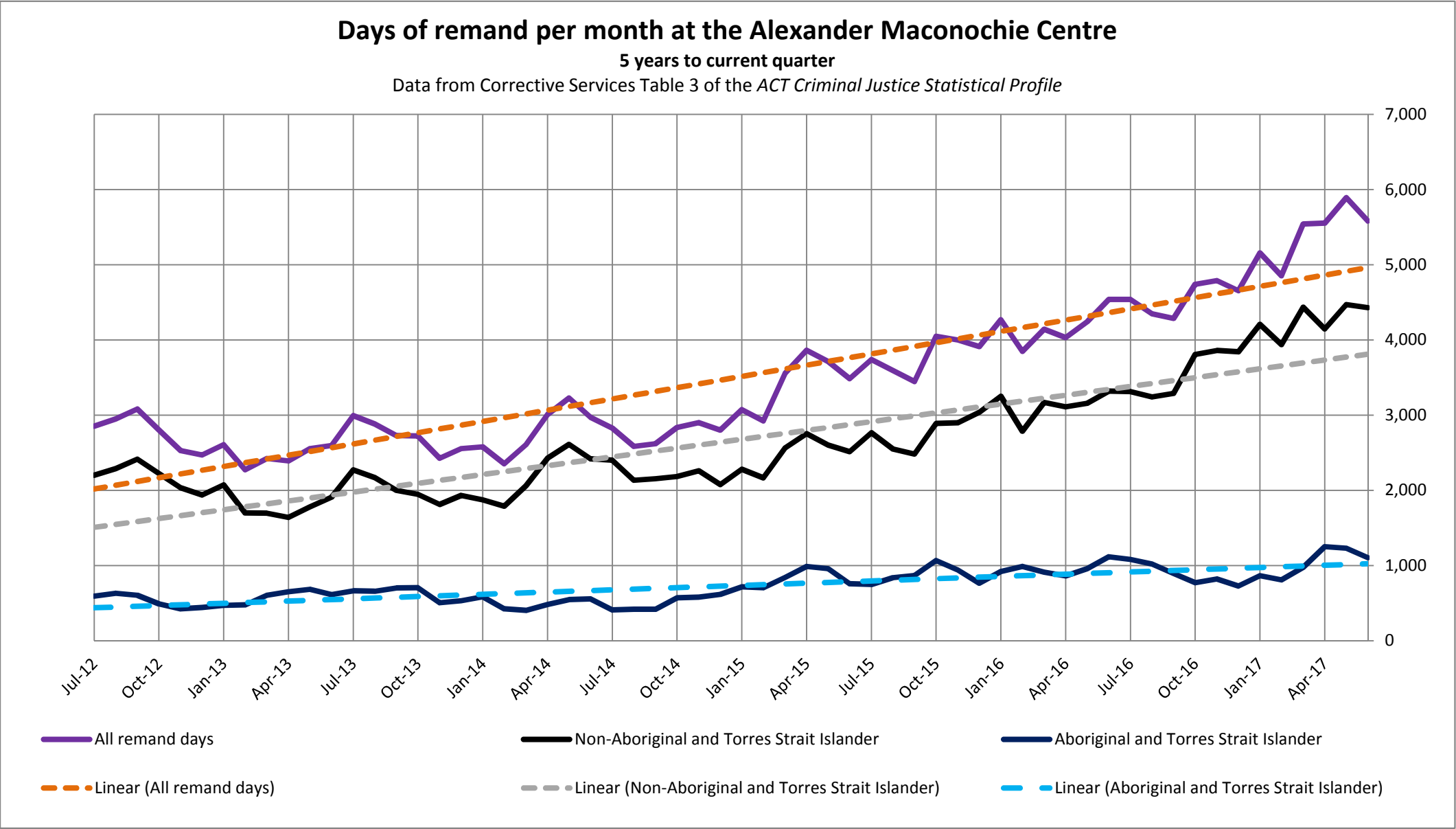
Notes: In two quarters, the data does not total correctly due to single referrals of young people by the Supreme Court or the Restorative Justice Unit. This data is shown in Restorative Justice Table 2. Adult referrals were only accepted to the Restorative Justice Unit from the start of 2016.

PRISON POPULATIONS

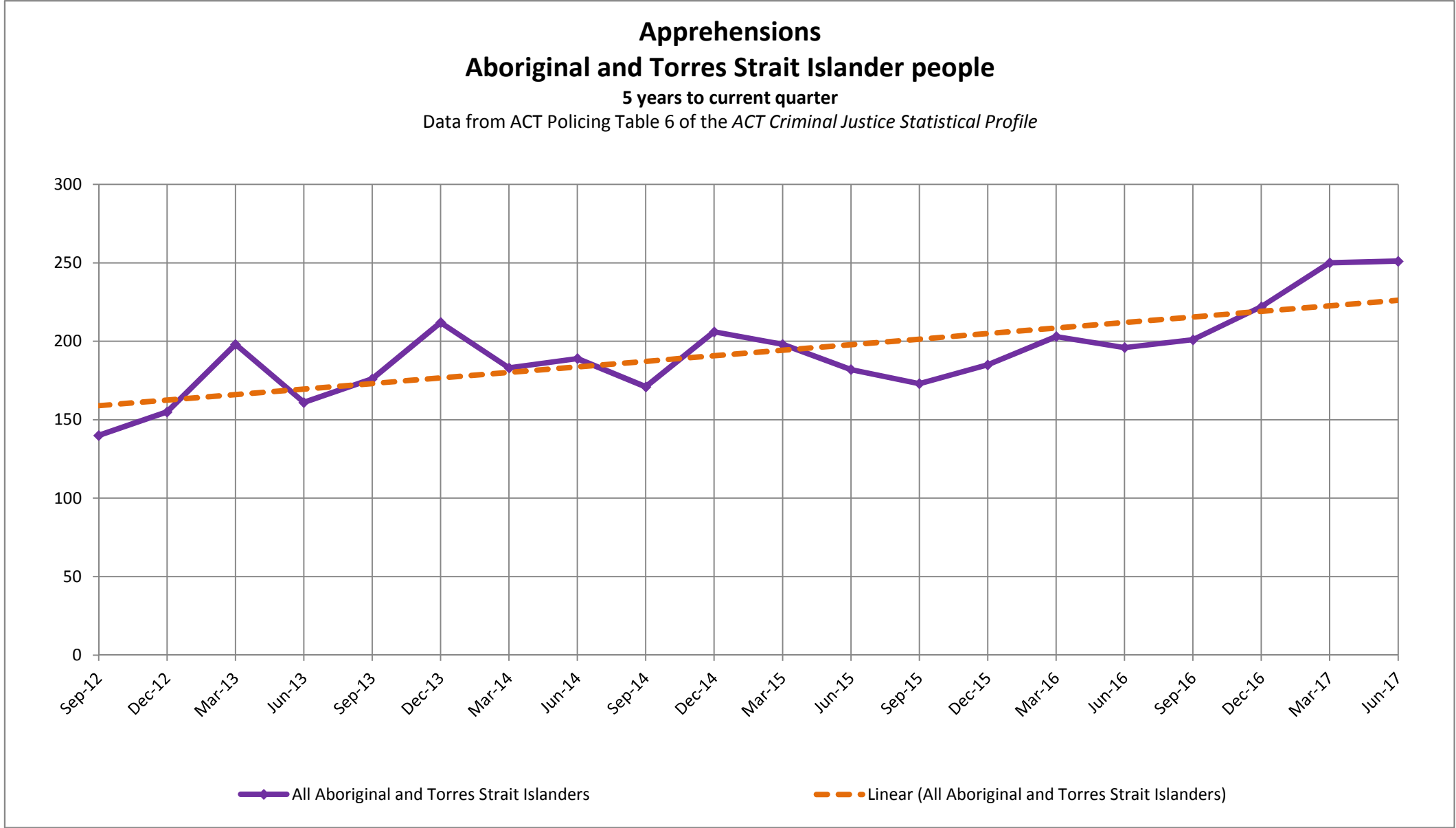






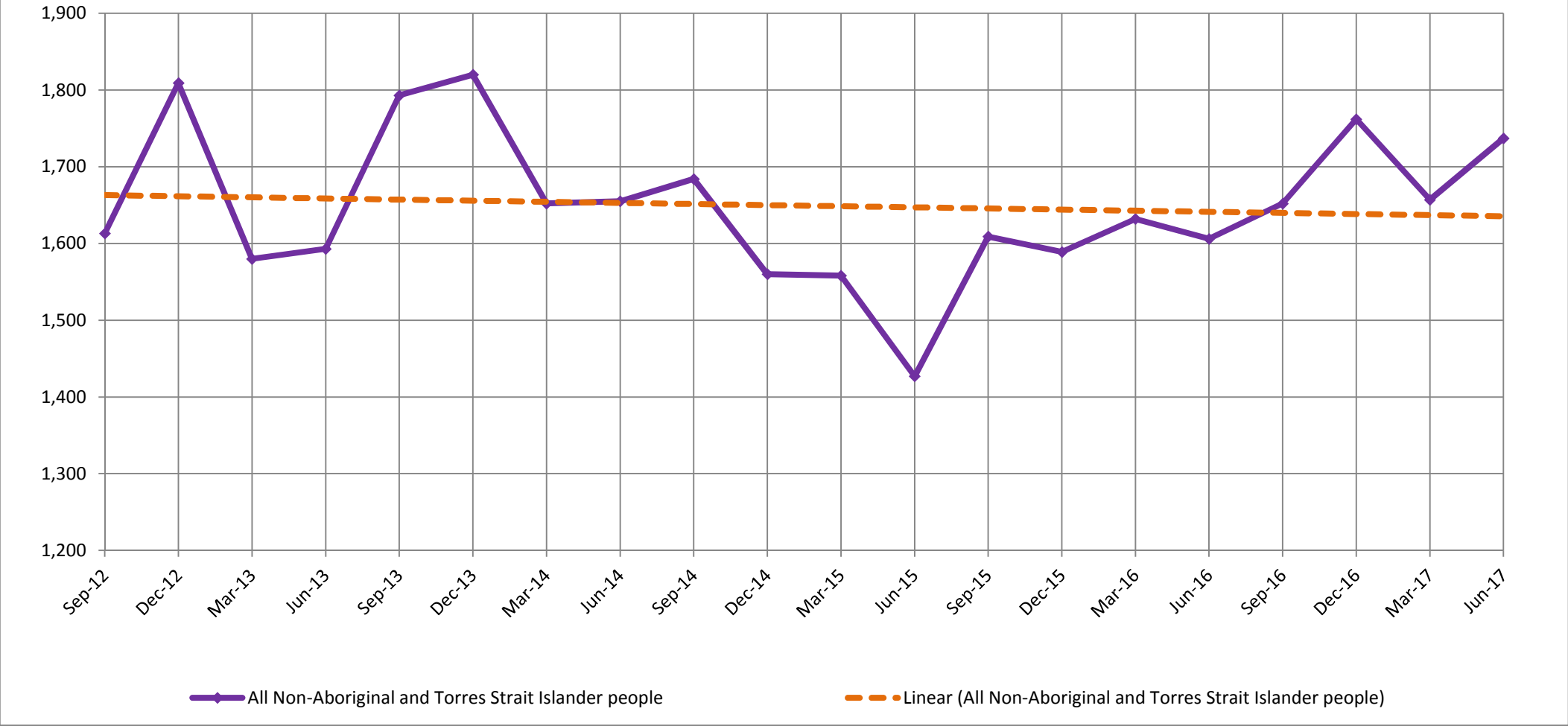


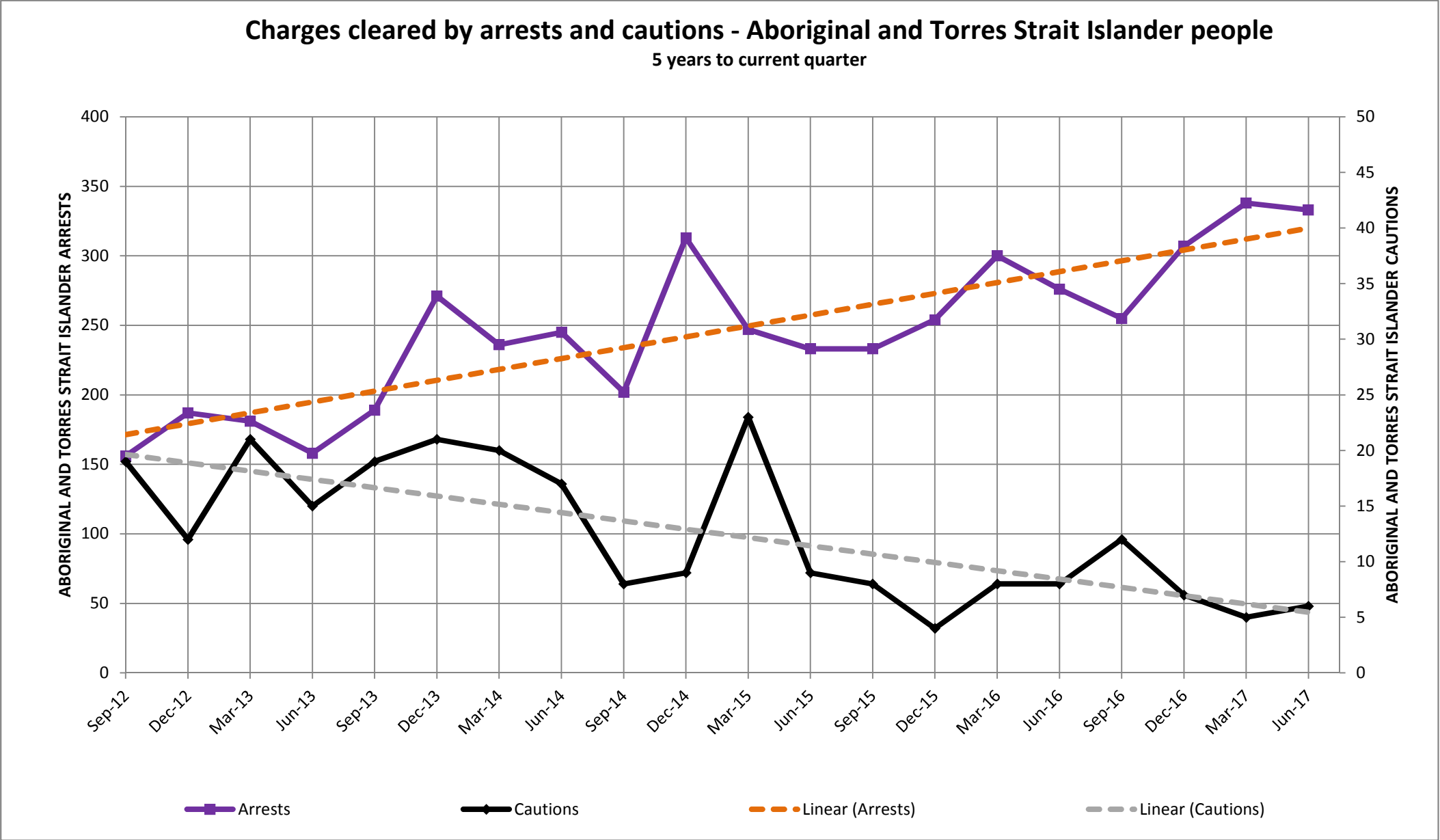
ABORIGINAL AND TORRES STRAIT ISLANDER DATA

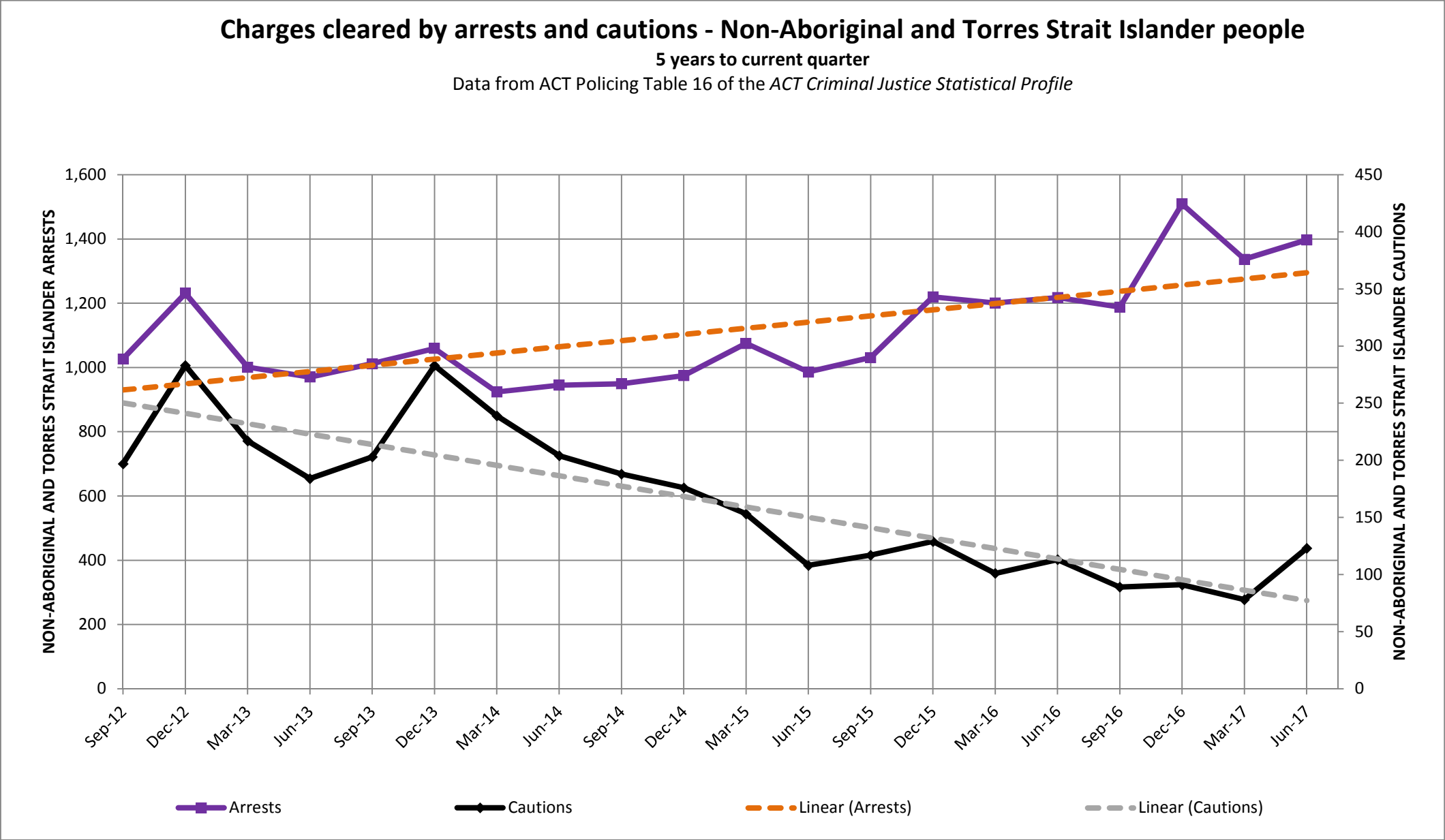


Apprehensions
Non-Aboriginal and Torres Strait Islander people

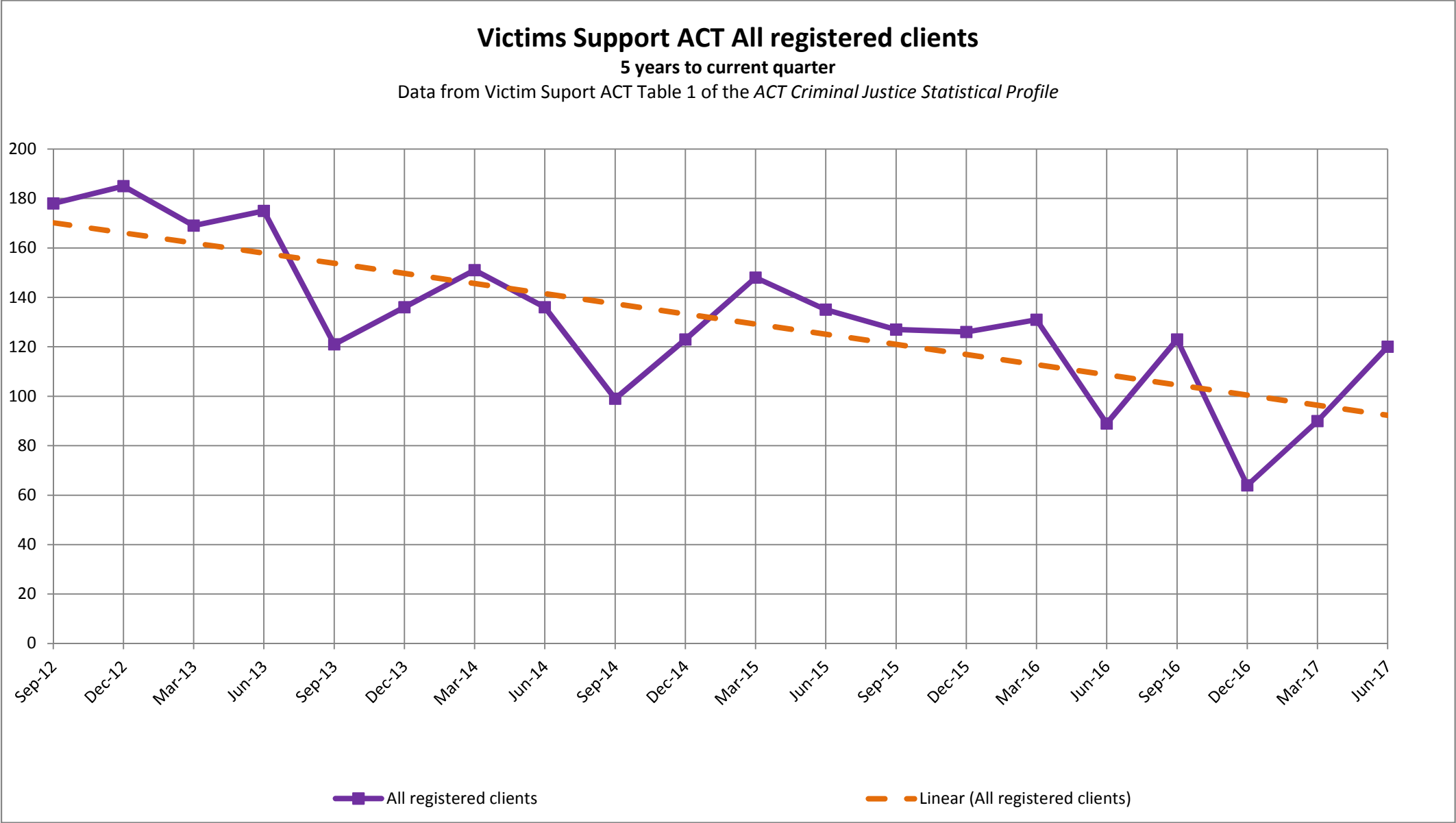
5 years to current quarter
Data from ACT Policing Table 5 of the ACT Criminal Justice Statistical Profile

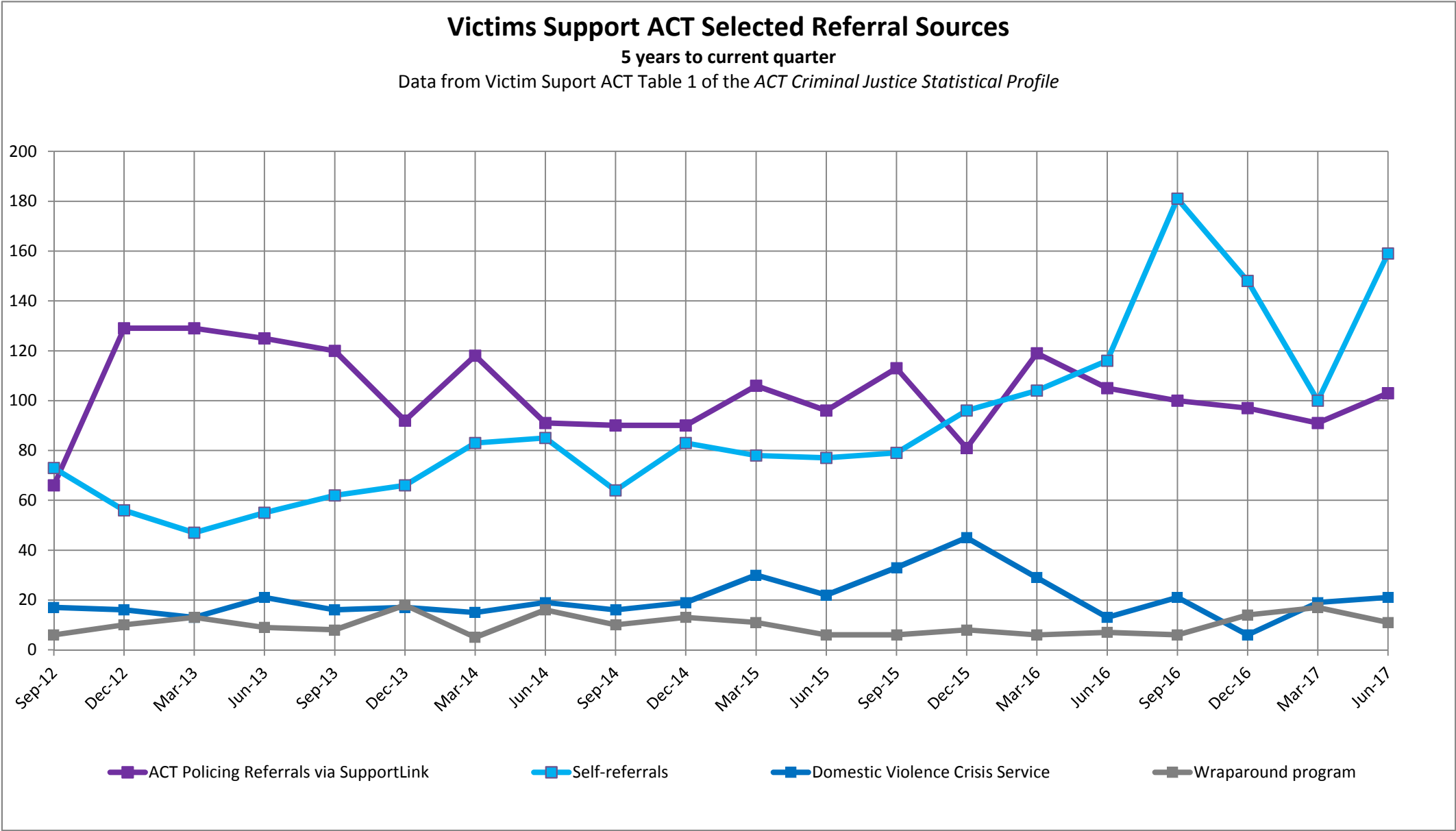




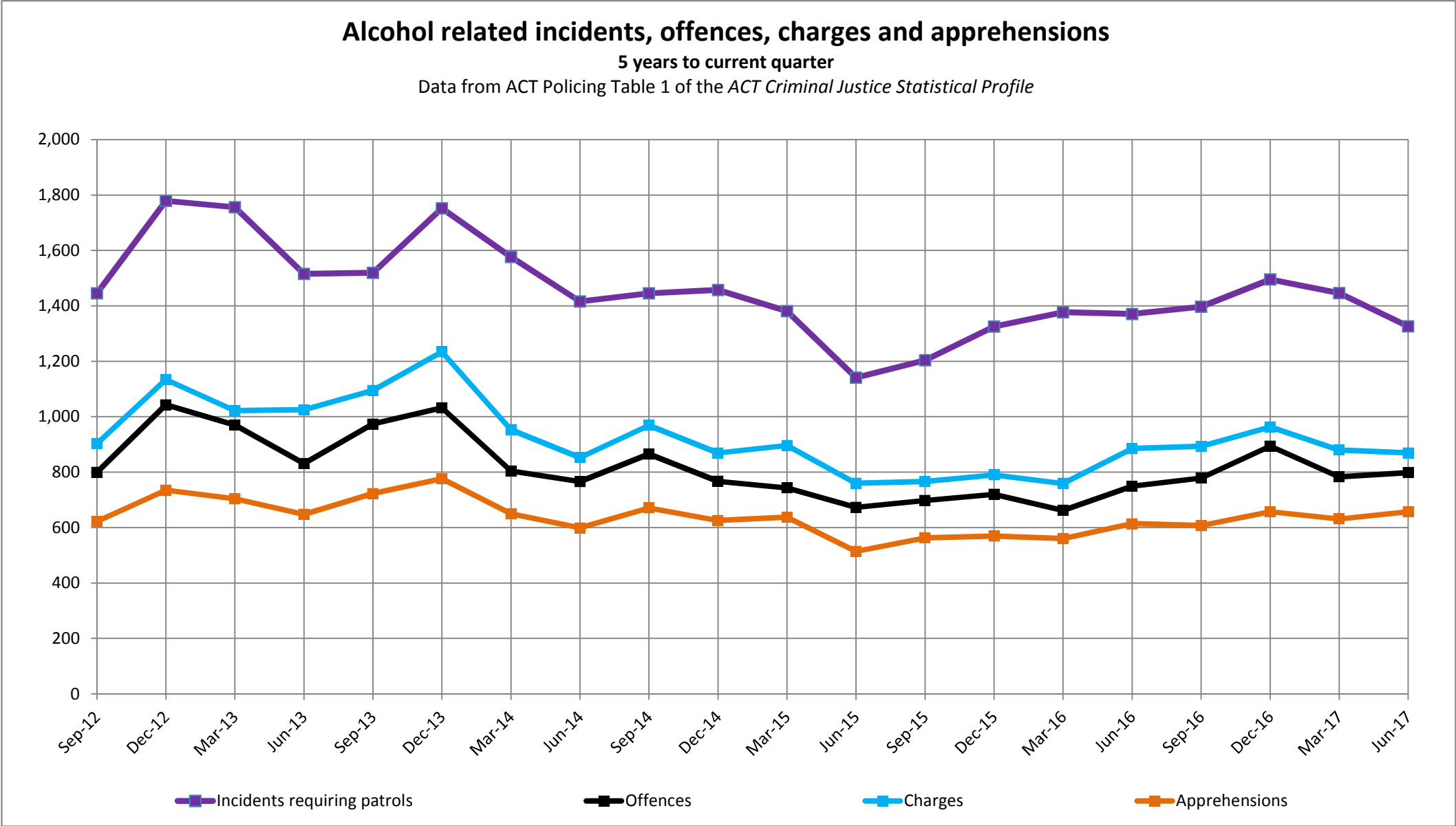


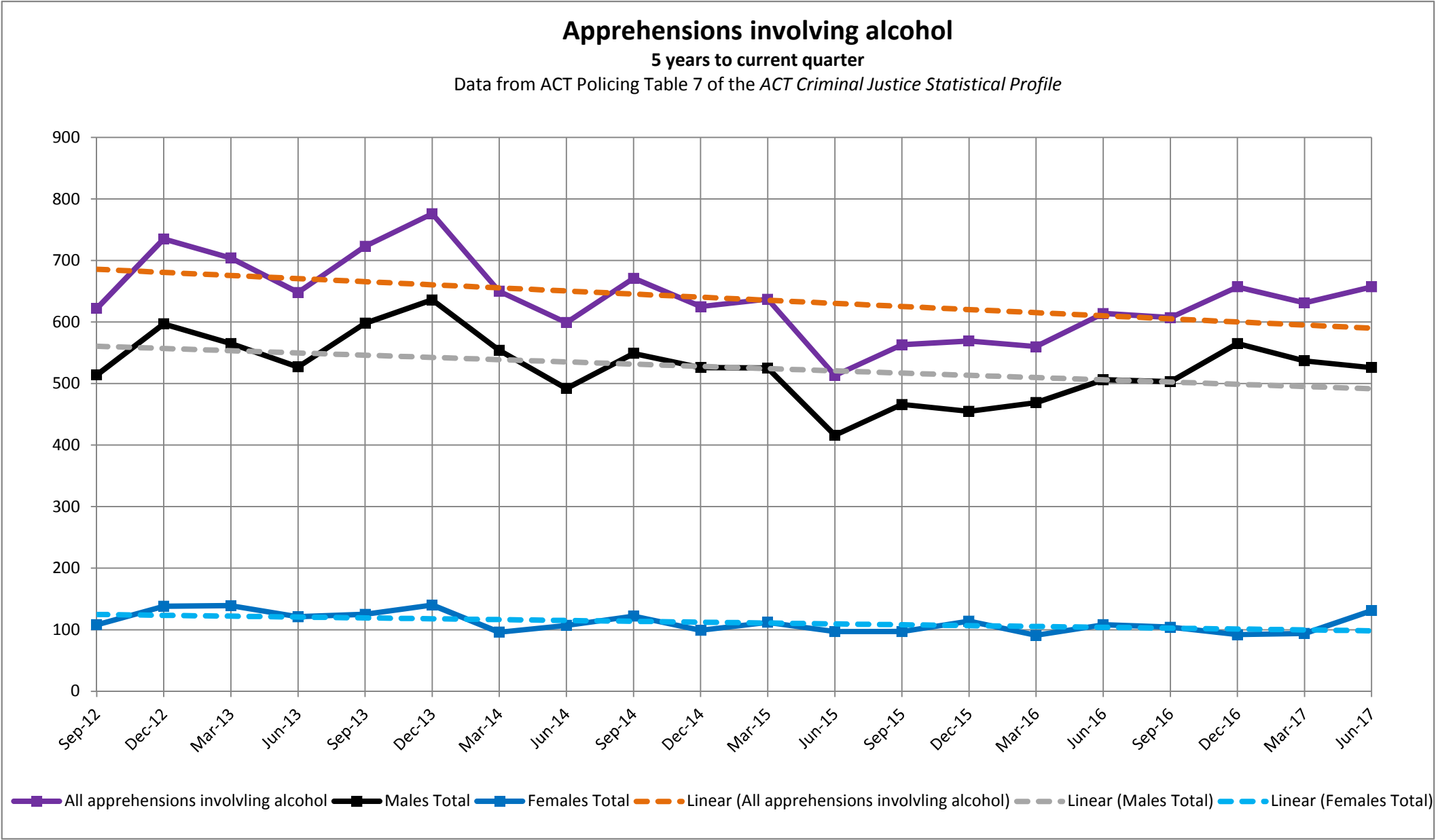
VICTIM SUPPORT ACT DATA





ALCOHOL AND OTHER DRUG DATA

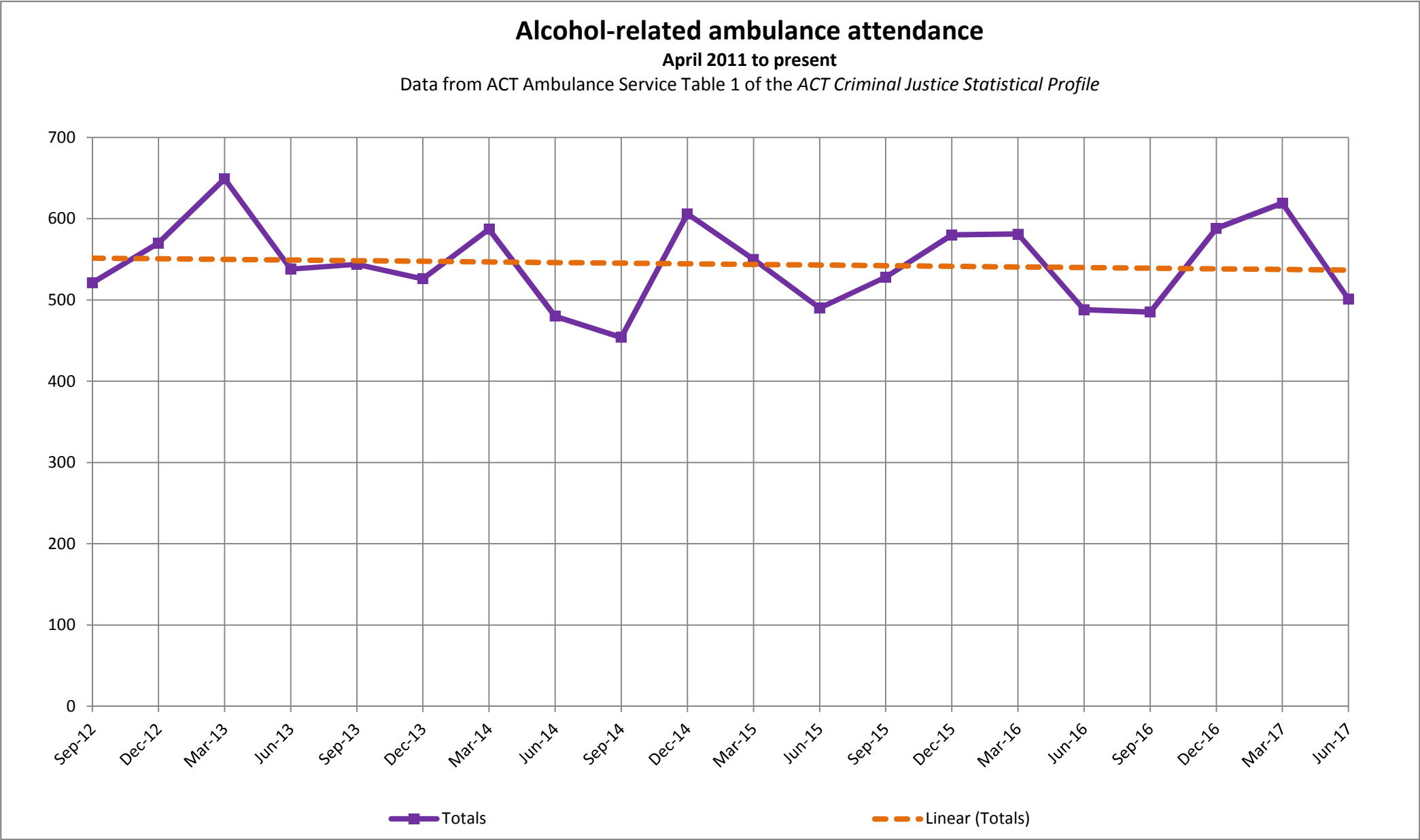




Alcohol-related ambulance attendance

April 2011 to present

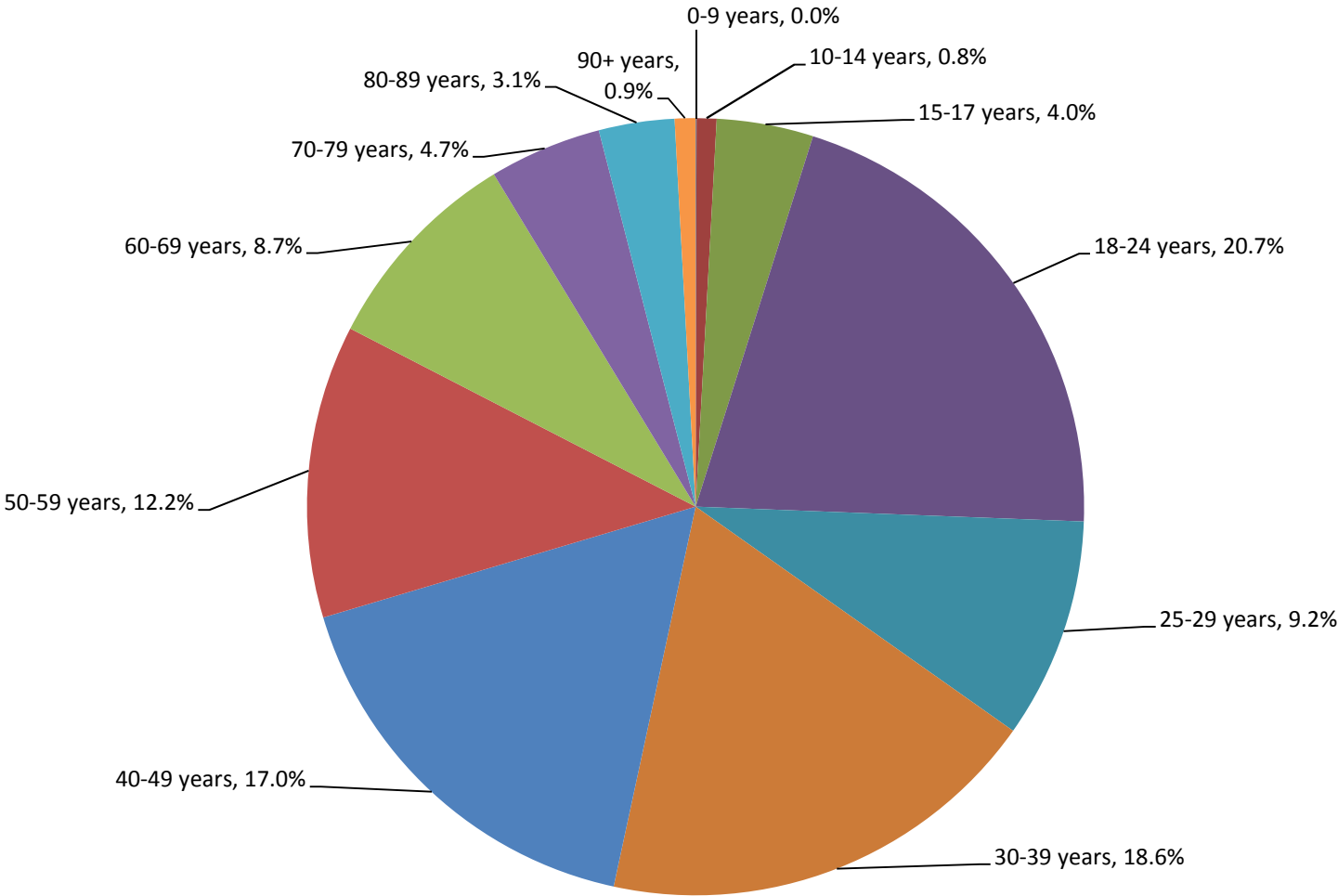
Data from ACT Ambulance Service Table 1 of the ACT Criminal Justice Statistical Profile

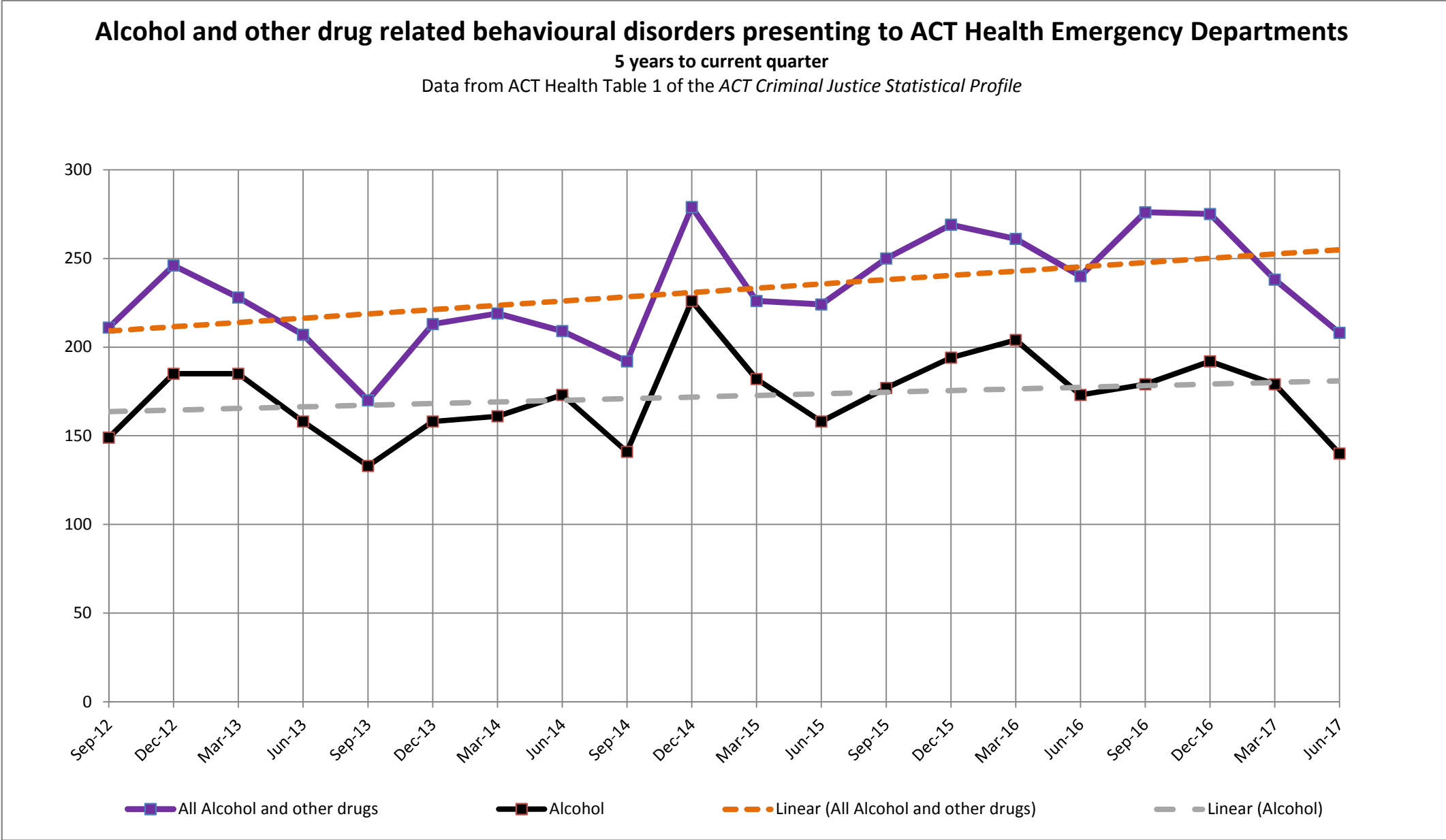


Alcohol-related ambulance attendances by age group

April 2011 to present

Data from Emergency Services ACT Table 1 of the ACT Criminal Justice Statistical Profile

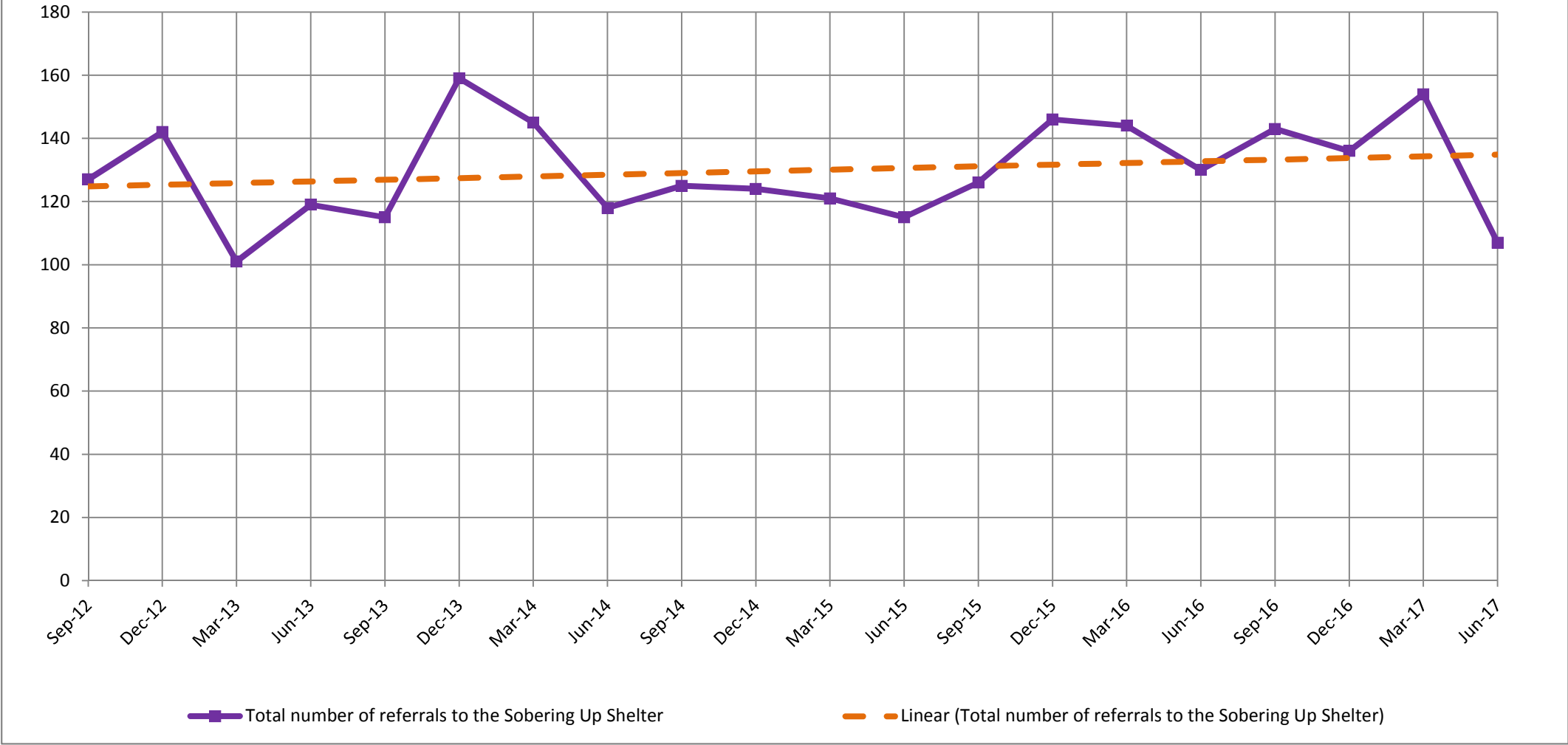




Total referrals to the ACT Sobering Up Shelter

5 years to current quarter

Data from Health Table 3 of the ACT Criminal Justice Statistical Profile

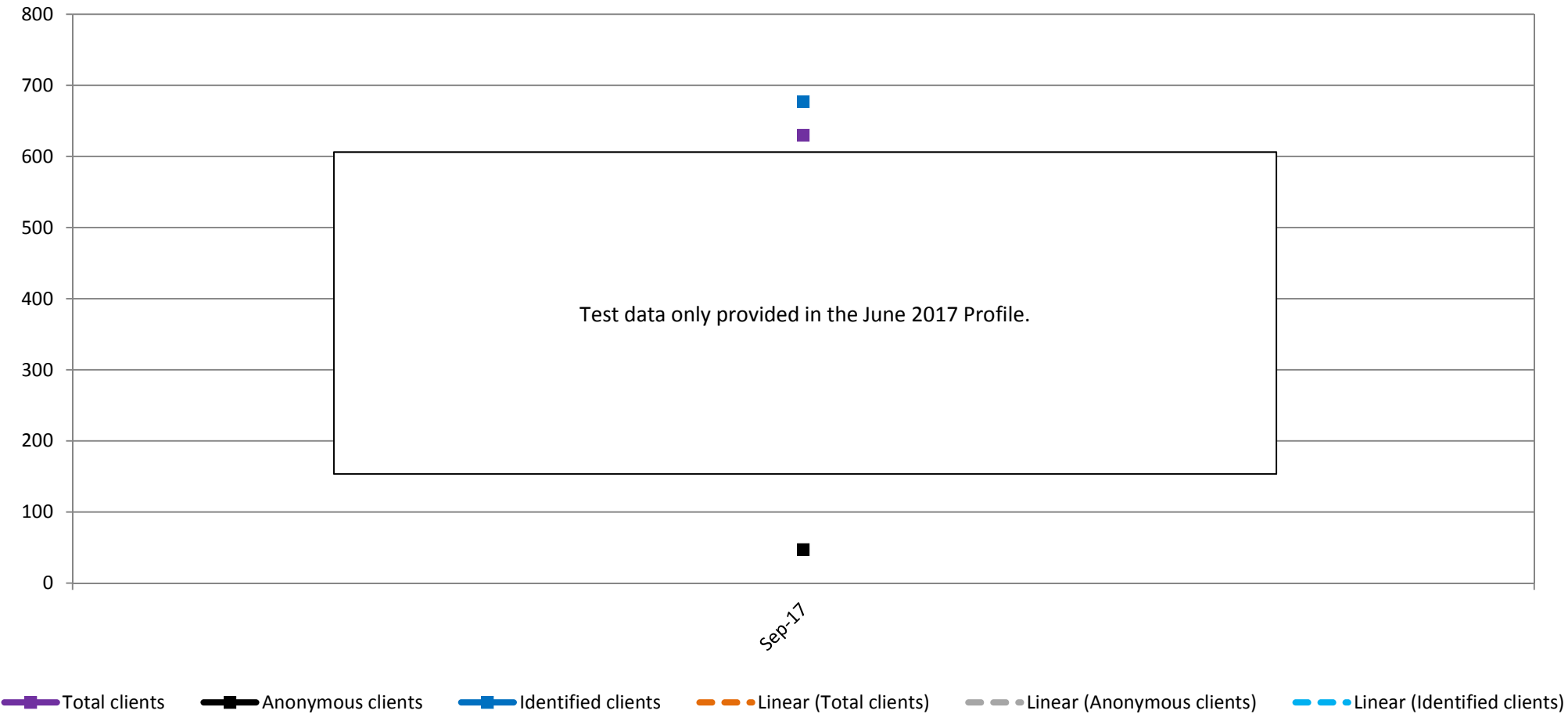


DOMESTIC AND FAMILY VIOLENCE DATA SET

Domestic Violence Crisis Service Client loads

March 2012 to March 2017

Data from Domestic Violence Crisis Service Table 1 of the ACT Criminal Justice Statistical Profile



[Back to Spreadsheet Table of Contents](#)
[Statement of Purpose and Explanatory Notes](#)

ACT Policing Table 1 (Numbers) Incidents, offences, apprehensions and charges by quarter - 5 year trends

Quarter	Domestic and Family Violence (DFV) incidents	Total ACT reported incidents	Incidents requiring patrols			Offences				Apprehensions				Charges			
			Alcohol related	DFV related	Total ACT incidents requiring patrols	Alcohol related	DFV related	DFV related assault	Total ACT offences	Aboriginal and Torres Strait Islander related	Alcohol related	DFV related	Total ACT apprehensions	Aboriginal and Torres Strait Islander related	Alcohol related	DFV related	Total ACT charges
Sep-12	672	20,984	1,445	623	17,694	799	376	147	7,447	140	622	131	1,753	281	903	327	3,405
Dec-12	839	22,261	1,779	773	18,669	1,043	393	145	8,183	155	735	165	1,964	335	1,134	352	3,414
Mar-13	869	21,895	1,756	813	18,256	970	356	135	7,589	198	704	140	1,778	362	1,022	304	3,035
Jun-13	724	20,271	1,515	678	16,834	831	338	116	7,927	161	648	125	1,754	333	1,025	287	3,446
Sep-13	800	19,383	1,519	723	16,131	974	362	121	7,270	176	723	140	1,969	381	1,095	367	3,757
Dec-13	835	20,939	1,752	749	17,680	1,032	397	124	7,398	212	776	142	2,032	410	1,234	306	3,686
Mar-14	886	20,316	1,576	819	17,064	804	338	141	7,921	183	650	119	1,835	404	953	246	3,321
Jun-14	785	20,095	1,416	716	16,900	766	366	140	7,232	189	599	135	1,844	497	853	303	3,469
Sep-14	693	20,506	1,445	620	17,325	865	344	134	7,341	171	671	132	1,855	385	969	282	3,284
Dec-14	767	20,532	1,457	699	17,260	767	398	149	7,694	206	625	154	1,767	484	869	380	3,415
Mar-15	733	19,861	1,381	651	16,824	743	426	149	7,844	198	637	166	1,756	401	896	409	3,366
Jun-15	688	20,162	1,141	618	16,684	673	381	120	8,780	182	514	144	1,610	379	760	362	2,978
Sep-15	724	20,596	1,204	666	17,472	698	467	148	7,901	173	563	148	1,783	463	766	400	3,388
Dec-15	1,089	21,090	1,325	989	17,650	720	620	221	9,071	185	569	239	1,774	397	790	494	3,350
Mar-16	893	19,826	1,377	798	16,937	662	632	232	7,771	203	560	245	1,835	439	759	556	3,425
Jun-16	730	20,352	1,371	639	17,024	749	594	220	8,702	196	614	197	1,802	411	885	500	3,323
Sep-16	715	20,504	1,397	639	17,542	779	603	235	8,361	201	607	168	1,853	421	893	382	3,532
Dec-16	981	20,281	1,495	876	17,450	894	788	279	8,213	222	657	247	1,984	450	963	574	3,864
Mar-17	843	20,892	1,446	759	17,506	783	717	257	9,242	250	631	184	1,907	556	880	466	3,468
Jun-17	638	20,170	1,326	556	16,998	798	614	205	8,802	251	657	181	1,988	515	869	510	3,711

Notes

This table excludes Suburban Policing Strategy (SPS) activities.

Source: PROMIS extraction received 13 October 2017

[Back to Spreadsheet Table of Contents](#)
[Statement of Purpose and Explanatory Notes](#)

ACT Policing Table 1 (Rates) Quarterly rates per 100,000 population for incidents, offences, apprehensions and charges - 5 year trends

Quarter	ACT Population (ABS Estimated Resident Population)	ACT Aboriginal and Torres Strait Islander population	Domestic and Family Violence (DFV) incidents	Total ACT reported incidents	Incidents requiring patrols			Offences				Apprehensions				Charges			
					Alcohol related	DFV related	Total ACT incidents requiring patrols	Alcohol related	DFV related offences	DFV related assault offences	Total ACT offences	Aboriginal and Torres Strait Islander related	Alcohol related	DFV related apprehensions	Total ACT apprehensions	Aboriginal and Torres Strait Islander related charges	Alcohol related charges	DFV related charges	Total ACT charges
Sep-12	378,667	7,062	177.5	5541.5	381.6	164.5	4672.7	211.0	99.3	38.8	1966.6	1982.6	164.3	34.6	462.9	3979.3	238.5	86.4	899.2
Dec-12	379,988	7,086	220.8	5858.3	468.2	203.4	4913.0	274.5	103.4	38.2	2153.5	2187.4	193.4	43.4	516.9	4727.5	298.4	92.6	898.4
Mar-13	382,384	7,131	227.3	5725.9	459.2	212.6	4774.3	253.7	93.1	35.3	1984.7	2776.7	184.1	36.6	465.0	5076.6	267.3	79.5	793.7
Jun-13	383,652	7,154	188.7	5283.7	394.9	176.7	4387.8	216.6	88.1	30.2	2066.2	2250.3	168.9	32.6	457.2	4654.4	267.2	74.8	898.2
Sep-13	385,103	7,182	207.7	5033.2	394.4	187.7	4188.7	252.9	94.0	31.4	1887.8	2450.7	187.7	36.4	511.3	5305.3	284.3	95.3	975.6
Dec-13	386,714	7,212	215.9	5414.6	453.0	193.7	4571.9	266.9	102.7	32.1	1913.0	2939.7	200.7	36.7	525.5	5685.3	319.1	79.1	953.2
Mar-14	388,664	7,248	228.0	5227.1	405.5	210.7	4390.4	206.9	87.0	36.3	2038.0	2524.9	167.2	30.6	472.1	5574.0	245.2	63.3	854.5
Jun-14	389,406	7,262	201.6	5160.4	363.6	183.9	4339.9	196.7	94.0	36.0	1857.2	2602.7	153.8	34.7	473.5	6844.1	219.1	77.8	890.8
Sep-14	391,163	7,295	177.2	5242.3	369.4	158.5	4429.1	221.1	87.9	34.3	1876.7	2344.2	171.5	33.7	474.2	5277.9	247.7	72.1	839.5
Dec-14	392,605	7,321	195.4	5229.7	371.1	178.0	4396.3	195.4	101.4	38.0	1959.7	2813.7	159.2	39.2	450.1	6610.7	221.3	96.8	869.8
Mar-15	395,240	7,371	185.5	5025.0	349.4	164.7	4256.7	188.0	107.8	37.7	1984.6	2686.4	161.2	42.0	444.3	5440.6	226.7	103.5	851.6
Jun-15	396,690	7,398	173.4	5082.6	287.6	155.8	4205.8	169.7	96.0	30.3	2213.3	2460.3	129.6	36.3	405.9	5123.3	191.6	91.3	750.7
Sep-15	398,489	7,431	181.7	5168.5	302.1	167.1	4384.6	175.2	117.2	37.1	1982.7	2328.0	141.3	37.1	447.4	6230.5	192.2	100.4	850.2
Dec-15	399,578	7,451	272.5	5278.1	331.6	247.5	4417.2	180.2	155.2	55.3	2270.1	2482.7	142.4	59.8	444.0	5327.8	197.7	123.6	838.4
Mar-16	401,971	7,496	222.2	4932.2	342.6	198.5	4213.5	164.7	157.2	57.7	1933.2	2708.1	139.3	60.9	456.5	5856.4	188.8	138.3	852.1
Jun-16	403,468	7,524	180.9	5044.3	339.8	158.4	4219.4	185.6	147.2	54.5	2156.8	2605.0	152.2	48.8	446.6	5462.5	219.3	123.9	823.6
Sep-16	405,452	7,561	176.3	5057.1	344.6	157.6	4326.5	192.1	148.7	58.0	2062.1	2658.4	149.7	41.4	457.0	5568.0	220.2	94.2	871.1
Dec-16	406,403	7,579	241.4	4990.4	367.9	215.5	4293.8	220.0	193.9	68.7	2020.9	2929.2	161.7	60.8	488.2	5937.7	237.0	141.2	950.8
Mar-17	409,141	7,630	206.0	5106.3	353.4	185.5	4278.7	191.4	175.2	62.8	2258.9	3276.6	154.2	45.0	466.1	7287.2	215.1	113.9	847.6
Jun-17	410,301	7,651	155.5	4915.9	323.2	135.5	4142.8	194.5	149.6	50.0	2145.3	3280.4	160.1	44.1	484.5	6730.8	211.8	124.3	904.5

Notes

This table excludes Suburban Policing Strategy (SPS) activities. ACT Population data is sourced from *3101.0 - Australian Demographic Statistics, March 2017*, Table 4. Projections for June 2017 are only available in December 2017. Aboriginal and Torres Strait Islander population data could be sourced from *3238.0 - Estimates and Projections, Aboriginal and Torres Strait Islander Australians, 2001 to 2026*, but this publication has not yet been updated after the 2016 Census. The alternative approach used is to base Aboriginal and Torres Strait Islander population projections on the proportion of the population that is Aboriginal and Torres Strait Islander at 30 June 2016, found in preliminary population estimates in *3101.0 - Australian Demographic Statistics*, March 2017. This is based on the 2016 Census.

Source: PROMIS extraction received 13 October 2017

[Back to Spreadsheet Table of Contents](#)
[Statement of Purpose and Explanatory Notes](#)

ACT Policing Table 2 Person, property, public order offences and rates, where alcohol is involved by location by quarter - 5 year trends

Quarter	Person offences								Property offences								Offences against good order						Other offences						Totals				
	Involving alcohol					Total ACT person offences	Proportion person offences involving alcohol	Quarterly ACT Person offences per 100,000 population	Involving alcohol by location					Total ACT property offences	Proportion property offences involving alcohol	Quarterly ACT Property offences per 100,000 population	Involving alcohol by location					Total ACT offences against good order	Proportion good order offences involving alcohol	Involving alcohol by location					Total ACT other offences	Proportion other offences involving alcohol	Offences involving alcohol	Total ACT offences	Proportion all offences involving alcohol
	Other Location	Public place	Licensed venue	House	Total person offences involving alcohol				Other Location	Public	Licensed	House	Total property offences involving alcohol				Other Location	Public	Licensed	House	Total offences against good order involving alcohol			Other Location	Public	Licensed	House	Total other offences involving alcohol					
Sep-12	17	66	32	67	182	694	26%	183.3	29	27	14	29	99	4,630	2%	1,222.7	18	80	30	29	157	653	24%	4	352	2	3	361	1,470	25%	799	7,447	10.7%
Dec-12	18	104	34	76	232	734	32%	193.2	65	32	14	63	174	5,199	3%	1,368.2	20	82	33	46	181	668	27%	4	447	3	2	456	1,581	29%	1,043	8,182	12.7%
Mar-13	14	82	27	81	204	710	29%	185.7	37	34	13	53	137	4,827	3%	1,262.3	51	106	6	42	205	687	30%	14	404	1	5	424	1,364	31%	970	7,588	12.8%
Jun-13	30	77	32	56	195	658	30%	171.5	33	36	13	30	112	5,051	2%	1,316.6	11	88	15	21	135	631	21%	11	374	2	2	389	1,587	25%	831	7,927	10.5%
Sep-13	25	95	46	76	242	717	34%	186.2	25	33	12	41	111	4,268	3%	1,108.3	13	79	19	24	135	607	22%	15	468	1	2	486	1,678	29%	974	7,270	13.4%
Dec-13	29	90	41	75	235	725	32%	187.5	34	53	15	51	153	4,219	4%	1,091.0	14	132	33	36	215	722	30%	7	406	4	12	429	1,732	25%	1,032	7,398	13.9%
Mar-14	15	74	28	45	162	635	26%	163.4	35	40	11	44	130	5,109	3%	1,314.5	17	115	23	31	186	617	30%	10	310	2	4	326	1,560	21%	804	7,921	10.2%
Jun-14	7	37	39	65	148	602	25%	154.6	31	20	9	23	83	4,401	2%	1,130.2	11	79	22	30	142	598	24%	7	385	0	1	393	1,631	24%	766	7,232	10.6%
Sep-14	16	46	29	62	153	594	26%	151.9	23	29	11	55	118	4,324	3%	1,105.4	12	93	17	29	151	625	24%	16	422	0	5	443	1,797	25%	865	7,340	11.8%
Dec-14	22	57	36	65	180	645	28%	164.3	29	23	11	34	97	4,821	2%	1,228.0	18	91	30	31	170	640	27%	6	309	3	1	319	1,587	20%	766	7,693	10.0%
Mar-15	13	71	30	69	183	673	27%	170.3	30	23	10	31	94	5,026	2%	1,271.6	21	103	14	40	178	672	26%	12	262	2	7	283	1,453	19%	738	7,824	9.4%
Jun-15	12	67	30	49	158	672	24%	169.4	15	23	6	34	78	5,915	1%	1,491.1	8	83	31	21	143	652	22%	7	286	0	1	294	1,537	19%	673	8,776	7.7%
Sep-15	10	50	22	52	134	696	19%	174.7	22	26	9	26	83	5,103	2%	1,280.6	8	61	24	26	119	598	20%	14	344	2	2	362	1,502	24%	698	7,899	8.8%
Dec-15	29	73	38	76	216	867	25%	217.0	26	20	11	35	92	6,111	2%	1,529.4	9	71	31	17	128	631	20%	2	277	0	2	281	1,450	19%	717	9,059	7.9%
Mar-16	20	67	27	74	188	864	22%	214.9	29	22	9	33	93	4,829	2%	1,201.3	14	101	30	19	164	726	23%	9	203	0	5	217	1,346	16%	662	7,765	8.5%
Jun-16	27	73	38	76	214	851	25%	210.9	18	32	14	39	103	5,578	2%	1,382.5	12	72	17	29	130	675	19%	8	290	2	2	302	1,598	19%	749	8,702	8.6%
Sep-16	14	76	41	98	229	884	26%	218.0	18	19	11	52	100	4,989	2%	1,230.5	13	84	21	26	144	693	21%	10	294	0	2	306	1,795	17%	779	8,361	9.3%
Dec-16	26	126	48	111	311	1,048	30%	257.9	42	34	9	45	130	4,584	3%	1,127.9	18	86	26	28	158	810	20%	7	285	0	3	295	1,769	17%	894	8,211	10.9%
Mar-17	22	87	29	126	264	1,032	26%	252.2	41	27	11	38	117	5,782	2%	1,413.2	31	78	19	24	152	787	19%	8	235	5	2	250	1,640	15%	783	9,241	8.5%
Jun-17	30	60	31	67	188	921	20%	224.5	38	20	11	43	112	5,089	2%	1,240.3	16	85	26	32	159	696	23%	11	326	2	0	339	2,096	16%	798	8,802	9.1%

Notes

Source: PROMIS extraction received 13 October 2017

[Back to Spreadsheet Table of Contents](#)
[Statement of Purpose and Explanatory Notes](#)

ACT Policing Table 3 **Reported offences by ANZSOC 2011 Divisions - 5 year trends**

Quarter	Sep-12	Dec-12	Mar-13	Jun-13	Sep-13	Dec-13	Mar-14	Jun-14	Sep-14	Dec-14	Mar-15	Jun-15	Sep-15	Dec-15	Mar-16	Jun-16	Sep-16	Dec-16	Mar-17	Jun-17
ANZSOC Divisions																				
Homicide and related offences	3	0	3	0	0	1	2	0	1	1	3	2	1	1	3	0	0	1	1	1
Acts intended to cause injury	551	609	582	504	519	564	511	495	480	502	525	525	530	697	682	665	705	822	824	688
Sexual assault and related offences	119	109	101	132	147	123	87	89	94	121	126	131	126	114	104	118	114	129	133	143
Dangerous or negligent acts endangering persons	16	21	30	33	33	27	24	31	39	34	44	61	35	34	39	48	49	40	41	47
Abduction, harassment and other offences against the person	59	38	45	47	60	65	36	50	54	57	45	33	42	57	84	80	78	111	103	101
Robbery, extortion and related offences	53	41	37	54	37	36	45	34	40	47	41	49	38	24	26	51	55	70	74	55
Unlawful entry with intent/burglary, break and enter	553	554	501	647	504	468	543	590	545	600	512	717	598	772	599	640	571	579	733	659
Theft and related offences	2,642	2,898	2,757	2,863	2,413	2,496	2,854	2,499	2,421	2,718	2,774	3,392	2,916	3,465	2,550	3,217	2,883	2,421	3,075	2,618
Fraud, deception and related offences	100	217	108	165	134	159	586	270	300	373	500	286	372	295	512	400	298	297	366	325
Illicit drug offences	156	125	99	185	152	157	145	150	190	142	192	174	155	160	165	170	151	164	168	236
Prohibited and regulated weapons and explosives offences	61	51	64	53	70	59	58	80	79	66	86	94	68	67	86	71	86	107	60	69
Property damage and environmental pollution	1,288	1,484	1,416	1,319	1,178	1,060	1,081	1,004	1,012	1,083	1,178	1,456	1,172	1,534	1,134	1,272	1,182	1,210	1,530	1,434
Public order offences	243	215	243	219	184	247	224	201	228	239	229	241	192	218	238	175	190	221	247	189
Traffic and vehicle regulatory offences	1,247	1,402	1,196	1,324	1,433	1,487	1,310	1,400	1,516	1,361	1,197	1,286	1,293	1,228	1,119	1,351	1,574	1,536	1,391	1,772
Offences against justice procedures, government security and government operations	335	402	393	372	353	405	329	323	305	318	336	300	329	341	392	391	365	448	460	435
Miscellaneous offences	21	17	14	10	53	44	86	16	37	32	56	33	34	64	38	53	60	57	36	30
TOTAL	7,447	8,183	7,589	7,927	7,270	7,398	7,921	7,232	7,341	7,694	7,844	8,780	7,901	9,071	7,771	8,702	8,361	8,213	9,242	8,802

Notes

This table excludes Suburban Policing Strategy (SPS) activities.

Source: PROMIS extraction received 13 October 2017

[Back to Spreadsheet Table of Contents](#)
[Statement of Purpose and Explanatory Notes](#)

ACT Policing Table 4

Selected reported offences (excluding drug and traffic offences) using ANCO 1985 codes - 5 year trends

Quarter	Sep-12	Dec-12	Mar-13	Jun-13	Sep-13	Dec-13	Mar-14	Jun-14	Sep-14	Dec-14	Mar-15	Jun-15	Sep-15	Dec-15	Mar-16	Jun-16	Sep-16	Dec-16	Mar-17	Jun-17
Selected ANCO classified offences																				
Murder	1	0	0	0	0	1	1	0	1	1	3	1	0	1	2	0	0	1	0	0
Attempted Murder	0	0	1	0	0	0	0	0	0	0	0	0	1	0	1	0	0	0	1	1
Driving causing death	1	0	2	0	0	0	1	0	0	0	0	1	0	0	0	0	0	0	0	0
Assaults causing GBH	5	5	12	8	8	6	6	4	6	8	6	8	8	15	19	25	3	23	26	17
Assaults causing ABH	89	107	108	83	86	106	86	74	75	82	69	75	83	101	93	89	111	108	122	128
Indecent exposure	7	6	11	12	4	4	9	11	9	14	3	10	6	15	8	10	9	6	8	6
Armed robbery	31	23	18	28	26	20	24	21	25	25	23	39	20	30	11	34	30	27	37	29
Burglary - Dwellings	381	361	332	475	364	328	333	410	400	385	356	410	378	405	295	393	341	386	472	438
Burglary - Shops	68	65	68	58	53	51	89	60	49	61	64	93	86	154	118	74	84	73	112	65
Fraud	82	180	93	143	105	111	178	251	124	299	418	270	320	252	437	338	263	262	312	275
Misappropriations	0	0	0	0	0	0	1	0	0	0	0	0	1	0	0	0	0	0	0	0
Motor vehicle theft	229	224	204	210	164	187	207	197	185	263	271	326	256	253	169	354	343	240	406	324
Bicycle theft	90	116	166	164	74	94	135	174	137	165	148	162	134	174	168	196	91	123	131	134
Property damage -arson	63	52	52	44	46	49	61	33	33	28	47	43	21	45	36	75	38	45	65	57
Pollution	1	2	0	0	1	0	1	0	0	4	1	1	1	1	1	0	4	0	4	2
Other environmental offences	1	3	2	1	1	0	0	1	1	0	1	4	0	1	2	3	1	1	2	0
Drug offences	156	126	99	185	163	158	144	152	192	142	172	174	155	160	165	170	151	164	167	236
Other theft	2,392	2,643	2,516	2,618	2,224	2,283	2,591	2,280	2,169	2,431	2,469	3,015	2,623	3,169	2,349	2,811	2,508	2,161	2,634	2,261
Domestic Violence Order Breaches	31	32	45	56	37	51	36	26	43	47	61	35	50	67	66	80	57	68	69	64

Notes

Source: PROMIS extraction received 13 October 2017

[Back to Spreadsheet Table of Contents](#)
[Statement of Purpose and Explanatory Notes](#)

ACT Policing Table 5

Non-Aboriginal and Torres Strait Islander people apprehended by ACT Policing by age and gender - 5 year trends

Quarter		Sep-12	Dec-12	Mar-13	Jun-13	Sep-13	Dec-13	Mar-14	Jun-14	Sep-14	Dec-14	Mar-15	Jun-15	Sep-15	Dec-15	Mar-16	Jun-16	Sep-16	Dec-16	Mar-17	Jun-17	Totals	%	
Apprehensions	Females	Unknown	0	2	0	0	0	0	0	0	0	1	0	0	0	0	1	0	0	0	0	4	0.0%	
		0 to 9yrs	0	0	0	0	0	0	0	0	0	0	0	0	0	0	0	0	0	0	0	0	0	0.0%
		10 to 14yrs	16	11	18	8	5	15	11	18	9	13	4	18	9	4	7	13	4	14	14	13	224	0.7%
		15 to 17yrs	59	72	52	48	36	50	45	27	29	20	29	21	31	32	29	13	20	24	24	22	683	2.1%
		18 to 21yrs	47	83	67	68	57	63	56	53	63	47	36	42	42	42	41	46	44	57	46	67	1,067	3.2%
		22 to 24yrs	21	33	24	37	51	45	41	41	28	42	37	31	35	37	29	41	41	43	45	46	748	2.3%
		25 to 29yrs	35	50	46	36	50	71	44	48	55	44	54	57	53	59	56	67	58	61	58	68	1,070	3.2%
		30 to 34yrs	42	38	19	40	52	31	40	38	40	45	42	32	51	51	55	53	33	36	50	54	842	2.6%
		35 to 39yrs	23	43	29	30	30	33	23	40	29	21	32	21	31	28	27	29	48	55	41	40	653	2.0%
		40 to 44yrs	22	37	37	35	41	36	30	32	35	22	22	11	24	27	25	29	26	20	13	30	554	1.7%
		45 to 49yrs	14	19	16	11	20	24	18	17	16	17	22	20	15	16	19	16	34	29	24	22	389	1.2%
		50 to 54yrs	14	15	10	16	20	21	22	16	11	7	12	9	20	18	14	14	12	13	12	11	287	0.9%
		55 to 59yrs	12	10	12	6	14	15	6	8	8	8	7	4	6	6	2	1	14	11	6	4	160	0.5%
		60 to 64yrs	4	3	1	2	4	5	6	2	2	5	7	4	4	2	1	1	6	4	1	3	67	0.2%
		65 AND OVER	3	2	6	5	1	5	1	7	4	6	5	3	1	9	2	4	5	3	2	7	81	0.2%
		Total	312	418	337	342	381	414	343	343	347	329	297	310	273	322	331	307	328	345	370	336	387	6,829
	Males	Unknown	0	0	0	1	1	2	0	0	1	1	0	0	1	2	2	0	0	2	1	0	14	0.0%
		0 to 9yrs	0	0	0	0	0	0	0	0	0	0	1	1	0	0	0	0	0	0	0	0	2	0.0%
		10 to 14yrs	26	34	32	30	26	25	19	13	10	25	18	17	19	22	15	21	11	12	19	22	416	1.3%
		15 to 17yrs	105	112	108	84	87	62	84	71	56	75	75	76	76	75	84	71	53	69	61	71	1,555	4.7%
		18 to 21yrs	232	217	219	222	300	266	241	221	203	191	229	185	198	196	214	220	226	235	244	242	4,501	13.6%
		22 to 24yrs	187	170	162	141	188	179	163	158	163	147	126	141	142	136	147	146	163	169	175	178	3,181	9.6%
		25 to 29yrs	198	244	193	216	213	278	244	236	283	231	215	194	191	214	215	227	229	237	211	222	4,491	13.6%
		30 to 34yrs	181	174	149	158	154	156	162	167	180	157	169	129	181	182	159	159	189	181	165	196	3,348	10.1%
		35 to 39yrs	113	126	114	127	141	148	129	141	138	132	103	134	145	132	152	137	149	166	170	141	2,738	8.3%
		40 to 44yrs	109	119	118	97	111	104	102	113	106	103	118	115	141	124	135	125	116	132	92	94	2,274	6.9%
		45 to 49yrs	55	70	59	73	65	70	73	74	81	69	84	52	69	67	101	75	84	82	81	77	1,461	4.4%
		50 to 54yrs	39	59	40	40	60	49	35	47	48	47	50	48	50	37	36	29	40	47	42	50	893	2.7%
		55 to 59yrs	26	23	13	27	30	27	26	30	35	41	29	29	31	26	31	28	17	28	20	22	539	1.6%
		60 to 64yrs	15	21	13	14	24	19	15	21	20	27	12	15	18	28	22	17	16	15	20	17	369	1.1%
		65 AND OVER	15	22	23	21	12	21	16	16	31	17	19	18	25	17	12	23	14	17	20	18	377	1.1%
		Total	1,301	1,391	1,243	1,251	1,412	1,406	1,309	1,308	1,355	1,263	1,248	1,154	1,287	1,258	1,325	1,278	1,307	1,392	1,321	1,350	26,159	79.3%
All Non-Aboriginal and Torres Strait Islander people		1,613	1,809	1,580	1,593	1,793	1,820	1,652	1,655	1,684	1,560	1,558	1,427	1,609	1,589	1,632	1,606	1,652	1,762	1,657	1,737	32,988	100.0%	

Notes

Source: PROMIS extraction received 13 October 2017

[Back to Spreadsheet Table of Contents](#)
[Statement of Purpose and Explanatory Notes](#)

ACT Policing Table 6 Aboriginal and Torres Strait Islander people apprehended by ACT Policing by age and gender - 5 year trends

		Quarter	Sep-12	Dec-12	Mar-13	Jun-13	Sep-13	Dec-13	Mar-14	Jun-14	Sep-14	Dec-14	Mar-15	Jun-15	Sep-15	Dec-15	Mar-16	Jun-16	Sep-16	Dec-16	Mar-17	Jun-17	Totals	%	
Apprehensions	Females	Unknown	0	0	0	0	0	0	0	0	0	0	0	0	0	0	0	0	0	0	0	0	0	0.0%	
		0 to 9yrs	0	0	0	0	0	0	0	0	0	0	0	0	0	0	0	0	0	0	0	0	0	0.0%	
		10 to 14yrs	3	1	0	0	6	12	9	16	3	7	9	0	1	6	3	5	0	2	1	1	85	2.2%	
		15 to 17yrs	6	4	6	5	4	2	9	6	3	3	8	4	6	7	2	3	4	5	4	1	92	2.4%	
		18 to 21yrs	7	10	3	7	6	11	7	6	5	6	8	8	3	6	8	4	9	9	9	10	142	3.7%	
		22 to 24yrs	8	5	2	4	5	3	3	6	0	2	4	7	4	5	6	7	5	6	17	14	113	2.9%	
		25 to 29yrs	9	12	9	6	5	15	11	9	6	7	10	9	7	7	7	13	7	11	10	12	182	4.7%	
		30 to 34yrs	6	6	11	5	13	5	7	7	6	14	8	7	5	8	11	9	10	6	11	13	168	4.4%	
		35 to 39yrs	3	4	3	4	6	4	5	2	2	3	9	5	10	8	6	5	6	6	4	12	107	2.8%	
		40 to 44yrs	2	2	0	1	0	2	0	0	1	2	2	3	2	2	2	3	3	9	1	3	2	40	1.0%
		45 to 49yrs	2	2	1	1	2	5	3	0	1	5	2	2	5	4	1	4	2	2	5	2	51	1.3%	
		50 to 54yrs	0	1	0	1	2	1	0	0	1	3	1	2	0	1	7	7	3	2	3	2	37	1.0%	
		55 to 59yrs	1	0	1	0	1	0	0	0	0	1	2	0	0	0	0	2	0	1	0	0	9	0.2%	
		60 to 64yrs	1	0	0	0	0	0	0	0	0	0	1	0	0	0	0	0	0	0	0	0	2	0.1%	
		65 AND OVER	0	0	0	0	0	0	0	0	0	0	0	0	0	0	0	0	0	0	0	1	1	0.0%	
		Total	48	47	36	34	50	60	54	52	28	53	64	47	43	54	54	62	55	51	67	70	1,029	26.7%	
	Males	Unknown	0	0	0	0	0	0	0	0	0	0	1	0	0	0	0	0	0	0	0	0	1	0.0%	
		0 to 9yrs	0	0	0	0	0	0	0	0	0	0	0	0	0	0	0	0	0	0	0	0	0	0.0%	
		10 to 14yrs	2	1	14	8	2	7	6	5	5	4	2	1	1	0	5	5	6	6	12	6	98	2.5%	
		15 to 17yrs	7	20	30	20	11	15	11	25	7	6	19	12	11	7	7	12	7	13	19	19	278	7.2%	
		18 to 21yrs	17	15	20	26	22	23	24	18	29	16	24	26	26	20	29	20	15	25	22	443	11.5%		
		22 to 24yrs	14	16	20	14	23	16	10	10	24	18	14	17	20	6	15	12	15	17	21	19	321	8.3%	
		25 to 29yrs	20	20	25	21	24	27	40	24	31	35	26	22	24	24	30	26	24	31	29	31	534	13.9%	
		30 to 34yrs	9	10	16	12	7	19	13	30	15	32	18	26	16	23	24	14	25	33	39	33	414	10.7%	
		35 to 39yrs	9	8	10	10	14	7	8	5	9	11	9	9	8	16	21	13	13	20	17	15	232	6.0%	
		40 to 44yrs	8	7	17	7	15	25	8	12	7	16	10	12	8	11	11	8	17	13	14	14	240	6.2%	
		45 to 49yrs	2	6	5	5	5	6	4	3	9	7	5	3	4	8	7	9	9	15	5	11	128	3.3%	
		50 to 54yrs	2	1	0	3	3	3	1	3	3	3	3	3	8	3	5	2	4	5	1	8	64	1.7%	
		55 to 59yrs	2	2	4	0	0	1	2	2	2	2	2	1	0	0	1	0	2	2	0	2	27	0.7%	
		60 to 64yrs	0	1	1	1	0	3	2	0	2	3	1	3	4	7	3	4	2	0	1	0	38	1.0%	
		65 AND OVER	0	1	0	0	0	0	0	0	0	0	0	0	0	0	0	0	2	1	0	1	5	0.1%	
		Total	92	108	162	127	126	152	129	137	143	153	134	135	130	131	149	134	146	171	183	181	2,823	73.3%	
All Aboriginal and Torres Strait Islanders		140	155	198	161	176	212	183	189	171	206	198	182	173	185	203	196	201	222	250	251	3,852	100.0%		

Notes

Source: PROMIS extraction received 13 October 2017

[Back to Spreadsheet Table of Contents](#)
[Statement of Purpose and Explanatory Notes](#)

ACT Policing Table 7 **People apprehended by ACT Policing by age and gender where alcohol is a factor in the apprehension - 5 year trends**

Quarter		Sep-12	Dec-12	Mar-13	Jun-13	Sep-13	Dec-13	Mar-14	Jun-14	Sep-14	Dec-14	Mar-15	Jun-15	Sep-15	Dec-15	Mar-16	Jun-16	Sep-16	Dec-16	Mar-17	Jun-17	Totals	%		
Apprehensions involving alcohol	Females	unknown	0	1	0	0	0	0	0	0	0	0	0	0	0	0	0	0	0	0	0	1	0.0%		
		0 to 9yrs	0	0	0	0	0	0	0	0	0	0	0	0	0	0	0	0	0	0	0	0	0	0.0%	
		10 to 14yrs	2	0	2	0	1	4	2	4	0	0	0	0	0	0	1	3	1	1	4	2	27	0.2%	
		15 to 17yrs	19	29	23	5	8	18	6	5	7	5	6	0	0	1	4	2	1	4	9	2	154	1.2%	
		18 to 21yrs	22	25	30	32	27	19	13	20	26	15	19	18	15	16	17	17	14	18	13	28	404	3.2%	
		22 to 24yrs	6	12	9	14	22	17	15	16	11	10	9	12	9	16	11	15	13	14	15	17	263	2.1%	
		25 to 29yrs	14	17	22	14	10	23	20	15	17	20	18	24	23	20	14	30	19	8	15	27	370	2.9%	
		30 to 34yrs	14	9	7	17	15	12	10	7	20	17	11	14	11	21	15	8	10	7	13	17	255	2.0%	
		35 to 39yrs	7	13	13	11	7	11	7	17	6	6	8	9	13	8	8	4	14	11	5	10	188	1.5%	
		40 to 44yrs	8	14	18	11	15	15	9	10	18	9	14	5	7	12	5	13	14	7	4	11	219	1.7%	
		45 to 49yrs	5	10	7	8	8	6	3	4	6	9	11	8	3	6	8	5	5	6	7	3	128	1.0%	
		50 to 54yrs	2	5	1	7	4	5	9	6	4	1	8	4	13	10	7	7	4	5	5	5	112	0.9%	
		55 to 59yrs	5	2	4	0	5	7	1	1	3	4	5	1	2	2	0	2	5	7	2	3	61	0.5%	
		60 to 64yrs	2	0	1	1	3	2	1	1	2	2	2	2	0	0	0	1	2	3	0	2	27	0.2%	
		65 AND OVER	2	1	2	1	0	1	0	1	2	1	1	0	1	2	1	1	2	1	2	4	26	0.2%	
	Total	108	138	139	121	125	140	96	107	107	122	99	112	97	97	114	91	108	104	92	94	131	2,235	17.5%	
	Males	Unknown	0	0	0	1	1	2	0	0	1	1	0	0	0	0	1	0	0	2	0	0	9	0.1%	
		0 to 9yrs	0	0	0	0	0	0	0	0	0	0	0	0	0	0	0	0	0	0	0	0	0	0	0.0%
		10 to 14yrs	1	0	5	2	0	0	1	0	1	1	1	0	0	1	0	0	0	2	3	2	20	0.2%	
		15 to 17yrs	14	22	46	20	13	17	12	13	8	16	30	8	12	12	18	16	6	19	27	6	335	2.6%	
		18 to 21yrs	95	89	106	101	127	104	121	78	85	86	105	62	76	87	83	102	83	109	109	96	1,904	14.9%	
		22 to 24yrs	88	88	90	73	105	100	97	76	77	73	57	59	61	58	69	65	70	70	72	84	1,532	12.0%	
		25 to 29yrs	82	112	78	99	95	122	105	86	109	91	86	81	66	71	74	83	96	89	99	78	1,802	14.1%	
		30 to 34yrs	64	70	62	61	69	68	55	62	68	60	57	58	63	51	56	59	75	61	50	86	1,255	9.8%	
		35 to 39yrs	48	63	50	53	60	71	54	57	59	54	29	46	54	58	47	52	51	59	65	49	1,079	8.5%	
		40 to 44yrs	51	63	59	35	44	55	40	43	44	49	57	39	53	38	45	46	39	58	35	42	935	7.3%	
		45 to 49yrs	21	31	24	35	29	37	23	25	37	37	52	16	29	32	37	42	45	40	37	32	661	5.2%	
		50 to 54yrs	24	26	19	14	26	26	15	16	15	19	23	18	21	15	13	13	14	25	13	20	375	2.9%	
		55 to 59yrs	12	12	9	12	12	15	11	22	17	18	16	15	14	11	13	9	7	15	10	10	260	2.0%	
		60 to 64yrs	7	11	6	6	8	11	9	7	11	14	5	11	11	17	10	12	8	6	10	12	192	1.5%	
		65 AND OVER	7	10	11	15	9	8	11	7	17	7	7	3	6	4	3	7	9	10	7	9	167	1.3%	
		Total	514	597	565	527	598	636	554	492	492	549	526	525	416	466	455	469	506	503	565	537	526	10,526	82.5%
All apprehensions involving alcohol		622	735	704	648	723	776	650	599	671	625	637	513	563	569	560	614	607	657	631	657	12,761	100.0%		

Notes

Source: PROMIS extraction received 13 October 2017

[Back to Spreadsheet Table of Contents](#)
[Statement of Purpose and Explanatory Notes](#)

ACT Policing Table 8

Charges from the apprehension of non-Aboriginal and Torres Strait Islander people - 5 year trends

Quarter	Sep-12	Dec-12	Mar-13	Jun-13	Sep-13	Dec-13	Mar-14	Jun-14	Sep-14	Dec-14	Mar-15	Jun-15	Sep-15	Dec-15	Mar-16	Jun-16	Sep-16	Dec-16	Mar-17	Jun-17
ANZSOC Divisions																				
Homicide and related offences	2	0	1	2	0	0	5	1	0	1	3	3	1	0	3	1	0	0	1	2
Acts intended to cause injury	227	258	199	175	215	206	197	194	173	222	208	214	245	278	298	287	272	338	292	311
Sexual assault and related offences	98	16	40	52	147	44	78	59	56	53	43	48	107	52	84	114	45	41	69	74
Dangerous or negligent acts endangering persons	48	29	88	84	102	87	137	173	166	168	136	110	131	119	138	137	136	153	140	150
Abduction, harassment and other offences against the person	19	14	8	19	18	18	15	21	27	9	33	22	29	28	30	62	25	82	54	57
Robbery, extortion and related offences	14	11	5	21	24	13	14	17	9	23	12	5	19	17	7	18	13	47	19	38
Unlawful entry with intent/burglary, break and enter	55	35	41	49	49	41	29	52	40	51	92	56	59	52	58	45	37	29	52	34
Theft and related offences	235	308	216	368	328	318	241	252	219	212	239	286	304	396	204	243	232	196	219	210
Fraud, deception and related offences	287	145	63	82	155	88	111	173	106	141	325	72	138	181	237	55	165	273	81	237
Illicit drug offences	153	129	88	161	137	194	124	143	186	167	142	163	170	139	167	145	185	185	183	215
Prohibited and regulated weapons and explosives offences	50	48	63	59	53	84	55	75	94	77	67	103	75	66	63	92	116	98	53	72
Property damage and environmental pollution	114	114	109	133	115	108	87	104	89	116	114	108	100	130	168	111	112	138	106	109
Public order offences	141	135	154	136	124	135	217	127	129	123	140	107	83	98	123	87	106	105	116	93
Traffic and vehicle regulatory offences	906	1,052	843	843	1,066	963	843	932	1,009	973	749	756	867	726	711	815	980	949	713	885
Offences against justice procedures, government security and government	758	775	732	830	782	793	691	612	555	531	624	494	568	637	664	659	641	738	741	644
Miscellaneous offences	17	10	23	99	61	184	73	37	41	64	38	52	29	34	31	41	46	42	73	65
Total	3,124	3,079	2,673	3,113	3,376	3,276	2,917	2,972	2,899	2,931	2,965	2,599	2,925	2,953	2,986	2,912	3,111	3,414	2,912	3,196

Notes

This table includes data on adults and young people.

Source: PROMIS extraction received 13 October 2017

[Back to Spreadsheet Table of Contents](#)
[Statement of Purpose and Explanatory Notes](#)

ACT Policing Table 9

Charges from the apprehension of Aboriginal and Torres Strait Islander people - 5 year trends

Quarter	Sep-12	Dec-12	Mar-13	Jun-13	Sep-13	Dec-13	Mar-14	Jun-14	Sep-14	Dec-14	Mar-15	Jun-15	Sep-15	Dec-15	Mar-16	Jun-16	Sep-16	Dec-16	Mar-17	Jun-17
ANZSOC Divisions																				
Homicide and related offences	0	0	0	0	0	0	0	0	0	0	0	0	0	0	0	0	0	0	0	2
Acts intended to cause injury	18	27	23	24	32	27	48	55	36	33	31	42	34	57	41	49	40	49	53	40
Sexual assault and related offences	0	0	0	2	12	1	8	27	3	18	13	0	0	12	0	8	2	0	8	6
Dangerous or negligent acts endangering persons	5	2	4	5	6	9	8	17	12	7	12	4	6	4	7	15	12	13	13	20
Abduction, harassment and other offences against the person	2	0	1	0	6	1	2	5	2	2	1	4	5	4	8	3	4	9	8	7
Robbery, extortion and related offences	1	7	1	7	3	1	6	7	21	7	10	6	8	0	12	3	5	14	9	9
Unlawful entry with intent/burglary, break and enter	9	16	10	13	11	6	9	25	12	12	8	21	35	12	8	17	9	4	19	17
Theft and related offences	34	46	51	56	40	27	43	79	41	54	39	69	106	55	47	60	52	34	96	70
Fraud, deception and related offences	2	2	4	3	2	4	4	17	9	71	13	2	29	10	11	10	22	4	36	9
Illicit drug offences	10	10	4	20	12	9	6	17	8	16	7	14	10	13	13	18	14	10	15	6
Prohibited and regulated weapons and explosives offences	3	8	3	7	12	6	13	14	12	21	16	10	10	4	15	11	10	16	10	18
Property damage and environmental pollution	16	33	30	21	9	38	29	42	25	23	25	31	40	20	24	19	19	28	27	16
Public order offences	9	8	27	13	27	28	17	11	12	22	30	25	22	7	19	8	16	22	19	15
Traffic and vehicle regulatory offences	49	46	36	32	33	69	52	50	88	47	57	31	45	67	68	59	60	78	66	70
Offences against justice procedures, government security and government	123	124	168	129	166	166	153	130	99	142	133	117	112	130	162	125	155	165	162	190
Miscellaneous offences	0	6	0	1	10	18	6	1	5	9	6	3	1	2	4	6	1	4	15	20
Total	281	335	362	333	381	410	404	497	385	484	401	379	463	397	439	411	421	450	556	515

Notes

This table includes data on adults and young people.

Source: PROMIS extraction received 13 October 2017

[Back to Spreadsheet Table of Contents](#)
[Statement of Purpose and Explanatory Notes](#)

ACT Policing Table 10

Selected charges from the apprehension of Aboriginal and Torres Strait Islander people - 5 year trends

Quarter	Sep-12	Dec-12	Mar-13	Jun-13	Sep-13	Dec-13	Mar-14	Jun-14	Sep-14	Dec-14	Mar-15	Jun-15	Sep-15	Dec-15	Mar-16	Jun-16	Sep-16	Dec-16	Mar-17	Jun-17
Selected ANCO 1985 Codes																				
Murder	0	0	0	0	0	0	0	0	0	0	0	0	0	0	0	0	0	0	0	2
Attempted Murder	0	0	0	0	0	0	0	0	0	0	0	0	0	0	0	0	0	0	0	0
Driving causing death	0	0	0	0	0	0	0	0	0	0	0	0	0	0	0	0	0	0	0	0
Assaults causing GBH	1	0	2	0	0	0	2	3	1	0	0	1	1	0	3	6	2	1	4	7
Assaults causing ABH	7	6	4	9	9	6	17	11	7	7	5	8	7	11	7	10	9	11	18	6
Indecent exposure	0	0	0	0	0	0	0	0	0	1	1	0	0	0	0	1	0	0	0	0
Armed robbery	0	3	0	3	1	2	6	5	18	5	9	1	7	0	5	1	4	5	4	5
Burglary dwellings	6	13	4	9	7	5	8	24	10	7	6	9	28	4	3	7	4	2	11	13
Burglary shops	3	3	4	1	5	1	0	0	0	0	2	7	4	8	2	1	4	1	0	3
Fraud	0	1	0	0	0	0	0	0	0	1	0	0	17	1	0	2	3	0	0	0
Misappropriations	0	0	0	0	0	0	0	0	0	0	0	0	0	0	0	0	0	0	0	0
Motor vehicle theft	6	10	4	12	8	4	16	15	10	12	4	23	12	14	8	13	24	10	27	24
Bicycle theft	0	0	0	1	0	0	0	4	0	0	0	1	1	1	0	1	0	0	1	1
Property damage -arson	0	0	2	0	0	0	0	0	0	2	0	1	0	0	4	2	0	0	0	2
Pollution	0	0	0	0	0	0	0	0	0	2	0	0	0	0	0	0	0	0	0	0
Other environmental offences	0	0	0	0	0	0	0	0	0	0	0	0	0	0	0	0	0	0	0	0
Drug offences	10	10	4	20	12	9	6	17	8	16	7	14	10	13	13	18	14	10	15	6

Notes

This table includes data on adults and young people.
Source: PROMIS extraction received 13 October 2017

[Back to Spreadsheet Table of Contents](#)
[Statement of Purpose and Explanatory Notes](#)

ACT Policing Table 11

Charges from the apprehension of Aboriginal and Torres Strait Islander young people - 5 year trends

Quarter	Sep-12	Dec-12	Mar-13	Jun-13	Sep-13	Dec-13	Mar-14	Jun-14	Sep-14	Dec-14	Mar-15	Jun-15	Sep-15	Dec-15	Mar-16	Jun-16	Sep-16	Dec-16	Mar-17	Jun-17
ANZSOC Divisions																				
Homicide and related offences	0	0	0	0	0	0	0	0	0	0	0	0	0	0	0	0	0	0	0	0
Acts intended to cause injury	7	3	5	1	6	11	6	19	9	3	0	6	6	9	5	4	2	13	8	6
Sexual assault and related offences	0	0	0	1	0	0	6	6	0	13	0	0	0	0	0	0	0	0	0	0
Dangerous or negligent acts endangering persons	1	0	0	1	0	1	1	0	1	0	0	1	0	1	0	2	4	0	0	1
Abduction, harassment and other offences against the person	0	0	1	0	0	0	0	1	0	1	0	0	0	0	0	0	0	0	3	1
Robbery, extortion and related offences	0	2	0	1	1	0	0	1	2	0	0	0	0	0	4	2	0	9	4	3
Unlawful entry with intent/burglary, break and enter	0	6	7	2	3	2	1	20	6	5	0	4	1	3	0	2	0	0	0	0
Theft and related offences	6	16	29	15	13	3	10	46	11	7	16	3	11	6	3	5	8	8	12	8
Fraud, deception and related offences	0	0	1	0	1	3	0	4	1	0	3	0	0	0	0	0	0	0	0	0
Illicit drug offences	1	0	0	2	1	0	0	1	0	1	2	0	0	0	0	3	0	0	1	0
Prohibited and regulated weapons and explosives offences	0	1	1	0	6	1	0	4	1	1	1	2	0	0	0	2	1	2	1	2
Property damage and environmental pollution	2	5	6	1	1	16	18	35	8	5	11	6	2	2	6	4	6	5	5	5
Public order offences	1	1	9	1	7	4	2	2	0	2	9	3	3	0	2	1	3	1	5	1
Traffic and vehicle regulatory offences	5	1	1	8	0	6	3	6	5	1	1	0	1	2	0	6	3	5	7	5
Offences against justice procedures, government security and government operations	19	31	48	21	49	23	23	30	8	7	23	7	8	9	13	10	6	10	21	19
Miscellaneous offences	0	0	0	0	1	2	1	0	1	1	0	1	0	0	0	0	0	1	4	3
Total - young people	42	66	108	54	89	72	71	175	53	47	66	33	32	32	33	41	33	54	71	54

Notes

This table only contains data on young people (i.e. those aged between 10 and 17 years old).

Source: PROMIS extraction received 13 October 2017

[Back to Spreadsheet Table of Contents](#)
[Statement of Purpose and Explanatory Notes](#)

ACT Policing Table 12

Charges from apprehensions where alcohol is involved (ANZSOC 2011 Divisions) - 5 year trends

Quarter	Sep-12	Dec-12	Mar-13	Jun-13	Sep-13	Dec-13	Mar-14	Jun-14	Sep-14	Dec-14	Mar-15	Jun-15	Sep-15	Dec-15	Mar-16	Jun-16	Sep-16	Dec-16	Mar-17	Jun-17
ANZSOC Divisions																				
Homicide and related offences	0	0	0	2	0	0	2	0	0	0	1	0	0	0	1	1	0	0	0	0
Acts intended to cause injury	83	133	84	75	95	86	75	58	64	91	68	92	48	88	84	105	97	124	115	87
Sexual assault and related offences	6	0	7	7	11	5	4	12	4	13	28	2	8	5	7	9	0	11	11	0
Dangerous or negligent acts endangering persons	11	10	28	21	35	17	20	31	31	15	19	20	9	15	15	21	26	17	20	27
Abduction and related offences	4	0	4	3	5	4	5	8	2	0	5	8	10	3	9	12	4	10	9	4
Robbery, extortion and related offences	0	1	0	1	5	1	3	7	0	1	3	0	1	5	5	2	2	7	0	1
Unlawful entry with intent	2	4	7	3	2	3	1	1	1	1	5	0	4	0	2	5	3	3	2	2
Theft and related offences	11	23	16	12	15	18	21	7	11	6	13	7	7	20	4	9	4	19	7	16
Deception and related offences	6	5	1	2	3	5	9	0	0	2	11	1	3	16	3	3	1	0	1	3
Illicit drug offences	19	8	15	30	13	23	23	7	16	9	14	12	16	18	14	27	17	26	32	24
Weapons and explosives offences	11	11	20	19	11	18	14	14	15	12	10	14	8	3	16	22	13	9	7	9
Property damage and environmental pollution	38	56	40	40	35	37	26	23	43	30	28	35	24	30	23	24	34	48	32	26
Public order offences	80	82	118	77	68	114	117	79	86	82	101	61	38	47	48	37	51	49	54	52
Traffic and vehicle regulatory offences	367	492	402	393	502	432	325	401	475	333	305	308	362	265	232	305	340	297	243	310
Offences against justice procedures, govt security and operations	87	126	92	95	112	119	118	56	52	40	68	39	50	44	64	65	55	86	86	76
Miscellaneous offences	1	3	3	78	27	159	35	4	13	20	12	13	6	9	10	28	24	14	21	14
TOTAL	726	954	837	858	939	1,041	798	708	813	655	691	612	594	568	537	675	671	720	640	651

Notes

This table excludes Suburban Policing Strategy (SPS) activities.

Source: PROMIS extraction received 13 October 2017

[Back to Spreadsheet Table of Contents](#)
[Statement of Purpose and Explanatory Notes](#)

ACT Policing Table 13

Selected charges from the apprehension of Aboriginal and Torres Strait Islander young people - 5 year trends

Quarter	Sep-12	Dec-12	Mar-13	Jun-13	Sep-13	Dec-13	Mar-14	Jun-14	Sep-14	Dec-14	Mar-15	Jun-15	Sep-15	Dec-15	Mar-16	Jun-16	Sep-16	Dec-16	Mar-17	Jun-17
Selected ANCO 1985 Codes																				
Murder	0	0	0	0	0	0	0	0	0	0	0	0	0	0	0	0	0	0	0	0
Attempted Murder	0	0	0	0	0	0	0	0	0	0	0	0	0	0	0	0	0	0	0	0
Driving causing death	0	0	0	0	0	0	0	0	0	0	0	0	0	0	0	0	0	0	0	0
Assault causing GBH	1	0	0	0	0	0	0	0	0	0	0	0	0	0	0	1	0	0	1	1
Assault causing ABH	4	1	0	0	2	1	0	3	1	0	0	0	0	2	0	0	0	1	5	3
Indecent exposure	0	0	0	0	0	0	0	0	0	0	0	0	0	0	0	0	0	0	0	0
Armed robbery	0	2	0	1	0	1	0	0	0	0	0	0	0	0	2	0	0	2	2	1
Burglary dwellings	0	5	2	0	4	1	1	20	6	3	0	2	1	1	0	0	0	0	0	0
Burglary shops	0	1	3	0	0	1	0	0	0	0	0	3	0	2	0	0	0	0	0	0
Fraud	0	0	0	0	0	0	0	0	0	0	0	0	0	0	0	0	0	0	0	0
Misappropriations	0	0	0	0	0	0	0	0	0	0	0	0	0	0	0	0	0	0	0	0
Motor vehicle theft	2	4	3	6	3	1	5	12	6	1	2	0	0	4	1	2	4	2	8	2
Bicycle theft	0	0	0	1	0	0	0	4	0	0	0	0	0	0	0	0	0	0	0	0
Property damage - arson	0	0	2	0	0	0	0	0	0	2	0	0	0	0	0	2	0	0	0	1
Pollution	0	0	0	0	0	0	0	0	0	0	0	0	0	0	0	0	0	0	0	0
Other environmental offences	0	0	0	0	0	0	0	0	0	0	0	0	0	0	0	0	0	0	0	0
Drug offences	1	0	0	2	1	0	0	1	0	1	2	0	0	0	0	3	0	0	1	0

Notes

This table only contains data on young people (i.e. those aged between 10 and 17 years old).

Source: PROMIS extraction received 13 October 2017

[Back to Spreadsheet Table of Contents](#)
[Statement of Purpose and Explanatory Notes](#)

ACT Policing Table 14

Charges from apprehensions by ANZSOC offence type, sex and age - 5 years to June 2017

ANZSOC Divisions	Gender			Age ranges (years, all persons)															Total
	Not entered	Female	Male	Not entered	0-9	10-14	15-17	18-21	22-24	25-29	30-34	35-39	40-44	45-49	50-54	55-59	60-64	65 yrs +	
Homicide and related offences	0	2	29	0	0	0	1	2	7	7	5	1	3	1	1	1	0	2	31
Acts intended to cause injury	0	1,180	5,111	3	0	255	460	891	670	1,055	928	688	548	377	192	99	75	50	6,291
Sexual assault and related offences	0	28	1,533	0	0	52	116	225	81	132	162	123	83	124	88	88	72	215	1,561
Dangerous or negligent acts endangering persons	0	573	2,203	0	0	5	94	445	371	530	425	322	264	143	90	43	22	22	2,776
Abduction, harassment and other offences against the person	0	49	644	0	0	9	42	60	80	117	123	101	61	61	24	3	6	6	693
Robbery, extortion and related offences	0	81	477	0	0	32	100	139	55	95	58	41	17	15	5	1	0	0	558
Unlawful entry with intent/burglary, break and enter	0	134	1,340	0	0	71	267	351	165	210	167	106	71	45	10	7	3	1	1,474
Theft and related offences	1	2,216	5,365	4	0	375	1,171	1,440	834	1,146	948	642	492	275	147	54	27	27	7,582
Fraud, deception and related offences	0	1,402	2,381	0	0	19	120	419	241	852	518	524	478	232	172	12	177	19	3,783
Illicit drug offences	1	597	3,196	3	0	54	372	892	446	577	444	340	279	176	118	56	29	8	3,794
Prohibited and regulated weapons and explosives offences	0	206	1,666	0	1	77	173	265	196	343	265	145	136	121	46	24	25	55	1,872
Property damage and environmental pollution	0	489	2,727	0	0	248	532	518	372	482	376	229	236	136	45	26	11	5	3,216
Public order offences	2	761	2,594	6	0	126	668	601	355	498	305	254	217	180	67	49	18	13	3,357
Traffic and vehicle regulatory offences	2	4,465	17,143	5	2	53	508	3,505	2,837	4,313	3,048	2,305	1,780	1,226	899	505	299	325	21,610
Offences against justice procedures, government security and government operations	1	3,589	15,584	12	0	314	1,322	3,347	2,362	3,493	2,561	1,983	1,630	946	613	265	206	120	19,174
Miscellaneous offences	0	239	993	0	0	25	69	357	139	234	102	94	70	57	32	22	18	13	1,232
Total	7	16,011	62,986	33	3	1,715	6,015	13,457	9,211	14,084	10,435	7,898	6,365	4,115	2,549	1,255	988	881	79,004

Notes

This table presents all charges recorded, not all defendants. A single defendant will usually have more than one charge

Source: PROMIS extraction received 13 October 2017

[Back to Spreadsheet Table of Contents](#)
[Statement of Purpose and Explanatory Notes](#)

ACT Policing Table 15

Charges from apprehensions by selected ANCO offence type, sex and age - 5 years to June 2017

Selected ANCO 1985 Codes	Gender			Not entered	Age ranges (years, all persons)														Total
	Not entered	Female	Male		0-9	10-14	15-17	18-21	22-24	25-29	30-34	35-39	40-44	45-49	50-54	55-59	60-64	65 yrs +	
Murder	0	1	14	0	0	0	0	1	1	5	3	1	2	1	0	0	0	1	15
Attempted Murder	0	1	2	0	0	0	0	0	0	0	1	0	0	0	1	1	0	0	3
Driving causing death	0	0	9	0	0	0	1	1	4	0	1	0	1	0	0	0	0	1	9
Assaults causing GBH	0	31	275	0	0	4	11	46	43	59	55	25	19	32	5	2	3	2	306
Assaults causing ABH	0	253	1,189	0	0	26	105	253	163	264	223	138	118	71	39	25	8	9	1,442
Indecent exposure	0	2	36	0	0	0	0	2	1	4	8	6	6	2	5	2	0	2	38
Armed robbery	0	38	284	0	0	18	41	78	41	60	44	24	7	4	4	1	0	0	322
Burglary dwellings	0	92	879	0	0	53	168	248	118	140	94	64	38	29	10	7	2	0	971
Burglary shops	0	27	194	0	0	6	35	53	18	27	37	19	14	11	0	0	1	0	221
Fraud	0	243	573	0	0	3	14	34	55	265	106	67	42	74	138	6	6	6	816
Misappropriations	0	0	0	0	0	0	0	0	0	0	0	0	0	0	0	0	0	0	0
Motor vehicle theft	0	145	720	0	0	49	170	223	132	144	84	36	19	7	1	0	0	0	865
Bicycle theft	0	12	60	0	0	6	16	9	2	11	16	4	5	2	1	0	0	0	72
Property damage -arson	0	13	90	0	0	16	19	20	6	11	8	5	7	9	0	1	1	0	103
Pollution	0	3	5	0	0	0	0	3	0	3	0	1	0	0	0	0	0	1	8
Other environmental offences	0	3	20	0	0	0	11	6	0	3	0	2	1	0	0	0	0	0	23
Drug offences	1	596	3,210	3	0	54	376	893	446	577	444	349	279	176	118	55	29	8	3,807

Notes

This table presents all charges recorded, not all defendants. A single defendant will usually have more than one charge

Source: PROMIS extraction received 13 October 2017

[Back to Spreadsheet Table of Contents](#)
[Statement of Purpose and Explanatory Notes](#)

ACT Policing Table 16

Charges by clearance type for non-Aboriginal and Torres Strait Islander people apprehended by ACT Policing - 5 year trends

Quarter	Sep-12	Dec-12	Mar-13	Jun-13	Sep-13	Dec-13	Mar-14	Jun-14	Sep-14	Dec-14	Mar-15	Jun-15	Sep-15	Dec-15	Mar-16	Jun-16	Sep-16	Dec-16	Mar-17	Jun-17
Alcohol Diversion for Young people < 18	8	16	38	7	0	14	44	5	4	4	26	2	2	2	16	3	0	1	24	1
Arrests	1,027	1,231	1,001	970	1,012	1,059	924	945	949	975	1,075	986	1,031	1,220	1,201	1,218	1,188	1,509	1,337	1,397
Cautions	197	283	217	184	203	283	239	204	188	176	153	108	117	129	101	113	89	91	78	123
Charged before Court	732	538	454	700	786	611	558	551	447	395	598	398	440	476	459	473	471	672	491	458
Court Attendance Notice	3	6	0	1	0	0	0	2	0	8	0	1	1	0	0	0	0	0	0	0
Diversionary conference	15	38	46	38	37	27	16	23	15	57	18	26	16	44	40	22	46	51	30	49
Drug Diversion	32	25	18	57	45	32	24	35	50	32	31	27	41	33	45	43	20	50	64	84
Simple cannabis offence notice	35	37	14	24	36	30	34	18	27	23	32	22	29	21	24	13	22	18	15	26
Summons	1,075	905	885	1,132	1,257	1,220	1,078	1,189	1,219	1,260	1,032	1,029	1,248	1,028	1,100	1,027	1,275	1,022	873	1,058
Voluntary agreement to attend court	0	0	0	0	0	0	0	0	0	1	0	0	0	0	0	0	0	0	0	0
Total	3,124	3,079	2,673	3,113	3,376	3,276	2,917	2,972	2,899	2,931	2,965	2,599	2,925	2,953	2,986	2,912	3,111	3,414	2,912	3,196

Notes

This table includes data on adults and young people.

Source: PROMIS extraction received 13 October 2017

[Back to Spreadsheet Table of Contents](#)
[Statement of Purpose and Explanatory Notes](#)

ACT Policing Table 17

Charges by clearance type for Aboriginal and Torres Strait Islander people apprehended by ACT Policing - 5 year trends

Quarter	Sep-12	Dec-12	Mar-13	Jun-13	Sep-13	Dec-13	Mar-14	Jun-14	Sep-14	Dec-14	Mar-15	Jun-15	Sep-15	Dec-15	Mar-16	Jun-16	Sep-16	Dec-16	Mar-17	Jun-17
Alcohol Diversion for Young people < 18	0	0	5	0	0	0	1	0	0	1	3	1	0	0	0	0	0	0	0	0
Arrests	156	187	181	158	189	271	236	245	202	313	247	233	233	254	300	276	255	307	338	333
Cautions	19	12	21	15	19	21	20	17	8	9	23	9	8	4	8	8	12	7	5	6
Charged before Court	68	98	99	108	120	72	108	128	83	78	56	94	142	77	82	77	68	86	157	102
Court Attendance Notice	0	0	1	0	0	0	0	0	0	0	0	0	0	0	0	0	0	0	0	0
Diversionary conference	3	4	4	11	7	8	9	23	9	4	9	2	2	8	1	4	3	0	4	3
Drug Diversion	1	1	0	1	0	3	0	1	0	1	3	0	0	0	0	3	0	0	1	0
Simple cannabis offence notice	2	3	1	0	1	2	3	2	2	1	0	1	1	1	3	0	1	2	0	1
Summons	32	30	50	40	45	34	27	81	81	77	60	39	77	53	45	43	82	48	51	70
Voluntary agreement to attend court	0	0	0	0	0	0	0	0	0	0	0	0	0	0	0	0	0	0	0	0
Total	281	335	362	333	381	411	404	497	385	484	401	379	463	397	439	411	421	450	556	515

Notes

This table includes data on adults and young people.

Source: PROMIS extraction received 13 October 2017

[Back to Spreadsheet Table of Contents](#)
[Statement of Purpose and Explanatory Notes](#)

ACT Policing Table 18

Charges by clearance type for non-Aboriginal and Torres Strait Islander young people apprehended by ACT Policing - 5 year trends

Quarter	Sep-12	Dec-12	Mar-13	Jun-13	Sep-13	Dec-13	Mar-14	Jun-14	Sep-14	Dec-14	Mar-15	Jun-15	Sep-15	Dec-15	Mar-16	Jun-16	Sep-16	Dec-16	Mar-17	Jun-17
Alcohol Diversion for Young people < 18	8	16	38	7	0	14	43	5	4	3	25	2	2	2	16	1	0	1	22	1
Arrests	102	112	113	81	71	54	71	51	37	63	66	82	40	54	58	62	42	63	85	58
Cautions	69	86	49	40	45	70	40	51	32	43	24	25	36	49	27	36	24	22	18	24
Charged before Court	151	64	57	118	48	33	49	32	34	23	16	23	23	48	22	28	5	46	43	25
Court Attendance Notice	0	0	0	0	0	0	0	0	0	6	0	1	0	0	0	0	0	0	0	0
Diversionary conference	12	34	41	34	34	24	13	20	13	55	17	25	14	43	37	19	34	31	18	27
Drug diversion	5	6	7	10	16	6	7	9	16	12	11	13	24	12	22	14	4	6	5	13
Simple cannabis offence notice	3	4	2	4	4	2	1	0	3	2	2	3	3	3	2	1	3	0	0	1
Summons	77	54	35	63	44	32	38	32	47	40	28	47	58	47	24	34	25	47	27	33
Voluntary agreement to attend court	0	0	0	0	0	0	0	0	0	0	0	0	0	0	0	0	0	0	0	0
Total	427	376	342	357	262	235	262	200	186	247	189	221	200	258	208	195	137	216	218	182

Notes

This table only contains data on young people (i.e. those aged between 10 and 17 years old).

Source: PROMIS extraction received 13 October 2017

[Back to Spreadsheet Table of Contents](#)
[Statement of Purpose and Explanatory Notes](#)

ACT Policing Table 19 Charges by clearance type for Aboriginal and Torres Strait Islander young people apprehended by ACT Policing - 5 year trends

Quarter	Sep-12	Dec-12	Mar-13	Jun-13	Sep-13	Dec-13	Mar-14	Jun-14	Sep-14	Dec-14	Mar-15	Jun-15	Sep-15	Dec-15	Mar-16	Jun-16	Sep-16	Dec-16	Mar-17	Jun-17
Alcohol Diversion for Young people < 18	0	0	5	0	0	0	1	0	0	1	3	1	0	0	0	0	0	0	0	0
Arrests	10	23	55	21	30	57	34	56	24	20	34	15	17	17	27	25	18	36	46	41
Cautions	6	6	5	6	4	2	6	6	0	1	5	0	3	1	1	3	3	3	2	1
Charged before Court	17	28	29	5	45	6	17	62	19	10	11	7	0	3	3	2	4	8	14	7
Court Attendance Notice	0	0	0	0	0	0	0	0	0	0	0	0	0	0	0	0	0	0	0	0
Diversionary conference	3	4	4	9	5	4	9	23	7	4	7	2	2	8	1	3	1	0	3	1
Drug diversion	0	0	0	0	0	0	0	1	0	0	2	0	0	0	0	3	0	0	0	0
Simple cannabis offence notice	0	0	0	0	0	0	0	0	0	0	0	0	0	0	0	0	0	0	0	0
Summons	6	5	10	13	5	3	4	27	3	11	4	8	10	3	1	5	7	7	6	4
Voluntary agreement to attend court	0	0	0	0	0	0	0	0	0	0	0	0	0	0	0	0	0	0	0	0
Total	42	66	108	54	89	72	71	175	53	47	66	33	32	32	33	41	33	54	71	54

Notes

This table only contains data on young people (i.e. those aged between 10 and 17 years old).

Source: PROMIS extraction received 13 October 2017

[Back to Spreadsheet Table of Contents](#)
[Statement of Purpose and Explanatory Notes](#)

ACT Policing Table 20 **Traffic and transport information - 5 year trends**

Quarter	Licensed drivers in ACT (Access Canberra data)	Total Traffic Infringement notices (TINS) (including speeding)	Quarterly TINS (including speeding) per 1,000 licensed drivers	Total Traffic Infringement cautions (TICS) (including speeding)	Quarterly TICS (including speeding) per 1,000 licensed drivers	Speeding TINS	Quarterly speeding TINS per 1,000 licensed drivers	Speeding cautions	Quarterly speeding cautions per 1,000 licensed drivers	Random breath tests conducted (RBT)	Quarterly RBTs per 1,000 licensed drivers	Number of persons charged with drink driving	Quarterly number of persons charged with drink driving per 1,000 licensed drivers	Random roadside drug tests (RRDT) conducted	RRDT Tests returning positive reading	Unlicensed driving offences - license disqualified or suspended	Quarterly unlicensed driving offences - license disqualified or suspended per 1,000 licensed drivers	Unlicensed driving offences - never held licence	Quarterly unlicensed driving offences - never held licence, per 1,000 licensed drivers	Road crashes resulting in injury (not fatalities)	Quarterly road crashes resulting in injury (not fatalities) per 100,000 population	Road crashes resulting in death	Quarterly road crashes resulting in death per 100,000 population
Sep-12	298,787	4,509	15.1	2,192	7.3	1,834	6.1	724	2.4	20,149	67.4	327	1.1	549	11	217	0.7	44	0.1	159	42.0	3	0.8
Dec-12	300,189	4,073	13.6	1,982	6.6	1,630	5.4	598	2.0	27,802	92.6	355	1.2	499	3	264	0.9	36	0.1	161	42.4	4	1.1
Mar-13	301,997	3,952	13.1	1,835	6.1	1,762	5.8	641	2.1	24,223	80.2	304	1.0	601	14	207	0.7	31	0.1	165	43.2	4	1.0
Jun-13	303,365	4,134	13.6	1,976	6.5	1,721	5.7	630	2.1	28,617	94.3	310	1.0	430	16	194	0.6	35	0.1	156	40.7	0	0.0
Sep-13	304,912	3,995	13.1	1,974	6.5	1,794	5.9	695	2.3	32,436	106.4	394	1.3	644	41	226	0.7	34	0.1	146	37.9	2	0.5
Dec-13	305,984	3,953	12.9	2,239	7.3	1,703	5.6	791	2.6	44,301	144.8	348	1.1	754	45	279	0.9	33	0.1	153	39.6	1	0.3
Mar-14	307,524	3,194	10.4	1,785	5.8	1,060	3.4	517	1.7	31,144	101.3	276	0.9	628	78	235	0.8	29	0.1	169	43.5	5	1.3
Jun-14	308,277	3,391	11.0	1,985	6.4	1,195	3.9	631	2.0	36,375	118.0	325	1.1	516	104	238	0.8	26	0.1	178	45.7	2	0.5
Sep-14	310,062	4,170	13.4	2,248	7.3	1,718	5.5	855	2.8	34,895	112.5	358	1.2	802	127	264	0.9	31	0.1	169	43.2	2	0.5
Dec-14	311,201	2,990	9.6	1,722	5.5	877	2.8	485	1.6	45,138	145.0	274	0.9	574	83	197	0.6	33	0.1	144	36.7	3	0.8
Mar-15	313,191	2,486	7.9	1,599	5.1	890	2.8	541	1.7	30,644	97.8	247	0.8	610	66	197	0.6	30	0.1	176	44.5	1	0.3
Jun-15	314,133	2,447	7.8	1,593	5.1	766	2.4	516	1.6	31,085	99.0	274	0.9	360	68	199	0.6	23	0.1	160	40.3	5	1.3
Sep-15	315,700	3,489	11.1	2,094	6.6	1,368	4.3	719	2.3	30,709	97.3	325	1.0	616	63	240	0.8	30	0.1	142	35.6	4	1.0
Dec-15	316,847	2,474	7.8	1,459	4.6	787	2.5	424	1.3	28,978	91.5	242	0.8	504	61	164	0.5	28	0.1	136	34.0	5	1.3
Mar-16	318,673	2,668	8.4	1,742	5.5	896	2.8	529	1.7	33,669	105.7	245	0.8	884	78	201	0.6	19	0.1	139	34.6	1	0.2
Jun-16	320,305	2,505	7.8	1,596	5.0	787	2.5	405	1.3	33,295	103.9	243	0.8	480	59	238	0.7	20	0.1	163	40.4	2	0.5
Sep-16	321,807	3,517	10.9	2,035	6.3	1,288	4.0	514	1.6	21,370	66.4	234	0.7	703	155	287	0.9	28	0.1	131	32.3	4	1.0
Dec-16	322,760	2,872	8.9	1,834	5.7	848	2.6	358	1.1	28,156	87.2	253	0.8	654	152	254	0.8	51	0.2	143	35.2	3	0.7
Mar-17	324,389	2,664	8.2	1,436	4.4	794	2.4	335	1.0	13,362	41.2	205	0.6	575	88	228	0.7	39	0.1	117	28.6	3	0.7
Jun-17	325,678	3,482	10.7	2,139	6.6	1,154	3.5	524	1.6	21,640	66.4	251	0.8	534	108	251	0.8	26	0.1	147	n/a	1	n/a

Notes

Random roadside drug testing started in the Australian Capital Territory in May 2011. The RRDT program is highly targeted so rates are not produced for RRDTs

Source: PROMIS extraction received 13 October 2017

[Back to Spreadsheet Table of Contents](#)
[Statement of Purpose and Explanatory Notes](#)

ACT Policing Table 21

Criminal Infringement Notices - 5 year trends

Quarter	Sep-12	Dec-12	Mar-13	Jun-13	Sep-13	Dec-13	Mar-14	Jun-14	Sep-14	Dec-14	Mar-15	Jun-15	Sep-15	Dec-15	Mar-16	Jun-16	Sep-16	Dec-16	Mar-17	Jun-17
Abuse threaten intimidate staff	2	0	2	0	1	0	0	0	2	1	0	7	1	1	0	2	2	1	0	0
Consume liquor at certain public places	20	33	32	24	13	16	28	15	5	12	4	5	5	15	70	17	15	8	8	1
Deface private premises	1	2	0	3	0	4	1	0	1	2	2	0	9	1	0	2	5	0	1	2
Deface public premises	2	0	4	3	1	0	3	4	0	0	0	0	9	2	3	2	1	0	4	8
Engage in prohibited behaviour in a protected area in contravention of section 87	0	0	0	0	0	0	0	0	0	0	0	0	0	0	0	3	0	0	4	0
Exceed occupancy loading - corporation	0	0	0	0	0	0	0	0	0	0	0	0	1	1	0	0	0	0	0	0
Exceed occupancy loading - licensee	0	0	0	1	0	0	0	1	0	0	0	0	0	0	2	0	0	0	0	0
Fail to cease noise from premises	1	1	0	0	0	0	0	0	0	1	0	2	1	1	0	0	0	1	0	0
Fail to comply with direction given under section 22	0	0	0	0	0	0	0	0	0	0	1	0	0	0	0	0	0	0	0	0
Fail to keep licence or permit at premises	1	0	0	0	0	0	0	0	1	0	0	0	0	0	0	0	0	0	0	0
Fail to leave premises when directed	24	12	4	7	13	18	10	22	13	37	7	15	8	17	12	11	16	9	10	6
Fail to keep incident register	0	0	0	0	0	0	0	0	1	0	0	0	0	0	0	0	0	0	0	0
Failure to state name and/or address when asked	0	0	0	0	0	0	0	0	0	1	0	0	0	0	0	0	0	0	0	0
Possess prohibited item	0	0	0	0	0	0	0	0	0	0	1	0	0	0	0	0	0	0	0	0
Remain in or re-enter vicinity of premises in contravention of Section 138(1) Liquor Act	0	0	0	0	0	0	0	0	0	0	0	0	0	0	0	0	0	0	0	0
Smoke in a vehicle with a child	2	0	3	1	2	4	0	2	2	1	2	2	1	2	2	1	1	0	3	1
Supply liquor to Intoxicated person	0	0	0	1	0	0	2	2	0	2	1	0	0	3	3	2	1	0	0	0
Unauthorised entry to event venue (playing surface)	0	0	0	0	0	0	0	0	0	0	2	0	0	0	0	0	0	0	0	0
Urinating in a public place	78	78	49	83	75	52	37	55	68	58	36	62	39	42	65	40	37	35	29	25

Notes

The Profile's Explanatory Notes list all possible Criminal Infringement Notices (CIN). A particular CIN will only be listed in this table if it has been issued and recorded in the last 5 years. The 'Supply liquor to intoxicated person' CINs could be one of six different 'supply liquor to intoxicated person' offences listed in the explanatory notes.

Source: Warrants, Infringements & Information Access Team, received 13 October 2017

[Back to Spreadsheet Table of Contents](#)
[Statement of Purpose and Explanatory Notes](#)

ACT Policing Table 22

Protective custody for intoxication by age, sex and Aboriginal and Torres Strait Islander status - 5 year trends

Quarter			Sep-12	Dec-12	Mar-13	Jun-13	Sep-13	Dec-13	Mar-14	Jun-14	Sep-14	Dec-14	Mar-15	Jun-15	Sep-15	Dec-15	Mar-16	Jun-16	Sep-16	Dec-16	Mar-17	Jun-17
Protective Custody for Intoxication																						
Young People	Non-Aboriginal and Torres Strait Islander	Female	5	6	5	0	0	2	4	0	1	3	2	1	1	0	0	0	0	2	8	0
		Male	3	2	11	5	4	4	4	1	1	7	1	0	2	5	7	2	0	2	6	0
	Aboriginal and Torres Strait Islander	Female	0	1	1	0	0	0	1	1	0	0	0	1	1	0	0	1	0	0	0	0
		Male	1	0	1	0	3	1	1	0	0	0	1	0	0	2	1	0	1	1	3	0
Adults	Non-Aboriginal and Torres Strait Islander	Female	26	25	27	22	8	21	14	21	20	24	20	22	27	31	29	36	23	30	26	28
		Male	143	140	144	143	124	158	135	119	133	172	177	129	153	197	193	170	196	202	192	177
	Aboriginal and Torres Strait Islander	Female	8	2	4	4	5	6	4	4	2	10	10	6	2	12	13	3	14	0	10	7
		Male	17	18	20	8	26	19	15	14	14	26	20	19	19	24	27	28	27	38	31	31
Totals	Non-Aboriginal and Torres Strait		177	173	187	170	136	185	157	141	155	206	200	152	183	233	229	208	219	236	232	205
	Aboriginal and Torres Strait Islander		26	21	26	12	34	26	21	19	16	36	31	26	22	38	41	32	42	39	44	38
	Female		39	34	37	26	13	29	23	26	23	37	32	30	31	43	42	40	37	32	44	35
	Male		164	160	176	156	157	182	155	134	148	205	199	148	174	228	228	200	224	243	232	208
All protective custody for intoxication			203	194	213	182	170	211	178	160	171	242	231	178	205	271	270	240	261	275	276	243

Notes

Source: PROMIS extraction received 13 October 2017

[Back to Spreadsheet Table of Contents](#)
[Statement of Purpose and Explanatory Notes](#)

ACT Policing Table 23 **Non alcohol drug summary information - 5 year trends**

Quarter	Sep-12	Dec-12	Mar-13	Jun-13	Sep-13	Dec-13	Mar-14	Jun-14	Sep-14	Dec-14	Mar-15	Jun-15	Sep-15	Dec-15	Mar-16	Jun-16	Sep-16	Dec-16	Mar-17	Jun-17
Drug incidents	102	79	58	104	91	105	96	92	119	89	92	89	93	91	106	99	101	104	112	170
Separate drug seizures	401	572	304	589	556	604	441	676	550	566	596	579	490	656	422	553	544	496	473	603
Drug related arrests and summons	48	42	34	51	45	51	34	48	43	54	42	55	50	55	50	52	62	53	51	55
Drug related separate charges	65	54	46	67	50	73	42	67	70	82	57	92	64	73	73	70	105	87	72	74
Adult drug diversions	28	20	11	48	29	29	17	26	34	21	21	14	17	21	23	29	16	44	60	71
Juvenile drug diversions	5	6	7	10	16	6	7	10	16	12	13	13	24	12	22	17	4	6	5	13
Total drug diversions	33	26	18	58	45	35	24	36	50	33	34	27	41	33	45	46	20	50	65	84

Notes

Drug diversions data may change as a referred offender may fail to attend or complete the program.

Source: PROMIS extraction received 13 October 2017

[Back to Spreadsheet Table of Contents](#)
[Statement of Purpose and Explanatory Notes](#)

ACT Policing Table 24 **Number of each drug type seized - 5 year trends**

Quarter	Sep-12	Dec-12	Mar-13	Jun-13	Sep-13	Dec-13	Mar-14	Jun-14	Sep-14	Dec-14	Mar-15	Jun-15	Sep-15	Dec-15	Mar-16	Jun-16	Sep-16	Dec-16	Mar-17	Jun-17
Amphetamine	56	128	44	88	107	111	63	103	95	103	92	85	122	155	102	158	149	116	106	137
Cannabis	187	241	137	273	228	243	238	279	200	210	241	278	176	204	165	182	175	138	187	190
Cocaine	11	14	1	9	7	14	6	33	8	19	26	22	23	16	12	24	16	40	36	68
Heroin	12	19	9	32	21	19	2	18	12	21	21	7	13	24	5	12	12	7	5	5
MDMA (recorded separately from 2002)	16	22	6	19	4	11	17	27	32	17	9	21	12	30	25	29	30	39	32	34
Other	119	148	107	168	189	206	115	216	203	196	207	166	144	227	113	148	162	156	107	169
Total	401	572	304	589	556	604	441	676	550	566	596	579	490	656	422	553	544	496	473	603

Notes

The breakdown of drug seizure statistics by drug type is performed by the ACT Government Analytical Laboratory (ACTGAL).

Source: PROMIS extraction received 13 October 2017

[Back to Spreadsheet Table of Contents](#)
[Statement of Purpose and Explanatory Notes](#)

ACT Policing Table 25

Victims in the Australian Capital Territory by selected crime type - 5 years trends

Quarter	Sep-12	Dec-12	Mar-13	Jun-13	Sep-13	Dec-13	Mar-14	Jun-14	Sep-14	Dec-14	Mar-15	Jun-15	Sep-15	Dec-15	Mar-16	Jun-16	Sep-16	Dec-16	Mar-17	Jun-17
Assault	525	592	552	480	495	522	492	466	444	467	480	462	463	630	616	587	638	737	724	620
Blackmail/Extortion	0	0	0	0	1	0	0	0	1	0	0	2	2	2	0	1	5	3	4	2
Burglary	540	542	488	632	495	460	526	578	536	569	508	677	581	705	566	623	547	569	709	605
Homicide and related	4	0	3	0	0	1	2	0	1	1	3	2	1	1	3	0	0	1	2	1
Kidnap / Abduction	4	2	1	2	2	2	1	2	1	0	2	0	2	0	0	1	0	2	1	1
Motor Vehicle Theft	231	225	205	211	161	182	206	195	181	263	273	305	254	248	167	348	333	233	392	315
Other Theft	2,350	2,586	2,504	2,540	2,186	2,247	2,266	2,251	2,148	2,397	2,417	3,004	2,595	2,999	2,208	2,815	2,481	2,133	2,588	2,251
Property damage	1,258	1,434	1,377	1,300	1,142	1,032	1,045	974	967	1,049	1,158	1,400	1,136	1,487	1,077	1,236	1,147	1,107	1,481	1,360
Robbery	72	43	41	46	47	36	49	41	58	42	47	44	35	23	26	48	54	61	68	52
Sexual related offences	88	92	86	96	91	83	72	73	73	79	80	87	66	65	89	76	93	112	105	92

Notes

This table compiles data on victims of offences. Victims may appear multiple times in the one offence.

Source: PROMIS extraction received 13 October 2017

[Back to Spreadsheet Table of Contents](#)
[Statement of Purpose and Explanatory Notes](#)

ACT Policing Table 26

Victims by age and sex where both are known - 5 years to June 2017

Age of victim (years)	Female (n)	Proportion female of combined total	Male (n)	Proportion male of combined total
0 to 9yrs	339	0.5%	338	0.4%
10 to 14yrs	721	1.0%	695	0.9%
15 to 17yrs	1216	1.6%	1072	1.4%
18 to 21yrs	3760	5.0%	3840	5.1%
22 to 24yrs	3056	4.1%	3436	4.6%
25 to 29yrs	4600	6.1%	6035	8.0%
30 to 34yrs	3785	5.0%	5283	7.0%
35 to 39yrs	3260	4.3%	4391	5.8%
40 to 44yrs	3110	4.1%	4053	5.4%
45 to 49yrs	2699	3.6%	3403	4.5%
50 to 54yrs	2112	2.8%	2983	4.0%
55 to 59yrs	1514	2.0%	2292	3.0%
60 to 64yrs	1049	1.4%	1662	2.2%
65 to 69yrs	792	1.1%	1203	1.6%
70 to 79yrs	822	1.1%	1024	1.4%
80 AND OVER	380	0.5%	337	0.4%
Total	33,215	44.1%	42,047	55.9%

Notes

Source: PROMIS extraction received 13 October 2017

[Back to Spreadsheet Table of Contents](#)
[Statement of Purpose and Explanatory Notes](#)

ACT Policing Table 27

Victims in the Australian Capital Territory by selected crime types and how the incident was cleared - 5 years to June 2017

Offence type	Assault	Blackmail / Extortion	Burglary	Homicide and related	Kidnap / Abduction	Motor Vehicle Theft	Other Theft	Property damage	Robbery	Sexual related offences
Clearance type										
Alcohol diversion for young people < 18	2	0	1	0	0	0	0	0	0	0
Arrest	2258	7	345	12	5	189	714	1180	186	160
Arrested overseas with significant AFP assistance	1	0	0	0	0	0	0	0	0	0
Assault - unable to differentiate victim/offender	748	0	0	0	0	0	0	8	0	0
Assault- inadequate evidence to support allegation	1356	0	2	0	2	0	12	11	11	123
Caution	157	0	15	0	0	7	840	138	3	12
Charge withdrawn	79	0	21	0	0	12	166	72	7	6
Charged before court	126	1	147	3	0	79	271	147	37	20
Civil reconciliation between offender/victim	60	0	7	0	0	16	663	373	1	4
Cleared otherwise	7	0	0	0	0	0	1	4	1	2
Complaint withdrawn by victim	2134	2	99	0	3	79	1584	747	59	363
Court attendance notice	0	0	1	0	0	0	3	0	0	1
Diversionary conference	48	0	14	0	0	13	160	62	1	1
Drug diversion	0	0	0	0	0	0	1	0	0	0
Family Violence - Not enough evidence to proceed	254	0	3	0	0	0	5	71	0	4
Infringement notice	1	0	0	0	0	1	99	55	0	0
Insufficient evidence to proceed	20	0	3	0	0	1	15	13	0	5
Offence passed to another agency	255	0	4	0	1	14	21	24	1	235
Offender entered an undertaking to keep the peace	6	0	0	0	0	0	1	2	0	0
Offender identified - child under 10 yrs old	32	0	0	0	0	0	7	27	0	13
Offender identified - deceased	3	0	5	2	0	4	6	2	0	8
Offender identified - diplomatic immunity	7	0	0	0	0	0	9	2	0	1
Summons	535	0	140	4	1	58	940	285	55	97
Unfounded	787	1	121	1	3	58	650	309	21	213
Warrant	25	0	12	0	0	3	30	10	5	3
Sub-total cleared	8901	11	940	22	15	534	6198	3542	388	1271
Not cleared	3731	13	12485	8	12	5327	49809	24738	747	639
Total	12632	24	13425	30	27	5861	56007	28280	1135	1910

Notes

ACT Policing started using the clearance type "Offender entered an undertaking to keep the peace" on 30 December 2011. It was introduced by ACT Policing to this table in the June 2014 quarter. No data was provided for this clearance type prior to June 2014.

Source: PROMIS extraction received 13 October 2017

[Back to Spreadsheet Table of Contents](#)
[Statement of Purpose and Explanatory Notes](#)

ACT Ambulance Service Table 1 ACT alcohol-related ambulance attendances by age grouping - 5 year trends

	Age grouping												Totals
Quarter	0-9 years	10-14 years	15-17 years	18-24 years	25-29 years	30-39 years	40-49 years	50-59 years	60-69 years	70-79 years	80-89 years	90+ years	
Sep-12	<5	<5	25	105	42	91	86	76	43	30	16	<5	521
Dec-12	<5	<5	23	127	51	102	84	67	55	28	26	<5	570
Mar-13	<5	8	35	132	76	123	114	73	58	15	13	<5	649
Jun-13	<5	<5	24	129	53	92	89	62	47	21	16	<5	538
Sep-13	<5	<5	17	108	43	102	95	78	49	24	18	6	544
Dec-13	<5	<5	10	109	69	93	94	64	46	24	12	<5	526
Mar-14	<5	<5	31	128	47	98	82	91	55	22	23	6	587
Jun-14	<5	<5	17	105	60	86	65	58	35	28	14	8	480
Sep-14	<5	<5	24	86	44	89	75	64	36	20	10	<5	454
Dec-14	<5	6	20	115	46	110	123	84	44	34	19	5	606
Mar-15	<5	<5	16	116	54	88	110	65	49	20	20	9	550
Jun-15	<5	<5	28	90	44	83	81	66	48	22	19	5	490
Sep-15	<5	<5	21	104	42	108	91	68	47	21	14	11	528
Dec-15	<5	<5	18	98	41	127	97	65	63	43	21	7	580
Mar-16	<5	7	17	127	54	119	96	72	43	23	16	7	581
Jun-16	<5	5	21	92	50	91	88	48	50	21	18	<5	488
Sep-16	<5	<5	17	106	41	100	89	45	47	21	11	<5	485
Dec-16	<5	8	30	137	51	114	98	52	44	34	18	<5	588
Mar-17	<5	11	25	131	48	129	108	72	49	28	17	<5	619
Jun-17	<5	9	19	110	43	80	86	56	44	30	21	<5	501
Totals	5	89	438	2,255	999	2,025	1,851	1,326	952	509	342	94	10,885
Percentage of total	0.0%	0.8%	4.0%	20.7%	9.2%	18.6%	17.0%	12.2%	8.7%	4.7%	3.1%	0.9%	100.0%

Notes

ACT Ambulance Paramedics complete an electronic patient care record (ePCR) for all patient contacts. ePCR's are not designed for research purposes and may not record all information required for research. As the purpose of the ePCR is to record assessment and treatment, paramedics will record alcohol involvement only if it is pertinent to the case in their opinion. Paramedics do not have the ability to directly measure alcohol in a patient's breath or blood, thus the determination of alcohol intoxication is made by paramedics based on assessment of the patient, or information provided by the patient or others present

Source: ACT Amulance Service, 2 May 2017

[Back to Spreadsheet Table of Contents](#)
[Statement of Purpose and Explanatory Notes](#)

ACT Ambulance Service Table 2 ACT alcohol-related ambulance attendances by location type - 5 year trends

Quarter	Location Type																
	Airport	Custodial Facility	General Practitioners / Community Clinic	Hospital	Licensed Premises - Hotel or Club	Nursing Home / Supported Accommodation	Other	Police Station	Private Residence	Public Place	Public Transport / Station	Recreation / Sporting Complex	School	Street / Car Park / Public Road	Vehicle	Workplace	Totals
Sep-12	<5	<5	<5	<5	42	11	8	14	310	44	<5	<5	<5	82	<5	<5	528
Dec-12	<5	<5	<5	<5	35	9	9	6	339	39	<5	<5	<5	123	<5	7	574
Mar-13	<5	<5	5	<5	36	10	21	22	365	49	<5	<5	<5	127	<5	6	658
Jun-13	<5	<5	<5	<5	36	12	20	7	313	33	<5	8	7	104	<5	5	549
Sep-13	<5	<5	6	<5	41	15	14	14	324	38	<5	<5	<5	78	<5	11	550
Dec-13	<5	<5	<5	<5	41	5	13	18	297	38	<5	<5	<5	105	<5	7	532
Mar-14	<5	<5	5	<5	33	6	15	17	361	37	<5	7	7	100	<5	<5	595
Jun-14	<5	<5	7	<5	38	10	5	11	284	15	<5	5	<5	91	<5	11	486
Sep-14	<5	<5	<5	<5	24	7	10	6	298	32	<5	<5	<5	63	<5	<5	458
Dec-14	<5	<5	5	5	47	12	17	14	365	34	<5	9	6	98	<5	<5	617
Mar-15	<5	<5	6	<5	31	6	16	15	319	37	<5	6	<5	109	<5	5	558
Jun-15	<5	<5	<5	<5	31	12	18	6	292	35	<5	6	<5	77	<5	8	496
Sep-15	<5	<5	<5	<5	35	11	11	11	320	35	<5	<5	6	91	<5	<5	524
Dec-15	<5	<5	5	<5	27	16	13	11	375	43	<5	5	<5	83	<5	<5	591
Mar-16	<5	<5	5	<5	35	14	14	9	347	53	<5	<5	<5	108	<5	<5	600
Jun-16	<5	<5	<5	<5	29	13	9	10	304	30	<5	<5	6	82	<5	5	492
Sep-16	<5	<5	<5	<5	39	8	7	16	290	26	<5	5	<5	91	<5	5	496
Dec-16	<5	<5	<5	<5	44	5	18	8	346	46	<5	<5	<5	119	<5	<5	602
Mar-17	<5	<5	9	<5	46	9	12	12	361	57	<5	<5	<5	106	<5	5	626
Jun-17	<5	<5	7	<5	21	10	12	13	292	44	<5	<5	<5	93	<5	<5	508
Totals	8	20	72	38	711	201	262	240	6,502	765	17	85	76	1,930	12	101	11,040
Percentage of total	0.1%	0.2%	0.7%	0.3%	6.4%	1.8%	2.4%	2.2%	58.9%	6.9%	0.2%	0.8%	0.7%	17.5%	0.1%	0.9%	100.0%

Notes

Data for Licensed Premise - Hotel or Club may be under reported. Ambulances are often not dispatched to licensed premises directly, but instead to the road or public area adjacent to the premises (possibly due to an intoxicated person no longer being on the licensed premise). Such cases may have a location type of licensed premises, public place, or road. Where a patient is located in a public place, it is difficult to determine which (if any) licensed premise the patient has attended, and this information is rarely recorded.

Source: ACT Amulance Service, 2 May 2017

[Back to Spreadsheet Table of Contents](#)
[Statement of Purpose and Explanatory Notes](#)

ACT Health Table 1 Alcohol and other drug behavioural disorders presenting to ACT Health Emergency Departments by drug type - 5 year trends

Quarter	Alcohol	Opioid	Cannabis	Sedatives / Hypnotics	Cocaine	Stimulants	Hallucinogens	Multiple Drugs	Tobacco	Volatile solvents	All Alcohol and other drugs
Sep-12	149	5	6	<5	<5	17	0	32	0	0	211
Dec-12	185	7	<5	<5	<5	18	0	35	0	<5	246
Mar-13	185	7	<5	<5	<5	12	<5	16	0	0	228
Jun-13	158	<5	7	<5	0	14	<5	22	0	0	207
Sep-13	133	<5	<5	<5	<5	10	0	17	<5	0	170
Dec-13	158	5	<5	<5	0	13	<5	31	0	0	213
Mar-14	161	5	<5	<5	0	13	0	35	0	0	219
Jun-14	173	<5	<5	0	<5	9	<5	22	0	0	209
Sep-14	141	<5	<5	<5	0	21	<5	16	0	<5	192
Dec-14	226	7	<5	<5	0	15	<5	28	0	0	279
Mar-15	182	5	<5	<5	0	17	<5	17	0	0	226
Jun-15	158	7	6	0	0	25	<5	26	0	0	224
Sep-15	177	9	<5	<5	<5	13	0	43	0	0	250
Dec-15	194	7	<5	<5	0	18	<5	45	0	0	269
Mar-16	204	6	6	0	0	10	0	35	0	0	261
Jun-16	173	9	0	0	0	13	0	45	0	0	240
Sep-16	179	5	9	<5	0	10	<5	66	0	0	276
Dec-16	192	<5	<5	<5	<5	10	<5	63	0	0	275
Mar-17	179	5	<5	<5	<5	12	0	38	0	0	238
Jun-17	140	6	<5	5	<5	7	0	50	0	0	208
Total	3447	90	28	5	0	277	0	682	0	0	4641


Notes

<5' stands for 'less than 5'. This is used where the confidentiality policy of ACT Health dictates that numbers less than 5 should not be provided as confidential details of patient care may be unintentionally released. Where <5 is used this result does not contribute to the total.

Source: ACT Health directorate, May 2017

[Back to Spreadsheet Table of Contents](#)
[Statement of Purpose and Explanatory Notes](#)

ACT Health Table 2 Emergency Department presentations for assault by place of occurrence - 5 year trends



Notes
ACT Health has advised that: 1) data ACT Health has provided since September 2015 from emergency departments emergency department presentations for assault by place of occurrence (ACT Health Table 2) has included only a single month’s worth of data for each quarter; 2) coding of data for assault locations in ACT Health Table 2 by emergency departments in ACT has ceased, effective from the start of July 2015. Alternate data sets on assaults are being considered for future Profiles.
Source: ACT Health directorate, June 2017

[Back to Spreadsheet Table of Contents](#)
[Statement of Purpose and Explanatory Notes](#)

ACT Health Table 3 ACT Sobering Up Shelter referrals and placements by Aboriginal and Torres Strait Islander Status - 5 year trends

Quarter	Total number of referrals to the Sobering Up Shelter	Percent of referrals involving alcohol intoxication	Percent of all referrals made by police	Percent of police referrals that are Aboriginal and Torres Strait Islander people	Number of people referred who occupied a bed	Number of Non-Aboriginal and Torres Strait Islander people that occupied a bed	Number of Aboriginal and Torres Strait Islander people that occupied a bed
Sep-12	127	94%	92%	6%	71	65	6
Dec-12	142	98%	95%	3%	94	91	3
Mar-13	101	99%	90%	6%	69	68	1
Jun-13	119	96%	92%	7%	79	73	6
Sep-13	115	96%	92%	7%	80	73	7
Dec-13	159	97%	89%	4%	100	96	4
Mar-14	145	99%	96%	2%	103	101	2
Jun-14	118	99%	95%	2%	74	72	2
Sep-14	125	99%	96%	5%	81	75	6
Dec-14	124	98%	97%	5%	87	83	4
Mar-15	121	97%	88%	7%	78	67	11
Jun-15	115	97%	90%	2%	59	57	2
Sep-15	126	97%	87%	5%	74	72	2
Dec-15	146	99%	88%	7%	85	77	8
Mar-16	144	99%	83%	5%	94	87	7
Jun-16	130	99%	88%	5%	55	49	6
Sep-16	143	99%	89%	5%	87	81	6
Dec-16	136	96%	85%	11%	94	81	13
Mar-17	154	98%	82%	8%	87	76	11
Jun-17	107	93%	88%	9%	65	59	6

Notes

The ACT Sobering Up Shelter Provides overnight support for persons recovering from both alcohol and/or other drugs intoxication. Further details are provided in the explanatory notes

Source: Extracted from the CatholicCare ACT Minimum Data Set, 10 May 2017

[Back to Spreadsheet Table of Contents](#)
[Statement of Purpose and Explanatory Notes](#)

Domestic Violence Crisis Service Table 1 Domestic Violence Crisis Service Clients and Client Demographics - SPECIALIST HOMELESSNESS INFORMATION SYSTEM TEST DATA

Month	Identified clients	Anonymous clients	Total clients	Referral source		Gender				Age groupings									CALD and Disability status				Relationship type		
				ACT Policing	Other	Female	Male	Other	Total registered clients	0-14 years	15-17 years	18-20 years	21-25 years	26-35 years	36-45 years	46-55 years	56-65 years	66+ years	Identified as Aboriginal and Torres Strait Islander	Identified as Culturally and Linguistically Diverse (CALD)	Non-permanent resident	Disclosed disability	Heterosexual	Same sex	Other
Aug-17	719	n/a	719	250	145	606	110	3	719	30	5	29	76	199	176	83	26	19	58	109	34	57	372	11	7
Sep-17	677	47	630	225	138	582	88	7	677	18	6	23	72	185	156	65	20	11	53	101	26	50	343	9	7

Notes

The Domestic Violence Crisis Service (DVCS) retired its own unique database at the end of 2016 and now utilises the Specialist Homelessness Information Platform (SHIP). SHIP is a client management system commonly used in the social services sector, developed and maintained by the Australian Institute of Health and Welfare. DVCS commenced using SHIP on 1 January 2017, however implementation was delayed. The June 2017 Profile has released out of cycle test data for August and September 2017. This will be replaced with higher integrity data in the December 2017 Profile. Note some clients may be counted as both Aboriginal and Torres Strait Islander and CALD, or CALD and Non-permanent resident. These clients may also have a disclosed disability.

Source: Domestic Violence Crisis Service, 3 October 2017

[Back to Spreadsheet Table of Contents](#)
[Statement of Purpose and Explanatory Notes](#)

Domestic Violence Crisis Service Table 2 Domestic Violence Crisis Service Activities - SPECIALIST HOMELESSNESS INFORMATION PLATFORM TEST DATA

Month	Contacts												Program activities							
	Incoming contacts				Outgoing contacts				Face to face contacts				Young peoples' outreach	Staying at home	Room for change	Room for change partner contacts	Domestic Abuse Program Partner Contact	Support group adults	Support group children	
	Phone calls	Attempted phone calls	Emails, SMSs, Social Media	Total	Phone calls	Attempted phone calls	Emails, SMSs, Social Media	Total	Crisis interventions	Court advocacy program	Other	Total								
Aug-17	1,003	332	989	2,324	840	350	949	2,139	48	54	43	145	24	25	16	1	3	13	0	
Sep-17	882	256	815	1,953	1,438	536	829	2,803	35	40	31	106	24	26	15	1	3	10	0	

Notes

The Domestic Violence Crisis Service (DVCS) retired its own unique database at the end of 2016 and now utilises the Specialist Homelessness Information Platform (SHIP). SHIP is a client management system commonly used in the social services sector, developed and maintained by the Australian Institute of Health and Welfare. DVCS commenced using SHIP on 1 January 2017, however implementation was delayed. The June 2017 Profile has released out of cycle test data for August and September 2017. This will be replaced with higher integrity data in the December 2017 Profile.

The DVCS Court Advocacy Program (CAP) started operating in October 2010. One individual may be supported multiple times in a quarter through CAP. CAP outcomes include final or interim domestic violence orders (including exclusions or under the same roof), undertakings, warning letters and/or prosecuting a criminal matter.

Source: Domestic Violence Crisis Service, 3 October 2017

[Back to Spreadsheet Table of Contents](#)
[Statement of Purpose and Explanatory Notes](#)

Restorative Justice Table 1 Summary of Restorative Justice Unit activity - 5 year trends

Quarter	Sep-12	Dec-12	Mar-13	Jun-13	Sep-13	Dec-13	Mar-14	Jun-14	Sep-14	Dec-14	Mar-15	Jun-15	Sep-15	Dec-15	Mar-16	Jun-16	Sep-16	Dec-16	Mar-17	Jun-17	Total since 2005
Referrals	26	47	62	43	31	29	26	27	35	28	15	34	21	27	30	42	51	70	62	77	1,918
Offences - Less Serious	46	126	99	79	62	48	46	62	101	94	32	65	43	48	95	103	89	186	168	108	4,552
Offences - Serious	0	1	2	3	7	2	2	2	1	0	0	1	1	0	1	4	4	3	6	9	117
Total offences	46	127	101	82	69	50	48	64	102	94	32	66	44	48	96	107	93	189	174	117	4,669
Victims	40	94	90	52	43	37	35	54	77	50	23	51	34	35	64	74	81	177	123	115	3,519
Young offenders referred	29	58	81	59	39	32	29	30	38	46	19	44	27	39	30	27	32	54	36	47	2,361
Adult offenders referred	n/a	n/a	n/a	n/a	n/a	n/a	n/a	n/a	n/a	n/a	n/a	n/a	n/a	n/a	9	20	23	35	34	36	157
Total offenders referred	29	58	81	59	39	32	29	30	38	46	19	44	27	39	39	47	55	89	70	83	2,518
Total conferences	24	23	32	33	39	16	19	15	45	11	25	19	18	28	17	29	27	28	40	24	1,340

Notes

The Restorative Justice Unit is not able to collect all Victim ages, so is unable to provide young and adult breakdowns for Victims. The victim number reported may change after publication as a result of information and assessment sessions between the convenor, the victim and his supporter. The convenor may decide there is more than one victim for the offence who may be found suitable for restorative justice

Source: Restorative Justice Unit Microsoft Access Database, 10 May 2017

[Back to Spreadsheet Table of Contents](#)
[Statement of Purpose and Explanatory Notes](#)

Restorative Justice Table 2 **Offenders referred to restorative justice by referring agency - 5 year trends**

Quarter	Sep-12	Dec-12	Mar-13	Jun-13	Sep-13	Dec-13	Mar-14	Jun-14	Sep-14	Dec-14	Mar-15	Jun-15	Sep-15	Dec-15	Mar-16	Jun-16	Sep-16	Dec-16	Mar-17	Jun-17	Total since 2005
Young offenders																					
ACT Policing	14	35	69	55	32	29	25	25	29	38	16	34	24	35	26	22	25	48	27	35	1,312
Childrens Court	15	23	12	4	7	2	4	5	9	8	3	10	3	4	4	5	6	5	8	12	728
Director of Public Prosecutions	0	0	0	0	0	1	0	0	0	0	0	0	0	0	0	0	0	1	0	0	300
Galambany Circle Sentencing Court	n/a	n/a	n/a	n/a	n/a	n/a	n/a	n/a	n/a	n/a	n/a	n/a	n/a	n/a	n/a	n/a	n/a	n/a	n/a	n/a	n/a
Children and Youth Protection Services	0	0	0	0	0	0	0	0	0	0	0	0	0	0	0	0	1	0	1	0	13
Restorative Justice Unit	0	0	0	0	0	0	0	0	0	0	0	0	0	0	0	0	0	0	0	0	7
Supreme Court	0	0	0	0	0	0	0	0	0	0	0	0	0	0	0	0	0	0	0	0	1
Victim Support ACT	n/a	n/a	n/a	n/a	n/a	n/a	n/a	n/a	n/a	n/a	n/a	n/a	n/a	n/a	n/a	n/a	n/a	n/a	n/a	n/a	n/a
Total young offender referrals	29	58	81	59	39	32	29	30	38	46	19	44	27	39	30	27	32	54	36	47	2361
Adult offenders																					
ACT Policing	n/a	n/a	n/a	n/a	n/a	n/a	n/a	n/a	n/a	n/a	n/a	n/a	n/a	n/a	4	7	11	14	8	13	57
Corrective Services	n/a	n/a	n/a	n/a	n/a	n/a	n/a	n/a	n/a	n/a	n/a	n/a	n/a	n/a	n/a	n/a	1	2	0	2	5
Director of Public Prosecutions	n/a	n/a	n/a	n/a	n/a	n/a	n/a	n/a	n/a	n/a	n/a	n/a	n/a	n/a	0	0	0	0	0	0	0
Galambany Circle Sentencing Court	n/a	n/a	n/a	n/a	n/a	n/a	n/a	n/a	n/a	n/a	n/a	n/a	n/a	n/a	1	2	2	3	0	1	9
Magistrates Court	n/a	n/a	n/a	n/a	n/a	n/a	n/a	n/a	n/a	n/a	n/a	n/a	n/a	n/a	4	10	8	13	24	16	75
Restorative Justice Unit	n/a	n/a	n/a	n/a	n/a	n/a	n/a	n/a	n/a	n/a	n/a	n/a	n/a	n/a	0	1	0	0	0	0	1
Sentence Administration Board	n/a	n/a	n/a	n/a	n/a	n/a	n/a	n/a	n/a	n/a	n/a	n/a	n/a	n/a	n/a	n/a	n/a	1	0	0	1
Supreme Court	n/a	n/a	n/a	n/a	n/a	n/a	n/a	n/a	n/a	n/a	n/a	n/a	n/a	n/a	0	0	1	2	2	4	9
Victim Support ACT	n/a	n/a	n/a	n/a	n/a	n/a	n/a	n/a	n/a	n/a	n/a	n/a	n/a	n/a	n/a	n/a	n/a	n/a	n/a	n/a	n/a
Total adult offender referrals	n/a	n/a	n/a	n/a	n/a	n/a	n/a	n/a	n/a	n/a	n/a	n/a	n/a	n/a	9	20	23	35	34	36	157

Total offenders referred to restorative justice																					
ACT Policing	14	35	69	55	32	29	25	25	29	38	16	34	24	35	30	29	36	62	35	48	1,369
Childrens Court	15	23	12	4	7	2	4	5	9	8	3	10	3	4	4	5	6	5	8	12	728
Corrective Services	n/a	n/a	n/a	n/a	n/a	n/a	n/a	n/a	n/a	n/a	n/a	n/a	n/a	n/a	n/a	n/a	1	2	0	2	5
Director of Public Prosecutions	0	0	0	0	0	1	0	0	0	0	0	0	0	0	0	0	0	1	0	0	300
Galambany Court	0	0	0	0	0	0	0	0	0	0	0	0	0	0	1	2	2	3	0	1	9
Children and Youth Protection Services	0	0	0	0	0	0	0	0	0	0	0	0	0	0	0	0	1	0	1	0	13
Magistrates Court	n/a	n/a	n/a	n/a	n/a	n/a	n/a	n/a	n/a	n/a	n/a	n/a	n/a	n/a	4	10	8	13	24	16	75
Restorative Justice Unit	0	0	0	0	0	0	0	0	0	0	0	0	0	0	0	1	0	0	0	0	8
Sentence Administration Board	n/a	n/a	n/a	n/a	n/a	n/a	n/a	n/a	n/a	n/a	n/a	n/a	n/a	n/a	n/a	n/a	n/a	1	0	0	1
Supreme Court	0	0	0	0	0	0	0	0	0	0	0	0	0	0	0	0	1	2	2	4	10
Victim Support ACT	n/a	n/a	n/a	n/a	n/a	n/a	n/a	n/a	n/a	n/a	n/a	n/a	n/a	n/a	n/a	n/a	n/a	n/a	n/a	n/a	n/a
Total referrals fot restorative justice	29	58	81	59	39	32	29	30	38	46	19	44	27	39	39	47	55	89	70	83	2518

Notes

To avoid double-counting, data from Victim Support ACT is not included in the sub-totals or totals. This is because Victim Support ACT referrals are always co-referrals with another agency and data for these referrals is included in the data for other agencies listed in the table. Note also from the September 2016 Profile onwards, the Office of Children, Youth and Family Support has been renamed Children and Youth Protection Services.

Source: Restorative Justice Unit Microsoft Access Database, 10 May 2017

[Back to Spreadsheet Table of Contents](#)
[Statement of Purpose and Explanatory Notes](#)

Restorative Justice Table 3 Offenders and victims referred to restorative justice by gender - 5 year trends

Quarter	Sep-12	Dec-12	Mar-13	Jun-13	Sep-13	Dec-13	Mar-14	Jun-14	Sep-14	Dec-14	Mar-15	Jun-15	Sep-15	Dec-15	Mar-16	Jun-16	Sep-16	Dec-16	Mar-17	Jun-17	Total since 2005
Offenders																					
Males	20	32	57	40	25	22	16	18	26	35	12	33	16	27	29	32	44	62	59	59	1,819
Females	9	26	24	19	14	10	13	12	12	11	7	11	11	12	10	15	11	27	11	24	699
Other	n/a	n/a	n/a	n/a	n/a	n/a	n/a	n/a	n/a	n/a	n/a	n/a	n/a	n/a	0	0	0	0	0	0	0
Total	29	58	81	59	39	32	29	30	38	46	19	44	27	39	39	47	55	89	70	83	2,518
Victims																					
Males	26	48	52	35	31	25	17	31	49	32	11	26	19	21	37	46	48	108	76	70	2,033
Females	14	40	32	12	12	10	13	20	21	18	10	21	11	14	22	25	28	61	34	33	1,381
Other	n/a	n/a	n/a	n/a	n/a	n/a	n/a	n/a	n/a	n/a	n/a	n/a	n/a	n/a	0	0	0	0	0	0	0
Unknown	0	6	6	5	0	2	5	3	7	0	2	4	4	0	5	3	5	8	13	9	102
Total	40	94	90	52	43	37	35	54	77	50	23	51	34	35	64	74	81	177	123	112	3,516

Notes

The gender "other" denotes clients who wish to identify their sex as unspecified, indeterminate or intersex. The RJU started recording data for "other" genders when implementing changes to their database for Stage 2 of the restorative justice project from 25 February 2016. This is when the RJU began accepting referrals for serious offences and adult offenders.

Source: Restorative Justice Unit Microsoft Access Database, 10 May 2017

[Back to Spreadsheet Table of Contents](#)
[Statement of Purpose and Explanatory Notes](#)

Restorative Justice Table 4 Offenders and victims referred to restorative justice by Aboriginal and Torres Strait Islander status - 5 year trends

Quarter	Sep-12	Dec-12	Mar-13	Jun-13	Sep-13	Dec-13	Mar-14	Jun-14	Sep-14	Dec-14	Mar-15	Jun-15	Sep-15	Dec-15	Mar-16	Jun-16	Sep-16	Dec-16	Mar-17	Jun-17	Total since 2005
Offenders																					
Aboriginal and Torres Strait Islander young people	7	16	17	22	12	14	15	14	17	8	5	13	4	13	4	5	5	9	9	5	435
Aboriginal and Torres Strait Islander adults	n/a	n/a	n/a	n/a	n/a	n/a	n/a	n/a	n/a	n/a	n/a	n/a	n/a	n/a	1	6	4	6	3	1	21
All Aboriginal and Torres Strait Islanders	7	16	17	22	12	14	15	14	17	8	5	13	4	13	5	11	9	15	12	6	456
Non-Aboriginal and Torres Strait Islander young people	20	36	64	37	27	18	14	16	21	38	14	31	23	26	26	22	23	42	22	23	1,814
Non-Aboriginal and Torres Strait Islander adults	n/a	n/a	n/a	n/a	n/a	n/a	n/a	n/a	n/a	n/a	n/a	n/a	n/a	n/a	8	13	19	24	23	18	103
All non-Aboriginal and Torres Strait Islanders	20	36	64	37	27	18	14	16	21	38	14	31	23	26	34	35	39	66	45	41	1,917
Unknown	2	6	0	0	0	0	0	0	0	0	0	0	0	0	0	1	6	8	13	36	145
Total	29	58	81	59	39	32	29	30	38	46	19	44	27	39	39	47	54	89	70	83	2,518
Victims																					
Aboriginal and Torres Strait	1	0	0	0	0	0	0	2	1	0	0	1	0	0	1	0	2	0	1	0	41
Non-Aboriginal and Torres Strait Islander	22	41	65	40	41	32	27	51	72	45	20	46	29	33	52	39	41	63	42	43	2,258
Unknown	17	53	25	12	2	5	8	1	4	5	3	4	5	2	11	35	42	114	80	69	1,217
Total	40	94	90	52	43	37	35	54	77	50	23	51	34	35	64	74	85	177	123	112	3,516

Notes

Source: Restorative Justice Unit Microsoft Access Database, 10 May 2017

[Back to Spreadsheet Table of Contents](#)
[Statement of Purpose and Explanatory Notes](#)

Restorative Justice Table 5 Referrals to restorative justice by offence type and Aboriginal and Torres Strait Islander Status - 5 year trends

Quarter	Sep-12	Dec-12	Mar-13	Jun-13	Sep-13	Dec-13	Mar-14	Jun-14	Sep-14	Dec-14	Mar-15	Jun-15	Sep-15	Dec-15	Mar-16	Jun-16	Sep-16	Dec-16	Mar-17	Jun-17	Total since 2005
NON-ABORIGINAL AND TORRES STRAIT ISLANDER																					
Offences against persons influenced by alcohol and other drugs (AOD)	n/a	n/a	n/a	n/a	n/a	n/a	n/a	n/a	n/a	2	0	0	0	0	0	0	0	0	14	3	19
All offences against persons	14	11	19	3	7	2	4	6	7	12	0	5	2	3	10	14	18	39	44	48	705
Offences against property influenced by AOD	n/a	n/a	n/a	n/a	n/a	n/a	n/a	n/a	n/a	10	0	3	4	3	3	1	1	3	2	4	34
All offences against property	22	92	59	35	34	22	15	31	29	64	18	28	34	30	72	52	62	117	95	56	2933
Other offences influenced by AOD	n/a	n/a	n/a	n/a	n/a	n/a	n/a	n/a	n/a	0	0	0	0	0	0	0	0	0	0	1	1
All other offences	0	4	1	6	3	1	0	0	1	3	3	2	1	0	1	2	1	7	4	6	147
Total	36	107	79	44	44	25	19	37	37	79	21	35	37	33	83	68	81	163	143	110	3785
ABORIGINAL AND TORRES STRAIT ISLANDER																					
Offences against persons influenced by alcohol and other drugs (AOD)	n/a	n/a	n/a	n/a	n/a	n/a	n/a	n/a	n/a	n/a	0	0	0	1	0	0	2	2	2	2	9
All offences against persons	2	5	6	6	3	11	8	4	11	1	0	1	4	3	5	7	6	10	10	2	190
Offences against property influenced by AOD	n/a	n/a	n/a	n/a	n/a	n/a	n/a	n/a	n/a	n/a	0	0	0	0	0	0	0	0	3	0	3
All offences against property	8	15	14	32	20	13	21	23	54	11	11	29	3	12	7	31	5	13	17	4	651
Other offences influenced by AOD	n/a	n/a	n/a	n/a	n/a	n/a	n/a	n/a	n/a	n/a	0	0	0	0	0	0	0	0	2	0	2
All other offences	0	0	2	0	2	1	0	0	0	3	0	1	0	0	1	1	1	3	4	1	41
Total	10	20	22	38	25	25	29	27	65	15	11	31	7	15	13	39	12	26	31	7	882

Notes

The recording of AOD data commenced in January 2015. Offences 'involving' AOD means that either the offender or the victim were influenced by AOD or AOD was involved in the offence circumstances. The Restorative Justice Unit uses the same definitions for person and property offences as used by ACT Policing (see the ACT Criminal Justice Statistical Profile Statement of Purpose and Explanatory Notes, pp. 5-6 (link above)).

Source: Restorative Justice Unit Microsoft Access Database, 10 May 2017

[Back to Spreadsheet Table of Contents](#)
[Statement of Purpose and Explanatory Notes](#)

Restorative Justice Table 6 **Restorative Justice Conferences held - 5 year trends**

Quarter	Sep-12	Dec-12	Mar-13	Jun-13	Sep-13	Dec-13	Mar-14	Jun-14	Sep-14	Dec-14	Mar-15	Jun-15	Sep-15	Dec-15	Mar-16	Jun-16	Sep-16	Dec-16	Mar-17	Jun-17	Total since 2005
Face to face	12	11	19	19	19	9	14	12	21	10	9	4	11	22	11	15	19	21	25	17	833
Indirect	12	12	13	14	20	7	5	3	24	1	16	15	7	6	6	14	8	7	15	7	507
Total	24	23	32	33	39	16	19	15	45	11	25	19	18	28	17	29	27	28	40	24	1,340

Notes

Source: Restorative Justice Unit Microsoft Access Database, 10 May 2017

[Back to Spreadsheet Table of Contents](#)
[Statement of Purpose and Explanatory Notes](#)

Restorative Justice Table 7 Compliance with individual restorative justice agreements - 5 year trends

Quarter	Sep-12	Dec-12	Mar-13	Jun-13	Sep-13	Dec-13	Mar-14	Jun-14	Sep-14	Dec-14	Mar-15	Jun-15	Sep-15	Dec-15	Mar-16	Jun-16	Sep-16	Dec-16	Mar-17	Jun-17	Total since 2005
Complied	20	15	27	27	34	13	11	13	17	19	22	14	16	14	13	20	19	22	16	16	1,131
Substantially complied	1	4	6	0	3	3	2	2	1	2	1	0	3	4	1	6	2	1	2	2	146
Conferences Satisfied Victim Needs	2	1	3	7	3	0	6	1	5	1	2	0	6	4	1	5	5	9	9	5	133
Not Complied	5	6	5	5	4	2	5	1	1	1	3	4	8	0	2	3	1	3	7	6	166
Total	28	26	41	39	44	18	24	17	24	23	28	18	33	22	17	34	27	35	34	29	1,576

Notes

Source: Restorative Justice Unit Microsoft Access Database, 10 May 2017

[Back to Spreadsheet Table of Contents](#)
[Statement of Purpose and Explanatory Notes](#)

Restorative Justice Table 8 Restorative Justice agreement outcomes for victims and community - 5 year trends

Quarter	Sep-12	Dec-12	Mar-13	Jun-13	Sep-13	Dec-13	Mar-14	Jun-14	Sep-14	Dec-14	Mar-15	Jun-15	Sep-15	Dec-15	Mar-16	Jun-16	Sep-16	Dec-16	Mar-17	Jun-17	Total since 2005
Money collected for victims	\$1,989	\$3,061	\$4,010	\$1,575	\$740	\$3,270	\$1,325	\$2,455	\$80	\$328	\$975	\$0	\$2,604	\$1,060	\$2,228	\$13,605	\$0	\$2,287	\$4,205	\$4,900	\$178,898
Money collected for the community	\$900	\$200	\$0	\$83	\$0	\$50	\$135	\$150	\$0	\$0	\$0	\$0	\$200	\$0	\$0	\$0	\$0	\$70	\$0	\$0	\$5,128
Volunteer hours worked for victims	48	8	0	0	7	1	0	80	8	2	8	26	0	49	0	0	2	12	40	60	1,127
Volunteer hours worked for community	37	77	119	8	7	22	60	63	24	38	76	165	235	190	32	43	217	90	27	35	7,387
Hours spent by offender in offender development as part of an RJ agreement	0	35	2	1	28	19	46	8	0	10	18	2	0	0	4	22	83	6	52	14	4,440

Notes

Data on hours spent by offender in offender development as part of an RJ agreement is presented for the first time in the December 2014 Profile. Offender development covers counselling, life coaching, anger management, drug and alcohol counselling, participation in the Police Citizens and Youth Club and other relevant activities.

Source: Restorative Justice Unit Microsoft Access Database, 10 May 2017

[Back to Spreadsheet Table of Contents](#)
[Statement of Purpose and Explanatory Notes](#)

Galambany Court Table 1 Aboriginal and Torres Strait Islander people referred to Galambany Court - 5 year trends

Quarter	Sep-12	Dec-12	Mar-13	Jun-13	Sep-13	Dec-13	Mar-14	Jun-14	Sep-14	Dec-14	Mar-15	Jun-15	Sep-15	Dec-15	Mar-16	Jun-16	Sep-16	Dec-16	Mar-17	Jun-17	Total since September 2010
Adults	7	5	16	14	13	12	10	15	13	16	14	17	12	11	12	9	8	6	15	13	238
Young offender	5	1	1	1	0	0	2	0	2	0	0	0	0	0	0	0	0	0	0	0	12
Total	12	6	17	15	13	12	12	15	15	16	14	17	12	11	12	9	8	6	15	13	250

Notes

Source: Galambany Court Excel Spreadsheet

[Back to Spreadsheet Table of Contents](#)
[Statement of Purpose and Explanatory Notes](#)

Galambany Court Table 2 Aboriginal and Torres Strait Islander people assessed for Galambany Court - 5 year trends

Quarter	Sep-12	Dec-12	Mar-13	Jun-13	Sep-13	Dec-13	Mar-14	Jun-14	Sep-14	Dec-14	Mar-15	Jun-15	Sep-15	Dec-15	Mar-16	Jun-16	Sep-16	Dec-16	Mar-17	Jun-17	Total since September 2010
Adults	2	6	14	17	6	12	14	8	15	14	14	14	16	10	17	8	10	9	9	13	228
Young offender	0	4	1	1	0	0	0	1	1	1	0	0	0	0	0	0	0	0	0	0	9
Total	2	10	15	18	6	12	14	9	16	15	14	14	16	10	17	8	10	9	9	13	237

Notes

Source: Galambany Court Excel Spreadsheet

[Back to Spreadsheet Table of Contents](#)
[Statement of Purpose and Explanatory Notes](#)

Galambany Court Table 3 Aboriginal and Torres Strait Islander people sentenced by Galambany Court - 5 year trends

Quarter	Sep-12	Dec-12	Mar-13	Jun-13	Sep-13	Dec-13	Mar-14	Jun-14	Sep-14	Dec-14	Mar-15	Jun-15	Sep-15	Dec-15	Mar-16	Jun-16	Sep-16	Dec-16	Mar-17	Jun-17	Total since September 2010
Adults	8	8	2	8	12	10	15	11	13	16	13	7	11	13	8	16	13	13	8	11	216
Young offender	0	1	1	1	0	0	1	0	0	2	0	0	0	0	0	0	0	0	0	0	5
Total	8	9	3	9	12	10	16	11	13	18	13	7	11	13	8	16	13	13	8	11	221

Notes

Source: Galambany Court Excel Spreadsheet

[Back to Spreadsheet Table of Contents](#)
[Statement of Purpose and Explanatory Notes](#)

ACT Courts Table 1

Defendants finalised by principal charge - Magistrates, Children's and Supreme Courts - March and June 2017 quarters

	Magistrates Court	Children's Court	Supreme Court	Total
HOMICIDE AND RELATED OFFENCES				
Murder	0	0	1	1
Attempted murder	0	0	1	1
Manslaughter and driving causing death	0	0	0	0
ACTS INTENDED TO CAUSE INJURY				
Assault	0	0	0	0
Serious assault resulting in injury	91	5	9	105
Serious assault not resulting in injury	0	0	0	0
Common assault	184	10	1	195
Other acts intended to cause injury	13	2	0	15
SEXUAL ASSAULT AND RELATED OFFENCES				
Sexual assault	26	3	6	35
Non-assaultive sexual offences	6	0	7	13
DANGEROUS OR NEGLIGENT ACTS ENDANGERING PERSONS				
Dangerous or negligent operation of a vehicle	52	6	2	60
Other dangerous or negligent acts endangering persons	0	0	0	0
ABDUCTION, HARASSMENT AND OTHER OFFENCES AGAINST THE PERSON	20	2	0	22
ROBBERY, EXTORTION AND RELATED OFFENCES				
Robbery	0	0	0	0
Aggravated Robbery	14	10	3	27
Non-aggravated robbery	2	0	1	3
Blackmail and extortion	0	0	0	0
UNLAWFUL ENTRY WITH INTENT/BURGLARY, BREAK AND ENTER				
Unlawful entry with intent/burglary, break and enter	35	5	5	45
THEFT AND RELATED OFFENCES				
Motor vehicle theft and related offences	22	6	1	29
Theft (except motor vehicles)	18	1	1	20
Receive or handle proceeds of crime	54	7	3	64
Illegal use of property (except motor vehicles)	0	0	0	0
FRAUD, DECEPTION AND RELATED OFFENCES	35	3	2	40
ILLICIT DRUG OFFENCES				
Import or export illicit drugs	0	0	0	0
Deal or traffic in illicit drugs	13	1	8	22
Manufacture or cultivate illicit drugs	7	2	0	9
Possess and/or use illicit drugs	52	0	0	52
Other illicit drug offences	0	0	0	0
PROHIBITED AND REGULATED WEAPONS AND EXPLOSIVES OFFENCES	37	5	1	43

	Magistrates Court	Children's Court	Supreme Court	Total
PROPERTY DAMAGE AND ENVIRONMENTAL POLLUTION	68	10	3	81
PUBLIC ORDER OFFENCES	68	4	0	72
TRAFFIC AND VEHICLE REGULATORY OFFENCES	1422	9	0	1431
OFFENCES AGAINST JUSTICE PROCEDURES, GOVERNMENT SECURITY AND GOVERNMENT OPE	88	2	1	91
MISCELLANEOUS OFFENCES	7	0	0	7
Unknown	0	0	0	0
Total	2334	93	56	2483

Supplementary Data				
Drink Driving	596	7	0	603
Offences against Firearms Act	22	4	1	27
Breaches against Probation	0	0	0	0
Unlawful possession	52	0	0	52
Stealing from a person	13	0	1	14

Notes

Source: MAX, 5 May 2017

[Back to Spreadsheet Table of Contents](#)
[Statement of Purpose and Explanatory Notes](#)

ACT Courts Table 2

Pleas by principal charge - Magistrates Court - March and June 2017 quarters

	Undefended		Defended					Not Applic.			Unk.
	Undefended n.f.d.	Guilty Plea	Defended n.f.d.	Not Guilty plea	No Plea	Plea reserved	Other defended plea n.e.c.	Not Applicable n.f.d.	Withdrawn by Prosecution	Deceased / Unfit to plead / other non adjudicated	Unknown / not stated
HOMICIDE AND RELATED OFFENCES											
Murder	0	0	0	0	0	0	0	0	0	0	0
Attempted murder	0	0	0	0	0	0	0	0	0	0	0
Manslaughter and driving causing death	0	0	0	0	0	0	0	0	0	0	0
ACTS INTENDED TO CAUSE INJURY											
Assault	0	0	0	0	0	0	0	0	0	0	0
Serious assault resulting in injury	13	35	28	6	0	0	0	0	9	0	0
Serious assault not resulting in injury	0	0	0	0	0	0	0	0	0	0	0
Common assault	51	74	24	11	1	0	0	2	18	2	1
Other acts intended to cause injury	4	3	3	0	0	0	0	1	1	1	0
SEXUAL ASSAULT AND RELATED OFFENCES											
Sexual assault	2	2	19	1	0	0	0	0	2	0	0
Non-assaultive sexual offences	2	3	1	0	0	0	0	0	0	0	0
DANGEROUS OR NEGLIGENT ACTS ENDANGERING PERSONS											
Dangerous or negligent operation of a vehicle	25	13	8	1	1	0	0	0	4	0	0
Other dangerous or negligent acts endangering persons	0	0	0	0	0	0	0	0	0	0	0
ABDUCTION, HARASSMENT AND OTHER OFFENCES AGAINST THE PERSON											
	5	6	5	0	0	0	0	0	4	0	0
ROBBERY, EXTORTION AND RELATED OFFENCES											
Robbery	0	0	0	0	0	0	0	0	0	0	0
Aggravated Robbery	3	2	4	3	0	0	0	0	2	0	0
Non-aggravated robbery	2	0	0	0	0	0	0	0	0	0	0
Blackmail and extortion	0	0	0	0	0	0	0	0	0	0	0
UNLAWFUL ENTRY WITH INTENT/BURGLARY, BREAK AND ENTER											
Unlawful entry with intent/burglary, break and enter	12	8	7	5	0	0	0	0	3	0	0
THEFT AND RELATED OFFENCES											
Motor vehicle theft and related offences	6	9	2	2	0	0	0	0	3	0	0
Theft (except motor vehicles)	5	8	1	1	0	0	0	0	3	0	0
Receive or handle proceeds of crime	9	32	3	1	0	0	0	0	9	0	0
Illegal use of property (except motor vehicles)	0	0	0	0	0	0	0	0	0	0	0
FRAUD, DECEPTION AND RELATED OFFENCES											
	16	11	4	1	0	0	0	1	1	1	0

ILLICIT DRUG OFFENCES											
Import or export illicit drugs	0	0	0	0	0	0	0	0	0	0	0
Deal or traffic in illicit drugs	1	2	8	0	0	0	0	0	2	0	0
Manufacture or cultivate illicit drugs	4	0	1	0	0	0	0	0	2	0	0
Possess and/or use illicit drugs	11	25	5	0	2	0	0	0	9	0	0
Other illicit drug offences	0	0	0	0	0	0	0	0	0	0	0
PROHIBITED AND REGULATED WEAPONS AND EXPLOSIVES OFFENCES	12	10	10	1	0	0	0	0	2	2	0
PROPERTY DAMAGE AND ENVIRONMENTAL POLLUTION	12	40	4	1	1	0	0	0	10	0	0
PUBLIC ORDER OFFENCES	7	33	4	4	2	0	0	1	16	1	0
TRAFFIC AND VEHICLE REGULATORY OFFENCES	250	511	34	15	123	0	0	2	487	0	0
OFFENCES AGAINST JUSTICE PROCEDURES, GOVERNMENT SECURITY AND GOVERNMENT OPERATIONS	31	30	4	5	0	0	0	1	15	1	1
MISCELLANEOUS OFFENCES	0	3	2	0	0	0	0	0	2	0	0
Unknown	0	0	0	0	0	0	0	0	0	0	0
Total	483	860	181	58	130	0	0	8	604	8	2

Supplementary Data											
Drink Driving	169	403	9	1	8	0	0	0	6	0	0
Offences against Firearms Act	0	0	0	0	0	0	0	0	0	0	0
Breaches against Probation	0	0	0	0	0	0	0	0	0	0	0
Unlawful possession	11	25	5	0	2	0	0	0	9	0	0
Stealing from a person	5	4	0	1	0	0	0	0	3	0	0

Notes

The acronym "n.f.d." means not further defined; "n.e.c." means not elsewhere classified." For further explanations and definitions, see the Explanatory notes (see link above)

Source: MAX, 5 May 2017

[Back to Spreadsheet Table of Contents](#)
[Statement of Purpose and Explanatory Notes](#)

ACT Courts Table 3

Pleas by principal charge - Children's Court - March and June 2017 quarters

	Undefend		Defended					Not Applic.			Unk.
	Undefended n.f.d.	Guilty Plea	Defended n.f.d.	Not Guilty plea	No Plea	Plea reserved	Other defended plea n.e.c.	Not Applicable n.f.d.	Withdrawn by Prosecution	Deceased / Unfit to plead / other non adjudicated	Unknown / not stated
HOMICIDE AND RELATED OFFENCES											
Murder	0	0	0	0	0	0	0	0	0	0	0
Attempted murder	0	0	0	0	0	0	0	0	0	0	0
Manslaughter and driving causing death	0	0	0	0	0	0	0	0	0	0	0
ACTS INTENDED TO CAUSE INJURY											
Assault	0	0	0	0	0	0	0	0	0	0	0
Serious assault resulting in injury	4	0	1	0	0	0	0	0	0	0	0
Serious assault not resulting in injury	0	0	0	0	0	0	0	0	0	0	0
Common assault	3	3	4	0	0	0	0	0	0	0	0
Other acts intended to cause injury	1	0	0	0	0	0	0	0	1	0	0
SEXUAL ASSAULT AND RELATED OFFENCES											
Sexual assault	0	1	1	0	0	0	0	0	1	0	0
Non-assaultive sexual offences	0	0	0	0	0	0	0	0	0	0	0
DANGEROUS OR NEGLIGENT ACTS ENDANGERING PERSONS											
Dangerous or negligent operation of a vehicle	3	3	0	0	0	0	0	0	0	0	0
Other dangerous or negligent acts endangering persons	0	0	0	0	0	0	0	0	0	0	0
ABDUCTION, HARASSMENT AND OTHER OFFENCES AGAINST THE PERSON											
	1	1	0	0	0	0	0	0	0	0	0
ROBBERY, EXTORTION AND RELATED OFFENCES											
Robbery	0	0	0	0	0	0	0	0	0	0	0
Aggravated Robbery	4	3	0	1	0	0	0	0	2	0	0
Non-aggravated robbery	0	0	0	0	0	0	0	0	0	0	0
Blackmail and extortion	0	0	0	0	0	0	0	0	0	0	0
UNLAWFUL ENTRY WITH INTENT/BURGLARY, BREAK AND ENTER											
Unlawful entry with intent/burglary, break and enter	4	1	0	0	0	0	0	0	0	0	0
THEFT AND RELATED OFFENCES											
Motor vehicle theft and related offences	2	0	2	1	0	0	0	0	1	0	0
Theft (except motor vehicles)	0	1	0	0	0	0	0	0	0	0	0
Receive or handle proceeds of crime	3	3	0	1	0	0	0	0	0	0	0
Illegal use of property (except motor vehicles)	0	0	0	0	0	0	0	0	0	0	0
FRAUD, DECEPTION AND RELATED OFFENCES											
	2	1	0	0	0	0	0	0	0	0	0
ILLICIT DRUG OFFENCES											

Import or export illicit drugs	0	0	0	0	0	0	0	0	0	0	0
Deal or traffic in illicit drugs	1	0	0	0	0	0	0	0	0	0	0
Manufacture or cultivate illicit drugs	0	1	1	0	0	0	0	0	0	0	0
Possess and/or use illicit drugs	0	0	0	0	0	0	0	0	0	0	0
Other illicit drug offences	0	0	0	0	0	0	0	0	0	0	0
PROHIBITED AND REGULATED WEAPONS AND EXPLOSIVES OFFENCES	2	1	0	0	0	0	0	0	2	0	0
PROPERTY DAMAGE AND ENVIRONMENTAL POLLUTION	2	4	0	1	0	0	0	0	3	0	0
PUBLIC ORDER OFFENCES	0	3	0	0	0	0	0	0	1	0	0
TRAFFIC AND VEHICLE REGULATORY OFFENCES	0	9	0	0	0	0	0	0	0	0	0
OFFENCES AGAINST JUSTICE PROCEDURES, GOVERNMENT SECURITY AND GOVERNMENT OPE	0	1	0	0	0	0	0	0	1	0	0
MISCELLANEOUS OFFENCES	0	0	0	0	0	0	0	0	0	0	0
Unknown	0	0	0	0	0	0	0	0	0	0	0
Total	32	36	9	4	0	0	0	0	12	0	0

Supplementary Data											
Drink Driving	0	7	0	0	0	0	0	0	0	0	0
Offences against Firearms Act	0	0	0	0	0	0	0	0	0	0	0
Breaches against Probation	0	0	0	0	0	0	0	0	0	0	0
Unlawful possession	0	0	0	0	0	0	0	0	0	0	0
Stealing from a person	0	0	0	0	0	0	0	0	0	0	0

Notes

The acronym "n.f.d." means not further defined; "n.e.c." means not elsewhere classified." For further explanations and definitions, see the Explanatory notes (see link above)

Source: MAX, 5 May 2017

[Back to Spreadsheet Table of Contents](#)
[Statement of Purpose and Explanatory Notes](#)

ACT Courts Table 4

Pleas by principal charge - Supreme Court - March and June 2017 quarters

	Undefend		Defended					Not Applic.			Unk.
	Undefended n.f.d.	Guilty Plea	Defended n.f.d	Not Guilty plea	No Plea	Plea reserved	Other defended plea n.e.c.	Not Applicable n.f.d.	Withdrawn by Prosecution	Deceased / Unfit to plead / other non adjudicated	Unknown / not stated
HOMICIDE AND RELATED OFFENCES											
Murder	1	0	0	0	0	0	0	0	0	0	0
Attempted murder	0	0	1	0	0	0	0	0	0	0	0
Manslaughter and driving causing death	0	0	0	0	0	0	0	0	0	0	0
ACTS INTENDED TO CAUSE INJURY											
Assault	0	0	0	0	0	0	0	0	0	0	0
Serious assault resulting in injury	1	2	4	0	0	0	0	0	2	0	0
Serious assault not resulting in injury	0	0	0	0	0	0	0	0	0	0	0
Common assault	0	0	1	0	0	0	0	0	0	0	0
Other acts intended to cause injury	0	0	0	0	0	0	0	0	0	0	0
SEXUAL ASSAULT AND RELATED OFFENCES											
Sexual assault	1	1	4	0	0	0	0	0	0	0	0
Non-assaultive sexual offences	3	1	2	0	0	0	0	0	1	0	0
DANGEROUS OR NEGLIGENT ACTS ENDANGERING PERSONS											
Dangerous or negligent operation of a vehicle	2	0	0	0	0	0	0	0	0	0	0
Other dangerous or negligent acts endangering persons	0	0	0	0	0	0	0	0	0	0	0
ABDUCTION, HARASSMENT AND OTHER OFFENCES AGAINST THE PERSON											
	0	0	0	0	0	0	0	0	0	0	0
ROBBERY, EXTORTION AND RELATED OFFENCES											
Robbery	0	0	0	0	0	0	0	0	0	0	0
Aggravated Robbery	0	0	3	0	0	0	0	0	0	0	0
Non-aggravated robbery	0	0	1	0	0	0	0	0	0	0	0
Blackmail and extortion	0	0	0	0	0	0	0	0	0	0	0
UNLAWFUL ENTRY WITH INTENT/BURGLARY, BREAK AND ENTER											
Unlawful entry with intent/burglary, break and enter	2	0	3	0	0	0	0	0	0	0	0
THEFT AND RELATED OFFENCES											
Motor vehicle theft and related offences	1	0	0	0	0	0	0	0	0	0	0
Theft (except motor vehicles)	0	0	1	0	0	0	0	0	0	0	0
Receive or handle proceeds of crime	1	0	2	0	0	0	0	0	0	0	0
Illegal use of property (except motor vehicles)	0	0	0	0	0	0	0	0	0	0	0
FRAUD, DECEPTION AND RELATED OFFENCES											
	2	0	0	0	0	0	0	0	0	0	0

ILLICIT DRUG OFFENCES											
Import or export illicit drugs	0	0	0	0	0	0	0	0	0	0	0
Deal or traffic in illicit drugs	2	2	4	0	0	0	0	0	0	0	0
Manufacture or cultivate illicit drugs	0	0	0	0	0	0	0	0	0	0	0
Possess and/or use illicit drugs	0	0	0	0	0	0	0	0	0	0	0
Other illicit drug offences	0	0	0	0	0	0	0	0	0	0	0
PROHIBITED AND REGULATED WEAPONS AND EXPLOSIVES OFFENCES	1	0	0	0	0	0	0	0	0	0	0
PROPERTY DAMAGE AND ENVIRONMENTAL POLLUTION	0	0	2	0	0	0	0	0	1	0	0
PUBLIC ORDER OFFENCES	0	0	0	0	0	0	0	0	0	0	0
TRAFFIC AND VEHICLE REGULATORY OFFENCES	0	0	0	0	0	0	0	0	0	0	0
OFFENCES AGAINST JUSTICE PROCEDURES, GOVERNMENT SECURITY AND GOVERNMENT OPE	1	0	0	0	0	0	0	0	0	0	0
MISCELLANEOUS OFFENCES	0	0	0	0	0	0	0	0	0	0	0
Unknown	0	0	0	0	0	0	0	0	0	0	0
Total	18	6	28	0	0	0	0	0	4	0	0

Supplementary Data											
Drink Driving	0	0	0	0	0	0	0	0	0	0	0
Offences against Firearms Act	0	0	0	0	0	0	0	0	0	0	0
Breaches against Probation	0	0	0	0	0	0	0	0	0	0	0
Unlawful possession	0	0	0	0	0	0	0	0	0	0	0
Stealing from a person	1	0	0	0	0	0	0	0	0	0	0

Notes

The acronym "n.f.d." means not further defined; "n.e.c." means not elsewhere classified." For further explanations and definitions, see the Explanatory notes (see link above)

Source: MAX, 5 May 2017

[Back to Spreadsheet Table of Contents](#)
[Statement of Purpose and Explanatory Notes](#)

ACT Courts Table 5

Duration by principal charge - Magistrates Court - March and June 2017 quarters

	Under 6 weeks	6 - 13 weeks	3 - 6 months	6 - 9 months	9 - 12 months	12 - 15 months	15 - 18 months	18 - 21 months	21-24 months	2 years and over	Other
HOMICIDE AND RELATED OFFENCES											
Murder	0	0	0	0	0	0	0	0	0	0	0
Attempted murder	0	0	0	0	0	0	0	0	0	0	0
Manslaughter and driving causing death	0	0	0	0	0	0	0	0	0	0	0
ACTS INTENDED TO CAUSE INJURY											
Assault	0	0	0	0	0	0	0	0	0	0	0
Serious assault resulting in injury	1	15	20	12	16	9	8	4	5	1	0
Serious assault not resulting in injury	0	0	0	0	0	0	0	0	0	0	0
Common assault	21	48	33	20	25	11	13	5	7	1	0
Other acts intended to cause injury	0	3	5	2	2	0	0	1	0	0	0
SEXUAL ASSAULT AND RELATED OFFENCES											
Sexual assault	2	1	11	1	5	2	2	1	0	1	0
Non-assaultive sexual offences	0	1	1	3	1	0	0	0	0	0	0
DANGEROUS OR NEGLIGENT ACTS ENDANGERING PERSONS											
Dangerous or negligent operation of a vehicle	3	10	10	7	11	6	2	1	0	2	0
Other dangerous or negligent acts endangering persons	0	0	0	0	0	0	0	0	0	0	0
ABDUCTION, HARASSMENT AND OTHER OFFENCES AGAINST THE PERSON											
	0	2	8	2	4	2	2	0	0	0	0
ROBBERY, EXTORTION AND RELATED OFFENCES											
Robbery	0	0	0	0	0	0	0	0	0	0	0
Aggravated Robbery	1	0	7	1	3	0	2	0	0	0	0
Non-aggravated robbery	0	0	1	0	0	1	0	0	0	0	0
Blackmail and extortion	0	0	0	0	0	0	0	0	0	0	0
UNLAWFUL ENTRY WITH INTENT/BURGLARY, BREAK AND ENTER											
Unlawful entry with intent/burglary, break and enter	5	9	1	5	7	4	1	0	3	0	0
THEFT AND RELATED OFFENCES											
Motor vehicle theft and related offences	1	2	4	7	3	3	0	1	1	0	0
Theft (except motor vehicles)	2	2	2	4	3	3	1	0	0	1	0
Receive or handle proceeds of crime	14	9	5	10	2	4	4	1	1	4	0
Illegal use of property (except motor vehicles)	0	0	0	0	0	0	0	0	0	0	0
FRAUD, DECEPTION AND RELATED OFFENCES											
	2	5	4	6	7	6	2	1	0	2	0
ILLICIT DRUG OFFENCES											
Import or export illicit drugs	0	0	0	0	0	0	0	0	0	0	0
Deal or traffic in illicit drugs	1	1	2	2	4	1	1	0	1	0	0
Manufacture or cultivate illicit drugs	0	1	1	1	1	0	1	0	0	2	0
Possess and/or use illicit drugs	11	12	11	5	4	6	0	2	1	0	0

Other illicit drug offences	0	0	0	0	0	0	0	0	0	0	0
PROHIBITED AND REGULATED WEAPONS AND EXPLOSIVES OFFENCES	5	5	8	2	7	3	5	0	0	2	0
PROPERTY DAMAGE AND ENVIRONMENTAL POLLUTION	16	18	17	5	5	2	0	1	0	4	0
PUBLIC ORDER OFFENCES	12	19	10	4	7	7	3	1	4	1	0
TRAFFIC AND VEHICLE REGULATORY OFFENCES	416	357	386	109	80	24	10	7	5	28	0
OFFENCES AGAINST JUSTICE PROCEDURES, GOVERNMENT SECURITY AND GOVERNMENT OPE	17	18	17	13	14	6	0	0	2	1	0
MISCELLANEOUS OFFENCES	0	1	1	0	3	0	0	2	0	0	0
Unknown	0	0	0	0	0	0	0	0	0	0	0
Total	530	539	565	221	214	100	57	28	30	50	0

Supplementary											
Drink Driving	116	256	108	42	35	6	8	6	6	17	0
Offences against Firearms Act	0	0	0	0	0	0	0	0	0	0	0
Breaches against Probation	0	0	0	0	0	0	0	0	0	0	0
Unlawful possession	11	12	11	5	4	6	0	2	1	0	0
Stealing from a person	1	2	0	4	2	2	1	0	0	1	0

Notes

Source: MAX, 5 May 2017

[Back to Spreadsheet Table of Contents](#)
[Statement of Purpose and Explanatory Notes](#)

ACT Courts Table 6

Duration by principal charge - Children's Court - March and June 2017 quarters

	Under 6 weeks	6 - 13 weeks	3 - 6 months	6 - 9 months	9 - 12 months	12 - 15 months	15 - 18 months	18 - 21 months	21-24 months	2 years and over	Other
HOMICIDE AND RELATED OFFENCES											
Murder	0	0	0	0	0	0	0	0	0	0	0
Attempted murder	0	0	0	0	0	0	0	0	0	0	0
Manslaughter and driving causing death	0	0	0	0	0	0	0	0	0	0	0
ACTS INTENDED TO CAUSE INJURY											
Assault	0	0	0	0	0	0	0	0	0	0	0
Serious assault resulting in injury	0	1	1	1	1	0	0	0	1	0	0
Serious assault not resulting in injury	0	0	0	0	0	0	0	0	0	0	0
Common assault	0	4	1	2	3	0	0	0	0	0	0
Other acts intended to cause injury	1	0	0	0	1	0	0	0	0	0	0
SEXUAL ASSAULT AND RELATED OFFENCES											
Sexual assault	0	2	1	0	0	0	0	0	0	0	0
Non-assaultive sexual offences	0	0	0	0	0	0	0	0	0	0	0
DANGEROUS OR NEGLIGENT ACTS ENDANGERING PERSONS											
Dangerous or negligent operation of a vehicle	2	1	0	2	0	0	0	0	0	1	0
Other dangerous or negligent acts endangering persons	0	0	0	0	0	0	0	0	0	0	0
ABDUCTION, HARASSMENT AND OTHER OFFENCES AGAINST THE PERSON											
	0	1	1	0	0	0	0	0	0	0	0
ROBBERY, EXTORTION AND RELATED OFFENCES											
Robbery	0	0	0	0	0	0	0	0	0	0	0
Aggravated Robbery	2	2	3	2	1	0	0	0	0	0	0
Non-aggravated robbery	0	0	0	0	0	0	0	0	0	0	0
Blackmail and extortion	0	0	0	0	0	0	0	0	0	0	0
UNLAWFUL ENTRY WITH INTENT/BURGLARY, BREAK AND ENTER											
Unlawful entry with intent/burglary, break and enter	0	1	2	0	1	1	0	0	0	0	0
THEFT AND RELATED OFFENCES											
Motor vehicle theft and related offences	1	0	4	1	0	0	0	0	0	0	0
Theft (except motor vehicles)	1	0	0	0	0	0	0	0	0	0	0
Receive or handle proceeds of crime	1	4	0	1	0	1	0	0	0	0	0
Illegal use of property (except motor vehicles)	0	0	0	0	0	0	0	0	0	0	0
FRAUD, DECEPTION AND RELATED OFFENCES											
	1	1	1	0	0	0	0	0	0	0	0
ILLICIT DRUG OFFENCES											
Import or export illicit drugs	0	0	0	0	0	0	0	0	0	0	0
Deal or traffic in illicit drugs	0	0	1	0	0	0	0	0	0	0	0
Manufacture or cultivate illicit drugs	0	1	0	0	0	1	0	0	0	0	0
Possess and/or use illicit drugs	0	0	0	0	0	0	0	0	0	0	0

Other illicit drug offences	0	0	0	0	0	0	0	0	0	0	0
PROHIBITED AND REGULATED WEAPONS AND EXPLOSIVES OFFENCES	1	2	2	0	0	0	0	0	0	0	0
PROPERTY DAMAGE AND ENVIRONMENTAL POLLUTION	3	4	1	1	0	0	0	0	1	0	0
PUBLIC ORDER OFFENCES	1	3	0	0	0	0	0	0	0	0	0
TRAFFIC AND VEHICLE REGULATORY OFFENCES	2	4	2	0	0	1	0	0	0	0	0
OFFENCES AGAINST JUSTICE PROCEDURES, GOVERNMENT SECURITY AND GOVERNMENT OPE	0	2	0	0	0	0	0	0	0	0	0
MISCELLANEOUS OFFENCES	0	0	0	0	0	0	0	0	0	0	0
Unknown	0	0	0	0	0	0	0	0	0	0	0
Total	16	33	20	10	7	4	0	0	2	1	0

Supplementary Data											
Drink Driving	1	3	2	0	1	0	0	0	0	0	0
Offences against Firearms Act	0	0	0	0	0	0	0	0	0	0	0
Breaches against Probation	0	0	0	0	0	0	0	0	0	0	0
Unlawful possession	0	0	0	0	0	0	0	0	0	0	0
Stealing from a person	0	0	0	0	0	0	0	0	0	0	0

Notes

Source: MAX, 5 May 2017

[Back to Spreadsheet Table of Contents](#)
[Statement of Purpose and Explanatory Notes](#)

ACT Courts Table 7

Duration by principal charge - Supreme Court - March and June 2017 quarters

	Under 6 weeks	6 - 13 weeks	3 - 6 months	6 - 9 months	9 - 12 months	12 - 15 months	15 - 18 months	18 - 21 months	21-24 months	2 years and over	Other
HOMICIDE AND RELATED OFFENCES											
Murder	0	0	0	0	0	0	0	1	0	0	0
Attempted murder	0	0	0	0	0	0	1	0	0	0	0
Manslaughter and driving causing death	0	0	0	0	0	0	0	0	0	0	0
ACTS INTENDED TO CAUSE INJURY											
Assault	0	0	0	0	0	0	0	0	0	0	0
Serious assault resulting in injury	1	1	0	2	1	0	0	1	1	2	0
Serious assault not resulting in injury	0	0	0	0	0	0	0	0	0	0	0
Common assault	0	0	0	0	0	1	0	0	0	0	0
Other acts intended to cause injury	0	0	0	0	0	0	0	0	0	0	0
SEXUAL ASSAULT AND RELATED OFFENCES											
Sexual assault	0	0	1	2	1	2	0	0	0	2	0
Non-assaultive sexual offences	0	0	1	0	0	3	1	0	0	0	0
DANGEROUS OR NEGLIGENT ACTS ENDANGERING PERSONS											
Dangerous or negligent operation of a vehicle	0	1	0	0	1	0	0	0	0	0	0
Other dangerous or negligent acts endangering persons	0	0	0	0	0	0	0	0	0	0	0
ABDUCTION, HARASSMENT AND OTHER OFFENCES AGAINST THE PERSON											
	0	0	0	0	0	0	0	0	0	0	0
ROBBERY, EXTORTION AND RELATED OFFENCES											
Robbery	0	0	0	0	0	0	0	0	0	0	0
Aggravated Robbery	0	0	2	0	0	1	0	0	0	0	0
Non-aggravated robbery	0	0	1	0	0	0	0	0	0	0	0
Blackmail and extortion	0	0	0	0	0	0	0	0	0	0	0
UNLAWFUL ENTRY WITH INTENT/BURGLARY, BREAK AND ENTER											
Unlawful entry with intent/burglary, break and enter	0	1	0	1	0	0	2	1	0	0	0
THEFT AND RELATED OFFENCES											
Motor vehicle theft and related offences	1	0	0	0	0	0	0	0	0	0	0
Theft (except motor vehicles)	0	0	0	0	0	1	0	0	0	0	0
Receive or handle proceeds of crime	0	0	1	0	0	0	1	0	1	0	0
Illegal use of property (except motor vehicles)	0	0	0	0	0	0	0	0	0	0	0
FRAUD, DECEPTION AND RELATED OFFENCES											
	0	0	0	0	1	0	0	0	1	0	0
ILLICIT DRUG OFFENCES											
Import or export illicit drugs	0	0	0	0	0	0	0	0	0	0	0
Deal or traffic in illicit drugs	0	1	0	1	2	0	2	0	2	0	0
Manufacture or cultivate illicit drugs	0	0	0	0	0	0	0	0	0	0	0
Possess and/or use illicit drugs	0	0	0	0	0	0	0	0	0	0	0

Other illicit drug offences	0	0	0	0	0	0	0	0	0	0	0
PROHIBITED AND REGULATED WEAPONS AND EXPLOSIVES OFFENCES	0	0	0	1	0	0	0	0	0	0	0
PROPERTY DAMAGE AND ENVIRONMENTAL POLLUTION	0	0	0	0	0	2	1	0	0	0	0
PUBLIC ORDER OFFENCES	0	0	0	0	0	0	0	0	0	0	0
TRAFFIC AND VEHICLE REGULATORY OFFENCES	0	0	0	0	0	0	0	0	0	0	0
OFFENCES AGAINST JUSTICE PROCEDURES, GOVERNMENT SECURITY AND GOVERNMENT OPE	0	0	1	0	0	0	0	0	0	0	0
MISCELLANEOUS OFFENCES	0	0	0	0	0	0	0	0	0	0	0
Unknown	0	0	0	0	0	0	0	0	0	0	0
Total	2	4	7	7	6	10	8	3	5	4	0

Supplementary Data											
Drink Driving	0	0	0	0	0	0	0	0	0	0	0
Offences against Firearms Act	0	0	0	0	0	0	0	0	0	0	0
Breaches against Probation	0	0	0	0	0	0	0	0	0	0	0
Unlawful possession	0	0	0	0	0	0	0	0	0	0	0
Stealing from a person	0	0	0	0	0	1	0	0	0	0	0

Notes

Source: MAX, 5 May 2017

[Back to Spreadsheet Table of Contents](#)
[Statement of Purpose and Explanatory Notes](#)

ACT Courts Table 8

Findings by principal charge - Magistrates Court - March and June 2017 quarters

	Proven			Unproven				Transfer	Non-adjudicated					Committals		Unk.
	Guilty finding by court	Guilty plea by defendant	Guilty, ex parte	Acquitted by court	Not guilty (mental illness)	No case to answer	Charge unproven n.e.c.	Transfer to another court n.f.d.	Defendant deceased	Unfit to plead	Withdrawn by prosecution	Transfer to non-court agency	Other non-adjudicated n.e.c.	Committed for trial	Committed for sentence	Unknown
HOMICIDE AND RELATED OFFENCES																
Murder	0	0	0	0	0	0	0	0	0	0	0	0	0	0	0	0
Attempted murder	0	0	0	0	0	0	0	0	0	0	0	0	0	0	0	0
Manslaughter and driving causing death	0	0	0	0	0	0	0	0	0	0	0	0	0	0	0	0
ACTS INTENDED TO CAUSE INJURY																
Assault	0	0	0	0	0	0	0	0	0	0	0	0	0	0	0	0
Serious assault resulting in injury	2	50	0	0	0	0	1	0	0	0	9	0	0	9	2	18
Serious assault not resulting in injury	0	0	0	0	0	0	0	0	0	0	0	0	0	0	0	0
Common assault	0	131	1	1	2	0	0	0	0	0	18	1	1	3	1	25
Other acts intended to cause injury	0	7	0	0	2	0	0	0	0	0	1	0	1	2	0	0
SEXUAL ASSAULT AND RELATED OFFENCES																
Sexual assault	0	1	0	0	0	0	0	0	0	0	2	0	0	15	3	5
Non-assaultive sexual offences	0	1	0	0	0	0	0	0	0	0	0	0	0	1	4	0
DANGEROUS OR NEGLIGENT ACTS ENDANGERING PERSONS																
Dangerous or negligent operation of a vehicle	0	39	0	1	0	0	0	0	0	0	4	0	0	0	1	7
Other dangerous or negligent acts endangering persons	0	0	0	0	0	0	0	0	0	0	0	0	0	0	0	0
ABDUCTION, HARASSMENT AND OTHER OFFENCES AGAINST THE PERSON																
	0	9	0	0	0	0	0	0	0	0	4	0	0	3	1	3
ROBBERY, EXTORTION AND RELATED OFFENCES																
Robbery	0	0	0	0	0	0	0	0	0	0	0	0	0	0	0	0
Aggravated Robbery	0	4	0	0	0	0	0	0	0	0	2	0	0	6	2	0
Non-aggravated robbery	0	1	0	0	0	0	0	0	0	0	0	0	0	0	1	0
Blackmail and extortion	0	0	0	0	0	0	0	0	0	0	0	0	0	0	0	0
UNLAWFUL ENTRY WITH INTENT/BURGLARY, BREAK AND ENTER																
Unlawful entry with intent/burglary, break and enter	0	13	0	0	0	0	0	0	0	0	3	0	0	9	7	3
THEFT AND RELATED OFFENCES																
Motor vehicle theft and related offences	0	13	0	0	0	0	0	0	0	0	3	0	0	0	2	4
Theft (except motor vehicles)	0	13	0	0	0	0	0	0	0	0	3	0	0	0	0	2

	Proven			Unproven				Transfer	Non-adjudicated					Committals		Unk.
	Guilty finding by court	Guilty plea by defendant	Guilty, ex parte	Acquitted by court	Not guilty (mental illness)	No case to answer	Charge unproven n.e.c.	Transfer to another court n.f.d.	Defendant deceased	Unfit to plead	Withdrawn by prosecution	Transfer to non-court agency	Other non-adjudicated n.e.c.	Committed for trial	Committed for sentence	Unknown
Receive or handle proceeds of crime	0	40	1	0	2	0	0	0	0	0	9	0	0	1	0	1
Illegal use of property (except motor vehicles)	0	0	0	0	0	0	0	0	0	0	0	0	0	0	0	0
FRAUD, DECEPTION AND RELATED OFFENCES	0	25	0	0	0	0	0	0	1	0	1	0	0	2	4	2
ILLICIT DRUG OFFENCES																
Import or export illicit drugs	0	0	0	0	0	0	0	0	0	0	0	0	0	0	0	0
Deal or traffic in illicit drugs	0	2	0	0	0	0	0	0	0	0	2	0	0	6	2	1
Manufacture or cultivate illicit drugs	0	4	0	0	0	0	0	0	0	0	2	0	0	0	0	1
Possess and/or use illicit drugs	0	38	3	0	0	0	0	0	0	0	9	0	0	0	0	2
Other illicit drug offences	0	0	0	0	0	0	0	0	0	0	0	0	0	0	0	0
PROHIBITED AND REGULATED WEAPONS AND EXPLOSIVES OFFENCES	0	23	0	0	2	0	0	0	1	0	2	1	0	2	1	5
PROPERTY DAMAGE AND ENVIRONMENTAL POLLUTION	0	52	0	0	1	0	0	0	0	0	10	0	0	2	1	2
PUBLIC ORDER OFFENCES	0	41	1	0	2	0	0	0	1	0	16	0	0	1	0	6
TRAFFIC AND VEHICLE REGULATORY OFFENCES	2	760	107	0	1	0	0	0	0	0	487	0	0	0	0	65
OFFENCES AGAINST JUSTICE PROCEDURES, GOVERNMENT SECURITY AND GOVERNMENT OPE	0	58	5	0	0	0	1	0	1	0	15	0	0	0	1	7
MISCELLANEOUS OFFENCES	0	3	0	0	0	0	0	0	0	0	2	0	0	0	0	2
Unknown	0	0	0	0	0	0	0	0	0	0	0	0	0	0	0	0
Total	4	1328	118	2	12	0	2	0	4	0	604	2	2	62	33	161

Supplementary Data																
Drink Driving	14	574	1	0	0	0	1	0	0	0	6	0	0	0	0	0
Offences against Firearms Act	0	0	0	0	0	0	0	0	0	0	0	0	0	0	0	0
Breaches against Probation	0	0	0	0	0	0	0	0	0	0	0	0	0	0	0	0
Unlawful possession	1	38	3	0	0	0	1	0	0	0	9	0	0	0	0	0
Stealing from a person	0	9	0	0	0	0	1	0	0	0	3	0	0	0	0	0

Notes

The acronym "n.f.d." means not further defined; "n.e.c." means not elsewhere classified." For further explanations and definitions, see the Explanatory notes (see link above)

Source: MAX, 5 May 2017

[Back to Spreadsheet Table of Contents](#)
[Statement of Purpose and Explanatory Notes](#)

ACT Courts Table 9

Findings by principal charge - Children's Court - March and June 2017 quarters

	Proven			Unproven				Transfer	Non-adjudicated					Committals		Unk.
	Guilty finding by court	Guilty plea by defendant	Guilty, ex parte	Acquitted by court	Not guilty (mental illness)	No case to answer	Charge unproven n.e.c.	Transfer to another court n.f.d.	Defendant deceased	Unfit to plead	Withdrawn by prosecution	Transfer to non-court agency	Other non-adjudicated n.e.c.	Committed for trial	Committed for sentence	Unknown
HOMICIDE AND RELATED OFFENCES																
Murder	0	0	0	0	0	0	0	0	0	0	0	0	0	0	0	0
Attempted murder	0	0	0	0	0	0	0	0	0	0	0	0	0	0	0	0
Manslaughter and driving causing death	0	0	0	0	0	0	0	0	0	0	0	0	0	0	0	0
ACTS INTENDED TO CAUSE INJURY																
Assault	0	0	0	0	0	0	0	0	0	0	0	0	0	0	0	0
Serious assault resulting in injury	0	3	0	0	0	0	0	0	0	0	0	0	0	1	0	1
Serious assault not resulting in injury	0	0	0	0	0	0	0	0	0	0	0	0	0	0	0	0
Common assault	3	6	0	0	1	0	0	0	0	0	0	0	0	0	0	0
Other acts intended to cause injury	0	1	0	0	0	0	0	0	0	0	1	0	0	0	0	0
SEXUAL ASSAULT AND RELATED OFFENCES																
Sexual assault	0	1	0	0	0	0	0	0	0	0	1	0	0	1	0	0
Non-assaultive sexual offences	0	0	0	0	0	0	0	0	0	0	0	0	0	0	0	0
DANGEROUS OR NEGLIGENT ACTS ENDANGERING PERSONS																
Dangerous or negligent operation of a vehicle	0	6	0	0	0	0	0	0	0	0	0	0	0	0	0	0
Other dangerous or negligent acts endangering persons	0	0	0	0	0	0	0	0	0	0	0	0	0	0	0	0
ABDUCTION, HARASSMENT AND OTHER OFFENCES AGAINST THE PERSON																
	0	2	0	0	0	0	0	0	0	0	0	0	0	0	0	0
ROBBERY, EXTORTION AND RELATED OFFENCES																
Robbery	0	0	0	0	0	0	0	0	0	0	0	0	0	0	0	0
Aggravated Robbery	0	4	0	0	0	0	0	0	0	0	2	0	0	1	3	0
Non-aggravated robbery	0	0	0	0	0	0	0	0	0	0	0	0	0	0	0	0
Blackmail and extortion	0	0	0	0	0	0	0	0	0	0	0	0	0	0	0	0
UNLAWFUL ENTRY WITH INTENT/BURGLARY, BREAK AND ENTER																
Unlawful entry with intent/burglary, break and enter	0	5	0	0	0	0	0	0	0	0	0	0	0	0	0	0
THEFT AND RELATED OFFENCES																
Motor vehicle theft and related offences	0	2	0	0	0	0	0	0	0	0	1	0	0	0	0	3
Theft (except motor vehicles)	0	1	0	0	0	0	0	0	0	0	0	0	0	0	0	0

	Proven			Unproven				Transfer	Non-adjudicated					Committals		Unk.
	Guilty finding by court	Guilty plea by defendant	Guilty, ex parte	Acquitted by court	Not guilty (mental illness)	No case to answer	Charge unproven n.e.c.	Transfer to another court n.f.d.	Defendant deceased	Unfit to plead	Withdrawn by prosecution	Transfer to non-court agency	Other non-adjudicated n.e.c.	Committed for trial	Committed for sentence	Unknown
Receive or handle proceeds of crime	0	5	0	0	0	0	1	0	0	0	0	0	0	0	0	1
Illegal use of property (except motor vehicles)	0	0	0	0	0	0	0	0	0	0	0	0	0	0	0	0
FRAUD, DECEPTION AND RELATED OFFENCES	0	2	0	0	0	0	0	0	0	0	0	0	0	0	1	0
ILLCIT DRUG OFFENCES																
Import or export illicit drugs	0	0	0	0	0	0	0	0	0	0	0	0	0	0	0	0
Deal or traffic in illicit drugs	0	1	0	0	0	0	0	0	0	0	0	0	0	0	0	0
Manufacture or cultivate illicit drugs	1	1	0	0	0	0	0	0	0	0	0	0	0	0	0	0
Possess and/or use illicit drugs	0	0	0	0	0	0	0	0	0	0	0	0	0	0	0	0
Other illicit drug offences	0	0	0	0	0	0	0	0	0	0	0	0	0	0	0	0
PROHIBITED AND REGULATED WEAPONS AND EXPLOSIVES OFFENCES	0	3	0	0	0	0	0	0	0	0	2	0	0	0	0	0
PROPERTY DAMAGE AND ENVIRONMENTAL POLLUTION	0	6	0	0	0	0	0	0	0	0	3	0	0	0	0	1
PUBLIC ORDER OFFENCES	0	3	0	0	0	0	0	0	0	0	1	0	0	0	0	0
TRAFFIC AND VEHICLE REGULATORY OFFENCES	0	9	0	0	0	0	0	0	0	0	0	0	0	0	0	0
OFFENCES AGAINST JUSTICE PROCEDURES, GOVERNMENT SECURITY AND GOVERNMENT OPE	0	1	0	0	0	0	0	0	0	0	1	0	0	0	0	0
MISCELLANEOUS OFFENCES	0	0	0	0	0	0	0	0	0	0	0	0	0	0	0	0
Unknown	0	0	0	0	0	0	0	0	0	0	0	0	0	0	0	0
Total	4	62	0	0	1	0	1	0	0	0	12	0	0	3	4	6

Supplementary Data																
Drink Driving	0	7	0	0	0	0	0	0	0	0	0	0	0	0	0	0
Offences against Firearms Act	0	0	0	0	0	0	0	0	0	0	0	0	0	0	0	0
Breaches against Probation	0	0	0	0	0	0	0	0	0	0	0	0	0	0	0	0
Unlawful possession	0	0	0	0	0	0	0	0	0	0	0	0	0	0	0	0
Stealing from a person	0	0	0	0	0	0	0	0	0	0	0	0	0	0	0	0

Notes

The acronym "n.f.d." means not further defined; "n.e.c." means not elsewhere classified." For further explanations and definitions, see the Explanatory notes (see link above)

Source: MAX, 5 May 2017

[Back to Spreadsheet Table of Contents](#)
[Statement of Purpose and Explanatory Notes](#)

ACT Courts Table 10

Findings by principal charge - Supreme Court - March and June 2017 quarters

	Proven			Unproven				Transfer	Non-adjudicated					Committals		Unk.
	Guilty finding by court	Guilty plea by defendant	Guilty, ex parte	Acquitted by court	Not guilty (mental illness)	No case to answer	Charge unproven n.e.c.	Transfer to another court n.f.d.	Defendant deceased	Unfit to plead	Withdrawn by prosecution	Transfer to non-court agency	Other non-adjudicated n.e.c.	Committed for trial	Committed for sentence	Unknown
HOMICIDE AND RELATED OFFENCES																
Murder	0	1	0	0	0	0	0	0	0	0	0	0	0	0	0	0
Attempted murder	0	0	0	1	0	0	0	0	0	0	0	0	0	0	0	0
Manslaughter and driving causing death	0	0	0	0	0	0	0	0	0	0	0	0	0	0	0	0
ACTS INTENDED TO CAUSE INJURY																
Assault	0	0	0	0	0	0	0	0	0	0	0	0	0	0	0	0
Serious assault resulting in injury	2	5	0	0	0	0	0	0	0	0	2	0	0	0	0	0
Serious assault not resulting in injury	0	0	0	0	0	0	0	0	0	0	0	0	0	0	0	0
Common assault	0	0	0	1	0	0	0	0	0	0	0	0	0	0	0	0
Other acts intended to cause injury	0	0	0	0	0	0	0	0	0	0	0	0	0	0	0	0
SEXUAL ASSAULT AND RELATED OFFENCES																
Sexual assault	2	2	0	2	0	0	0	0	0	0	0	0	0	0	0	0
Non-assaultive sexual offences	0	5	0	1	0	0	0	0	0	0	1	0	0	0	0	0
DANGEROUS OR NEGLIGENT ACTS ENDANGERING PERSONS																
Dangerous or negligent operation of a vehicle	0	2	0	0	0	0	0	0	0	0	0	0	0	0	0	0
Other dangerous or negligent acts endangering persons	0	0	0	0	0	0	0	0	0	0	0	0	0	0	0	0
ABDUCTION, HARASSMENT AND OTHER OFFENCES AGAINST THE PERSON																
	0	0	0	0	0	0	0	0	0	0	0	0	0	0	0	0
ROBBERY, EXTORTION AND RELATED OFFENCES																
Robbery	0	0	0	0	0	0	0	0	0	0	0	0	0	0	0	0
Aggravated Robbery	0	2	0	1	0	0	0	0	0	0	0	0	0	0	0	0
Non-aggravated robbery	0	1	0	0	0	0	0	0	0	0	0	0	0	0	0	0
Blackmail and extortion	0	0	0	0	0	0	0	0	0	0	0	0	0	0	0	0
UNLAWFUL ENTRY WITH INTENT/BURGLARY, BREAK AND ENTER																
Unlawful entry with intent/burglary, break and enter	2	1	0	1	1	0	0	0	0	0	0	0	0	0	0	0
THEFT AND RELATED OFFENCES																
Motor vehicle theft and related offences	0	1	0	0	0	0	0	0	0	0	0	0	0	0	0	0
Theft (except motor vehicles)	1	0	0	0	0	0	0	0	0	0	0	0	0	0	0	0

	Proven			Unproven				Transfer	Non-adjudicated					Committals		Unk.
	Guilty finding by court	Guilty plea by defendant	Guilty, ex parte	Acquitted by court	Not guilty (mental illness)	No case to answer	Charge unproven n.e.c.	Transfer to another court n.f.d.	Defendant deceased	Unfit to plead	Withdrawn by prosecution	Transfer to non-court agency	Other non-adjudicated n.e.c.	Committed for trial	Committed for sentence	Unknown
Receive or handle proceeds of crime	2	1	0	0	0	0	0	0	0	0	0	0	0	0	0	0
Illegal use of property (except motor vehicles)	0	0	0	0	0	0	0	0	0	0	0	0	0	0	0	0
FRAUD, DECEPTION AND RELATED OFFENCES	0	2	0	0	0	0	0	0	0	0	0	0	0	0	0	0
ILLICIT DRUG OFFENCES																
Import or export illicit drugs	0	0	0	0	0	0	0	0	0	0	0	0	0	0	0	0
Deal or traffic in illicit drugs	4	4	0	0	0	0	0	0	0	0	0	0	0	0	0	0
Manufacture or cultivate illicit drugs	0	0	0	0	0	0	0	0	0	0	0	0	0	0	0	0
Possess and/or use illicit drugs	0	0	0	0	0	0	0	0	0	0	0	0	0	0	0	0
Other illicit drug offences	0	0	0	0	0	0	0	0	0	0	0	0	0	0	0	0
PROHIBITED AND REGULATED WEAPONS AND EXPLOSIVES OFFENCES	0	1	0	0	0	0	0	0	0	0	0	0	0	0	0	0
PROPERTY DAMAGE AND ENVIRONMENTAL POLLUTION	0	0	0	1	1	0	0	0	0	0	1	0	0	0	0	0
PUBLIC ORDER OFFENCES	0	0	0	0	0	0	0	0	0	0	0	0	0	0	0	0
TRAFFIC AND VEHICLE REGULATORY OFFENCES	0	0	0	0	0	0	0	0	0	0	0	0	0	0	0	0
OFFENCES AGAINST JUSTICE PROCEDURES, GOVERNMENT SECURITY AND GOVERNMENT OPE	0	1	0	0	0	0	0	0	0	0	0	0	0	0	0	0
MISCELLANEOUS OFFENCES	0	0	0	0	0	0	0	0	0	0	0	0	0	0	0	0
Unknown	0	0	0	0	0	0	0	0	0	0	0	0	0	0	0	0
Total	13	29	0	8	2	0	0	0	0	0	4	0	0	0	0	0

Supplementary Data																
Drink Driving	0	0	0	0	0	0	0	0	0	0	0	0	0	0	0	0
Offences against Firearms Act	0	0	0	0	0	0	0	0	0	0	0	0	0	0	0	0
Breaches against Probation	0	0	0	0	0	0	0	0	0	0	0	0	0	0	0	0
Unlawful possession	0	0	0	0	0	0	0	0	0	0	0	0	0	0	0	0
Stealing from a person	1	0	0	0	0	0	0	0	0	0	0	0	0	0	0	0

Notes

The acronym "n.f.d." means not further defined; "n.e.c." means not elsewhere classified." For further explanations and definitions, see the Explanatory notes (see link above)

Source: MAX, 5 May 2017

[Back to Spreadsheet Table of Contents](#)
[Statement of Purpose and Explanatory Notes](#)

ACT Courts Table 11

Sentence outcome by principal charge - Magistrates Court - March and June 2017 quarters

	Custodial Orders										Non-Custodial Orders									
	Correctional Institution						Community		Fully Suspend		Community supervision or Work Orders				Monetary			Other		
	Life imprisonment	Imprisonment - determined term	Imprisonment - partially suspended	Periodic detention	Juvenile detention - determined term	Juvenile detention - partially suspended	Intensive corrections order	Other custody in the community n.e.c.	Adult fully suspended sentence	Juvenile fully suspended sentence	Community service order	Probation order	Treatment order	Referral to conference	Fine	Order -recompense to victim	Other monetary orders n.e.c.	Other non-custodial orders n.f.d.	Good behaviour bond / recognisance orders	Sentence type unknown / not stated
HOMICIDE AND RELATED OFFENCES																				
Murder	0	0	0	0	0	0	0	0	0	0	0	0	0	0	0	0	0	0	0	0
Attempted murder	0	0	0	0	0	0	0	0	0	0	0	0	0	0	0	0	0	0	0	0
Manslaughter and driving causing death	0	0	0	0	0	0	0	0	0	0	0	0	0	0	0	0	0	0	0	0
ACTS INTENDED TO CAUSE INJURY																				
Assault	0	0	0	0	0	0	0	0	0	0	0	0	0	0	0	0	0	0	0	0
Serious assault resulting in injury	0	26	0	0	0	0	6	0	12	0	4	0	0	0	15	0	0	0	1	27
Serious assault not resulting in injury	0	0	0	0	0	0	0	0	0	0	0	0	0	0	0	0	0	0	0	0
Common assault	0	36	2	0	0	0	0	0	12	0	10	0	0	0	82	0	0	0	1	41
Other acts intended to cause injury	0	4	0	0	0	0	0	0	2	0	0	0	0	0	1	0	0	0	0	6
SEXUAL ASSAULT AND RELATED OFFENCES																				
Sexual assault	0	3	0	0	0	0	0	0	0	0	0	0	0	0	1	0	0	0	0	22
Non-assaultive sexual offences	0	0	0	0	0	0	1	0	0	0	0	0	0	0	0	0	0	0	0	5
DANGEROUS OR NEGLIGENT ACTS ENDANGERING PERSONS																				
Dangerous or negligent operation of a vehicle	0	16	0	0	0	0	2	0	4	0	3	0	0	0	20	1	0	0	0	6
Other dangerous or negligent acts endangering persons	0	0	0	0	0	0	0	0	0	0	0	0	0	0	0	0	0	0	0	0
ABDUCTION, HARASSMENT AND OTHER OFFENCES AGAINST THE PERSON																				
	0	3	0	0	0	0	0	0	1	0	0	0	0	0	6	0	0	0	0	10
ROBBERY, EXTORTION AND RELATED OFFENCES																				
Robbery	0	0	0	0	0	0	0	0	0	0	0	0	0	0	0	0	0	0	0	0
Aggravated Robbery	0	3	0	0	0	0	1	0	0	0	0	0	0	0	0	0	0	0	0	10
Non-aggravated robbery	0	1	0	0	0	0	0	0	0	0	0	0	0	0	0	0	0	0	0	1
Blackmail and extortion	0	0	0	0	0	0	0	0	0	0	0	0	0	0	0	0	0	0	0	0
UNLAWFUL ENTRY WITH INTENT/BURGLARY, BREAK AND ENTER																				
Unlawful entry with intent/burglary, break and enter	0	8	0	0	0	0	2	0	3	0	1	0	0	0	0	0	0	0	0	21
THEFT AND RELATED OFFENCES																				
Motor vehicle theft and related offences	0	8	0	0	0	0	0	0	1	0	1	0	0	0	3	0	0	0	0	9
Theft (except motor vehicles)	0	9	0	0	0	0	0	0	0	0	2	0	0	0	2	0	0	0	0	5
Receive or handle proceeds of crime	0	9	0	0	0	0	0	0	5	0	3	0	0	0	24	0	0	0	1	12

	Custodial Orders										Non-Custodial Orders									
	Correctional Institution						Community		Fully Suspend		Community supervision or Work Orders				Monetary			Other		
	Life imprisonment	Imprisonment - determined term	Imprisonment - partially suspended	Periodic detention	Juvenile detention - determined term	Juvenile detention - partially suspended	Intensive corrections order	Other custody in the community n.e.c.	Adult fully suspended sentence	Juvenile fully suspended sentence	Community service order	Probation order	Treatment order	Referral to conference	Fine	Order -recompense to victim	Other monetary orders n.e.c.	Other non-custodial orders n.f.d.	Good behaviour bond / recognisance orders	Sentence type unknown / not stated
Illegal use of property (except motor vehicles)	0	0	0	0	0	0	0	0	0	0	0	0	0	0	0	0	0	0	0	0
FRAUD, DECEPTION AND RELATED OFFENCES	0	7	0	0	0	0	1	0	4	0	3	0	0	0	8	0	0	0	2	10
ILLICIT DRUG OFFENCES																				
Import or export illicit drugs	0	0	0	0	0	0	0	0	0	0	0	0	0	0	0	0	0	0	0	0
Deal or traffic in illicit drugs	0	1	0	0	0	0	0	0	1	0	0	0	0	0	1	0	0	0	0	10
Manufacture or cultivate illicit drugs	0	1	0	0	0	0	0	0	1	0	1	0	0	0	2	0	0	0	0	2
Possess and/or use illicit drugs	0	4	0	0	0	0	0	0	4	0	1	0	0	0	25	0	0	0	6	12
Other illicit drug offences	0	0	0	0	0	0	0	0	0	0	0	0	0	0	0	0	0	0	0	0
PROHIBITED AND REGULATED WEAPONS AND EXPLOSIVES OFFENCES	0	14	0	0	0	0	1	0	2	0	0	0	0	0	10	0	0	0	0	10
PROPERTY DAMAGE AND ENVIRONMENTAL POLLUTION	0	11	0	0	0	0	0	0	0	0	2	0	0	0	34	3	0	0	3	15
PUBLIC ORDER OFFENCES	0	5	0	0	0	0	0	0	2	0	3	0	0	0	36	0	0	0	2	20
TRAFFIC AND VEHICLE REGULATORY OFFENCES	0	31	0	0	0	0	6	0	38	0	31	0	0	0	787	0	0	0	12	517
OFFENCES AGAINST JUSTICE PROCEDURES, GOVERNMENT SECURITY AND GOVERNMENT OPE	0	14	0	0	0	0	1	0	5	0	3	0	0	0	44	0	0	0	0	21
MISCELLANEOUS OFFENCES	0	0	0	0	0	0	0	0	0	0	0	0	0	0	3	0	0	0	0	4
Unknown	0	0	0	0	0	0	0	0	0	0	0	0	0	0	0	0	0	0	0	0
Total	0	214	2	0	0	0	21	0	97	0	68	0	0	0	1104	4	0	0	28	796

Supplementary Data																				
Drink Driving	0	19	0	0	0	0	5	0	29	0	23	0	0	0	508	0	0	0	8	0
Offences against Firearms Act	0	0	0	0	0	0	0	0	0	0	0	0	0	0	0	0	0	0	0	0
Breaches against Probation	0	0	0	0	0	0	0	0	0	0	0	0	0	0	0	0	0	0	0	0
Unlawful possession	0	4	0	0	0	0	0	0	4	0	1	0	0	0	25	0	0	2	6	0
Stealing from a person	0	6	0	0	0	0	0	0	0	0	2	0	0	0	1	0	0	0	0	0

Notes

The acronym "n.f.d." means not further defined; "n.e.c." means not elsewhere classified." For further explanations and definitions, see the Explanatory notes (see link above)

Source: MAX, 5 May 2017

[Back to Spreadsheet Table of Contents](#)
[Statement of Purpose and Explanatory Notes](#)

ACT Courts Table 12

Sentence outcome by principal charge - Children's Court - March and June 2017 quarters

	Custodial Orders										Non-Custodial Orders									
	Correctional Institution						Community		Fully Suspend		Community supervision or Work Orders				Monetary			Other		
	Life imprisonment	Imprisonment - determined term	Imprisonment - partially suspended	Periodic detention	Juvenile detention - determined term	Juvenile detention - partially suspended	Intensive corrections order	Other custody in the community n.e.c.	Adult fully suspended sentence	Juvenile fully suspended sentence	Community service order	Probation order	Treatment order	Referral to conference	Fine	Order -recompense to victim	Other monetary orders n.e.c.	Other non-custodial orders n.f.d.	Good behaviour bond / recognisance orders	Sentence type unknown / not stated
HOMICIDE AND RELATED OFFENCES																				
Murder	0	0	0	0	0	0	0	0	0	0	0	0	0	0	0	0	0	0	0	0
Attempted murder	0	0	0	0	0	0	0	0	0	0	0	0	0	0	0	0	0	0	0	0
Manslaughter and driving causing death	0	0	0	0	0	0	0	0	0	0	0	0	0	0	0	0	0	0	0	0
ACTS INTENDED TO CAUSE INJURY																				
Assault	0	0	0	0	0	0	0	0	0	0	0	0	0	0	0	0	0	0	0	0
Serious assault resulting in injury	0	0	0	0	2	0	0	0	0	0	0	0	0	0	0	0	0	0	1	2
Serious assault not resulting in injury	0	0	0	0	0	0	0	0	0	0	0	0	0	0	0	0	0	0	0	0
Common assault	0	0	0	0	1	0	0	0	0	0	1	0	0	0	1	0	0	0	6	1
Other acts intended to cause injury	0	0	0	0	0	0	0	0	0	1	0	0	0	0	0	0	0	0	0	1
SEXUAL ASSAULT AND RELATED OFFENCES																				
Sexual assault	0	0	0	0	0	0	0	0	0	0	0	0	0	0	0	0	0	0	1	2
Non-assaultive sexual offences	0	0	0	0	0	0	0	0	0	0	0	0	0	0	0	0	0	0	0	0
DANGEROUS OR NEGLIGENT ACTS ENDANGERING PERSONS																				
Dangerous or negligent operation of a vehicle	0	0	0	0	1	0	0	0	0	0	0	0	0	0	1	0	0	0	4	0
Other dangerous or negligent acts endangering persons	0	0	0	0	0	0	0	0	0	0	0	0	0	0	0	0	0	0	0	0
ABDUCTION, HARASSMENT AND OTHER OFFENCES AGAINST THE PERSON																				
	0	0	0	0	0	0	0	0	0	0	0	0	0	0	0	0	0	0	2	0
ROBBERY, EXTORTION AND RELATED OFFENCES																				
Robbery	0	0	0	0	0	0	0	0	0	0	0	0	0	0	0	0	0	0	0	0
Aggravated Robbery	0	0	0	0	3	0	0	0	0	1	0	0	0	0	0	0	0	0	0	6
Non-aggravated robbery	0	0	0	0	0	0	0	0	0	0	0	0	0	0	0	0	0	0	0	0
Blackmail and extortion	0	0	0	0	0	0	0	0	0	0	0	0	0	0	0	0	0	0	0	0
UNLAWFUL ENTRY WITH INTENT/BURGLARY, BREAK AND ENTER																				
Unlawful entry with intent/burglary, break and enter	0	0	0	0	3	0	0	0	0	1	0	0	0	0	0	0	0	0	1	0
THEFT AND RELATED OFFENCES																				
Motor vehicle theft and related offences	0	0	0	0	0	0	0	0	0	0	0	0	0	0	0	0	0	0	2	4
Theft (except motor vehicles)	0	0	0	0	0	0	0	0	0	0	0	0	0	0	0	0	0	0	1	0
Receive or handle proceeds of crime	0	0	0	0	0	0	0	0	0	0	0	0	0	0	0	0	0	0	5	2

Illegal use of property (except motor vehicles)	0	0	0	0	0	0	0	0	0	0	0	0	0	0	0	0	0	0	0	0
FRAUD, DECEPTION AND RELATED OFFENCES	0	0	0	0	1	0	0	0	0	0	0	0	0	0	0	0	0	0	0	2
ILLCIT DRUG OFFENCES																				
Import or export illicit drugs	0	0	0	0	0	0	0	0	0	0	0	0	0	0	0	0	0	0	0	0
Deal or traffic in illicit drugs	0	0	0	0	0	0	0	0	0	1	0	0	0	0	0	0	0	0	0	0
Manufacture or cultivate illicit drugs	0	0	0	0	2	0	0	0	0	0	0	0	0	0	0	0	0	0	0	0
Possess and/or use illicit drugs	0	0	0	0	0	0	0	0	0	0	0	0	0	0	0	0	0	0	0	0
Other illicit drug offences	0	0	0	0	0	0	0	0	0	0	0	0	0	0	0	0	0	0	0	0
PROHIBITED AND REGULATED WEAPONS AND EXPLOSIVES OFFENCES	0	0	0	0	0	0	0	0	0	0	0	0	0	0	0	0	0	0	3	2
PROPERTY DAMAGE AND ENVIRONMENTAL POLLUTION	0	0	0	0	0	0	0	0	0	0	0	0	0	0	0	0	0	0	6	4
PUBLIC ORDER OFFENCES	0	0	0	0	0	0	0	0	0	0	0	0	0	0	0	0	0	0	3	1
TRAFFIC AND VEHICLE REGULATORY OFFENCES	0	0	0	0	0	0	0	0	0	0	0	0	0	0	0	0	0	0	9	0
OFFENCES AGAINST JUSTICE PROCEDURES, GOVERNMENT SECURITY AND GOVERNMENT OPE	0	0	0	0	0	0	0	0	0	0	0	0	0	0	0	0	0	0	1	1
MISCELLANEOUS OFFENCES	0	0	0	0	0	0	0	0	0	0	0	0	0	0	0	0	0	0	0	0
Unknown	0	0	0	0	0	0	0	0	0	0	0	0	0	0	0	0	0	0	0	0
Total	0	0	0	0	13	0	0	0	0	4	1	0	0	0	2	0	0	0	45	28

Supplementary Data																				
Drink Driving	0	0	0	0	0	0	0	0	0	0	0	0	0	0	0	0	0	0	7	0
Offences against Firearms Act	0	0	0	0	0	0	0	0	0	0	0	0	0	0	0	0	0	0	0	0
Breaches against Probation	0	0	0	0	0	0	0	0	0	0	0	0	0	0	0	0	0	0	0	0
Unlawful possession	0	0	0	0	0	0	0	0	0	0	0	0	0	0	0	0	0	0	0	0
Stealing from a person	0	0	0	0	0	0	0	0	0	0	0	0	0	0	0	0	0	0	0	0

Notes

The acronym "n.f.d." means not further defined; "n.e.c." means not elsewhere classified." For further explanations and definitions, see the Explanatory notes (see link above)

Source: MAX, 5 May 2017

[Back to Spreadsheet Table of Contents](#)
[Statement of Purpose and Explanatory Notes](#)

ACT Courts Table 13

Sentence outcome by principal charge - Supreme Court - March and June 2017 quarters

	Custodial Orders										Non-Custodial Orders									
	Correctional Institution						Community		Fully Suspend		Community supervision or Work Orders				Monetary			Other		
	Life imprisonment	Imprisonment - determined term	Imprisonment - partially suspended	Periodic detention	Juvenile detention - determined term	Juvenile detention - partially suspended	Intensive corrections order	Other custody in the community n.e.c.	Adult fully suspended sentence	Juvenile fully suspended sentence	Community service order	Probation order	Treatment order	Referral to conference	Fine	Order -recompense to victim	Other monetary orders n.e.c.	Other non-custodial orders n.f.d.	Good behaviour bond / recognisance orders	Sentence type unknown / not stated
HOMICIDE AND RELATED OFFENCES																				
Murder	0	1	0	0	0	0	0	0	0	0	0	0	0	0	0	0	0	0	0	0
Attempted murder	0	0	0	0	0	0	0	0	0	0	0	0	0	0	0	0	0	0	0	1
Manslaughter and driving causing death	0	0	0	0	0	0	0	0	0	0	0	0	0	0	0	0	0	0	0	0
ACTS INTENDED TO CAUSE INJURY																				
Assault	0	0	0	0	0	0	0	0	0	0	0	0	0	0	0	0	0	0	0	0
Serious assault resulting in injury	0	4	1	0	0	0	0	0	1	0	0	0	0	0	0	0	1	0	0	2
Serious assault not resulting in injury	0	0	0	0	0	0	0	0	0	0	0	0	0	0	0	0	0	0	0	0
Common assault	0	0	0	0	0	0	0	0	0	0	0	0	0	0	0	0	0	0	0	1
Other acts intended to cause injury	0	0	0	0	0	0	0	0	0	0	0	0	0	0	0	0	0	0	0	0
SEXUAL ASSAULT AND RELATED OFFENCES																				
Sexual assault	0	1	0	0	0	0	0	0	1	0	2	0	0	0	0	0	0	0	0	2
Non-assaultive sexual offences	0	2	2	0	0	0	0	0	1	0	0	0	0	0	0	0	0	0	0	2
DANGEROUS OR NEGLIGENT ACTS ENDANGERING PERSONS																				
Dangerous or negligent operation of a vehicle	0	1	0	0	0	0	0	0	0	0	1	0	0	0	0	0	0	0	0	0
Other dangerous or negligent acts endangering persons	0	0	0	0	0	0	0	0	0	0	0	0	0	0	0	0	0	0	0	0
ABDUCTION, HARASSMENT AND OTHER OFFENCES AGAINST THE PERSON																				
Abduction, harassment and other offences against the person	0	0	0	0	0	0	0	0	0	0	0	0	0	0	0	0	0	0	0	0
ROBBERY, EXTORTION AND RELATED OFFENCES																				
Robbery	0	0	0	0	0	0	0	0	0	0	0	0	0	0	0	0	0	0	0	0
Aggravated Robbery	0	1	0	0	0	0	0	0	1	0	0	0	0	0	0	0	0	0	0	1
Non-aggravated robbery	0	1	0	0	0	0	0	0	0	0	0	0	0	0	0	0	0	0	0	0
Blackmail and extortion	0	0	0	0	0	0	0	0	0	0	0	0	0	0	0	0	0	0	0	0
UNLAWFUL ENTRY WITH INTENT/BURGLARY, BREAK AND ENTER																				
Unlawful entry with intent/burglary, break and enter	0	1	1	0	0	0	0	0	1	0	0	0	0	0	0	0	0	0	0	2
THEFT AND RELATED OFFENCES																				
Motor vehicle theft and related offences	0	1	0	0	0	0	0	0	0	0	0	0	0	0	0	0	0	0	0	0
Theft (except motor vehicles)	0	0	0	0	0	0	0	0	0	0	0	0	0	0	0	1	0	0	0	0
Receive or handle proceeds of crime	0	1	1	0	0	0	1	0	0	0	0	0	0	0	0	0	0	0	0	0

Illegal use of property (except motor vehicles)	0	0	0	0	0	0	0	0	0	0	0	0	0	0	0	0	0	0	0	0
FRAUD, DECEPTION AND RELATED OFFENCES	0	0	1	0	0	0	0	0	0	0	0	0	0	0	0	0	0	1	0	0
ILLICIT DRUG OFFENCES																				
Import or export illicit drugs	0	0	0	0	0	0	0	0	0	0	0	0	0	0	0	0	0	2	0	0
Deal or traffic in illicit drugs	0	5	1	0	0	0	0	0	0	0	0	0	0	0	0	0	0	0	0	0
Manufacture or cultivate illicit drugs	0	0	0	0	0	0	0	0	0	0	0	0	0	0	0	0	0	0	0	0
Possess and/or use illicit drugs	0	0	0	0	0	0	0	0	0	0	0	0	0	0	0	0	0	0	0	0
Other illicit drug offences	0	0	0	0	0	0	0	0	0	0	0	0	0	0	0	0	0	0	0	0
PROHIBITED AND REGULATED WEAPONS AND EXPLOSIVES OFFENCES	0	1	0	0	0	0	0	0	0	0	0	0	0	0	0	0	0	0	0	0
PROPERTY DAMAGE AND ENVIRONMENTAL POLLUTION	0	0	0	0	0	0	0	0	0	0	0	0	0	0	0	0	0	0	0	3
PUBLIC ORDER OFFENCES	0	0	0	0	0	0	0	0	0	0	0	0	0	0	0	0	0	0	0	0
TRAFFIC AND VEHICLE REGULATORY OFFENCES	0	0	0	0	0	0	0	0	0	0	0	0	0	0	0	0	0	0	0	0
OFFENCES AGAINST JUSTICE PROCEDURES, GOVERNMENT SECURITY AND GOVERNMENT OPE	0	0	0	0	0	0	0	0	0	0	0	0	0	0	0	0	0	1	0	0
MISCELLANEOUS OFFENCES	0	0	0	0	0	0	0	0	0	0	0	0	0	0	0	0	0	0	0	0
Unknown	0	0	0	0	0	0	0	0	0	0	0	0	0	0	0	0	0	0	0	0
Total	0	20	7	0	0	0	1	0	5	0	3	0	0	0	0	0	1	5	0	14

Supplementary Data																				
Drink Driving	0	0	0	0	0	0	0	0	0	0	0	0	0	0	0	0	0	0	0	0
Offences against Firearms Act	0	0	0	0	0	0	0	0	0	0	0	0	0	0	0	0	0	0	0	0
Breaches against Probation	0	0	0	0	0	0	0	0	0	0	0	0	0	0	0	0	0	0	0	0
Unlawful possession	0	0	0	0	0	0	0	0	0	0	0	0	0	0	0	0	0	0	0	0
Stealing from a person	0	0	0	0	0	0	0	0	0	0	0	0	0	0	0	0	1	0	0	0

Notes

The acronym "n.f.d." means not further defined; "n.e.c." means not elsewhere classified." For further explanations and definitions, see the Explanatory notes (see link above)

Source: MAX, 5 May 2017

[Back to Spreadsheet Table of Contents](#)
[Statement of Purpose and Explanatory Notes](#)

Access Canberra Table 1 Interlock program data - September 2014 to June 2017

	Qualifying offences			Interlock program participation							
	Convicted of drink driving with BAC of 0.15 or higher	Repeat offenders (3 or more drink driving offences in last five years)	Refusal to undergo test or provide sample	New mandatory interlock participants	New voluntary participation in Interlock program	All new participants in the Interlock program	New participants who are repeat participants	Total number of vehicles with interlocks in ACT at end of quarter	Standard ADAC course completed	Extended ADAC course completed	Breaches of 3 month clear period
Sep-14	0	4	4	1	5	6	0	6	0	6	2
Dec-14	4	3	2	4	17	21	0	27	1	19	2
Mar-15	13	3	3	13	9	22	0	49	1	21	2
Jun-15	9	2	4	9	8	17	0	66	0	17	1
Sep-15	16	2	2	16	6	22	0	69	0	22	0
Dec-15	9	0	0	9	6	15	0	91	0	15	6
Mar-16	10	0	2	13	9	22	0	113	0	19	5
Jun-16	20	0	1	25	12	37	0	113	0	31	6
Sep-16	19	0	2	22	10	32	0	145	0	29	5
Dec-16	45	0	3	18	5	23	0	113	0	18	1
Mar-17	27	0	0	31	1	32	0	145	0	26	0
Jun-17	30	1	4	46	16	62	0	169	0	49	0

Notes

Data for 'Qualifying Offences' – Convicted of Drink Driving with BAC of 0.15 or higher' is only for ACT convictions. The Interlock program does however have some participants who were disqualified in another jurisdiction. Details of their BAC are not known.

Source: Access Canberra, 12 October 2017

[Back to Spreadsheet Table of Contents](#)
[Statement of Purpose and Explanatory Notes](#)

Access Canberra Table 2 **Alcohol license compliance - 5 year trends**

Quarter	Inspections of licensed premises	Disciplinary proceedings arising from inspections
Sep-12	130	0
Dec-12	147	2
Mar-13	249	2
Jun-13	575	1
Sep-13	212	1
Dec-13	368	0
Mar-14	260	0
Jun-14	399	0
Sep-14	263	1
Dec-14	258	1
Mar-15	223	2
Jun-15	372	0
Sep-15	56	0
Dec-15	94	0
Mar-16	118	0
Jun-16	148	0
Sep-16	289	0
Dec-16	269	0
Mar-17	106	1
Jun-17	120	0

Notes

A disciplinary matter results in the matter being taken to the Administrative and Civil Appeals Tribunal.

Source: Access Canberra, 12 October 2017

[Back to Spreadsheet Table of Contents](#)
[Statement of Purpose and Explanatory Notes](#)

Youth Justice Table 1

Admissions of young people to Bimberi Youth Justice Centre by gender and Aboriginal and Torres Strait Islander status - March 2009 quarter to June 2017

Quarter		Mar-09	Jun-09	Sep-09	Dec-09	Mar-10	Jun-10	Sep-10	Dec-10	Mar-11	Jun-11	Sep-11	Dec-11	Mar-12	Jun-12	Sep-12	Dec-12	Mar-13	Jun-13	Sep-13	Dec-13	Mar-14	Jun-14	Sep-14	Dec-14	Mar-15	Jun-15	Sep-15	Dec-15	Mar-16	Jun-16	Sep-16	Dec-16	Mar-17	Jun-17
Males	Non-indigenous	75	68	71	60	73	46	49	49	31	30	33	29	35	37	36	38	28	28	28	7	18	16	13	22	25	26	18	18	13	16	11	19	20	23
	Aboriginal and Torres Strait Islander	24	10	20	12	14	17	20	28	20	15	21	24	17	15	4	14	17	13	11	16	6	9	6	4	7	5	10	2	9	3	5	14	8	16
	All males	99	78	91	72	87	63	69	77	51	45	54	53	52	52	40	52	45	41	39	23	24	25	19	26	32	31	28	20	22	19	16	33	28	39
Females	Non-indigenous	15	6	6	9	13	31	19	15	11	12	14	9	4	3	6	7	12	12	11	10	16	8	6	5	5	10	3	5	7	2	3	4	3	9
	Aboriginal and Torres Strait Islander	1	4	4	7	7	8	5	8	3	5	10	4	5	2	1	1	2	1	4	11	7	11	2	6	15	2	3	4	4	2	2	3	5	1
	All females	16	10	10	16	20	39	24	23	14	17	24	13	9	5	7	8	14	13	15	21	23	19	8	11	20	12	6	9	11	4	5	7	8	10
Totals	Non-indigenous	90	74	77	69	86	77	68	64	42	42	47	38	39	40	42	45	40	40	39	17	34	24	19	27	30	36	21	23	20	18	14	23	23	32
	Aboriginal and Torres Strait Islander	25	14	24	19	21	25	25	36	23	20	31	28	22	17	5	15	19	14	15	27	13	20	8	10	22	7	13	6	13	5	7	17	13	17
	All admissions	115	88	101	88	107	102	93	100	65	62	78	66	61	57	47	60	59	54	54	44	47	44	27	37	52	43	34	29	33	23	21	40	36	49

Notes

At the end of each financial year the Community Services Directorate resupplies data for the most recent financial year, incorporating updates to data as required. Trend data may therefore differ from those published in previous Criminal Justice Statistical Profile reports due to data revisions. The most recent data are the most accurate.

Source: Bimberi Youth Justice Centre records, received 24 October 2017

[Back to Spreadsheet Table of Contents](#)
[Statement of Purpose and Explanatory Notes](#)

Youth Justice Table 2 Admissions of young people to Bimberi Youth Justice Centre by age and offence - September 2013 to June 2017

Quarter		Sep-13	Dec-13	Mar-14	Jun-14	Sep-14	Dec-14	Mar-15	Jun-15	Sep-15	Dec-15	Mar-16	Jun-16	Sep-16	Dec-16	Mar-17	Jun-17	Age offence total	Offence %
Most serious offence	Age ranges																		
Homicide	10-14 years	0	0	0	0	0	0	0	0	0	0	0	0	0	0	0	0	0	0.0%
	15-17 years	0	0	0	0	0	0	0	0	0	0	0	0	0	0	0	2	0	
	18-21 years	0	0	0	0	0	0	0	0	0	0	0	0	0	0	0	0	0	
	Sub-total	0	0	0	0	0	0	0	0	0	0	0	0	0	0	0	2	0	
Assault (non sexual)	10-14 years	0	0	0	0	0	2	1	1	1	5	3	2	1	1	2	2	19	14.2%
	15-17 years	2	4	5	1	1	4	1	6	5	4	6	4	4	8	6	4	61	
	18-21 years	0	0	0	0	0	0	0	0	0	0	0	0	0	0	0	1	0	
	Sub-total	2	4	5	1	1	6	2	7	6	9	9	6	5	9	8	7	80	
Sexual assault	10-14 years	0	0	0	0	0	0	0	0	0	0	0	0	0	0	0	0	0	1.6%
	15-17 years	0	0	1	1	1	1	0	0	0	0	2	1	0	0	0	0	7	
	18-21 years	0	0	0	0	1	1	0	0	0	0	0	0	0	0	0	0	2	
	Sub-total	0	0	1	1	2	2	0	0	0	0	2	1	0	0	0	0	9	
Other sex offences	10-14 years	0	0	0	0	0	0	0	0	0	0	0	0	0	0	0	0	0	0.2%
	15-17 years	0	0	0	0	0	0	0	0	1	0	0	0	0	0	0	0	1	
	18-21 years	0	0	0	0	0	0	0	0	0	0	0	0	0	0	0	0	0	
	Sub-total	0	0	0	0	0	0	0	0	1	0	0	0	0	0	0	0	1	
Dangerous or negligent acts endangering persons	10-14 years	0	0	0	0	0	0	0	0	0	0	0	0	0	0	0	0	0	0.4%
	15-17 years	0	0	0	0	0	0	0	0	0	0	1	0	0	0	0	0	1	
	18-21 years	0	0	0	0	0	0	0	0	0	0	0	0	0	0	1	0	1	
	Sub-total	0	0	0	0	0	0	0	0	0	0	1	0	0	0	1	0	2	
Kidnapping and abduction	10-14 years	0	0	0	0	0	0	0	0	0	0	0	0	0	0	1	1	1	0.2%
	15-17 years	0	0	0	0	0	0	0	0	0	0	0	0	0	0	0	0	0	
	18-21 years	0	0	0	0	0	0	0	0	0	0	0	0	0	0	0	0	0	
	Sub-total	0	0	0	0	0	0	0	0	0	0	0	0	0	0	1	1	1	
Robbery armed	10-14 years	1	0	0	0	0	0	1	0	1	2	1	0	0	1	0	1	7	6.6%
	15-17 years	2	0	0	0	2	0	3	0	2	1	2	3	2	7	3	3	27	
	18-21 years	0	0	0	0	0	0	0	0	1	1	1	0	0	0	0	0	3	
	Sub-total	3	0	0	0	2	0	4	0	4	4	4	3	2	8	3	4	37	

		Quarter	Sep-13	Dec-13	Mar-14	Jun-14	Sep-14	Dec-14	Mar-15	Jun-15	Sep-15	Dec-15	Mar-16	Jun-16	Sep-16	Dec-16	Mar-17	Jun-17	Age offence total	Offence %
Robbery unarmed	10-14 years		0	1	0	0	0	0	0	0	0	0	0	0	0	0	0	0	1	2.0%
	15-17 years		0	0	0	0	0	0	0	5	0	0	0	0	0	0	3	1	8	
	18-21 years		0	1	0	0	0	1	0	0	0	0	0	0	0	0	0	0	2	
	Sub-total		0	2	0	0	0	1	0	5	0	0	0	0	0	0	3	1	11	
Blackmail and extortion	10-14 years		0	0	0	0	0	0	0	0	0	0	0	0	0	0	0	0	0	0.0%
	15-17 years		0	0	0	0	0	0	0	0	0	0	0	0	0	0	0	1	0	
	18-21 years		0	0	0	0	0	0	0	0	0	0	0	0	0	0	0	0	0	
	Sub-total		0	0	0	0	0	0	0	0	0	0	0	0	0	0	0	1	0	
Unlawful entry offences	10-14 years		0	0	0	0	0	0	0	0	0	0	0	0	0	0	1	0	1	1.4%
	15-17 years		0	0	0	0	0	0	0	0	1	0	1	1	0	0	2	2	5	
	18-21 years		0	0	0	0	0	0	0	0	2	0	0	0	0	0	0	0	2	
	Sub-total		0	0	0	0	0	0	0	0	3	0	1	1	0	0	3	2	8	
Fraud	10-14 years		0	0	0	0	0	0	0	0	0	0	0	0	0	0	0	0	0	0.0%
	15-17 years		0	0	0	0	0	0	0	0	0	0	0	0	0	0	0	0	0	
	18-21 years		0	0	0	0	0	0	0	0	0	0	0	0	0	0	0	0	0	
	Sub-total		0	0	0	0	0	0	0	0	0	0	0	0	0	0	0	0	0	
Handling stolen goods	10-14 years		0	0	0	0	0	0	0	0	0	0	0	0	0	0	0	0	0	0.0%
	15-17 years		0	0	0	0	0	0	0	0	0	0	0	0	0	0	0	0	0	
	18-21 years		0	0	0	0	0	0	0	0	0	0	0	0	0	0	0	0	0	
	Sub-total		0	0	0	0	0	0	0	0	0	0	0	0	0	0	0	0	0	
Vehicle theft	10-14 years		0	0	0	0	0	0	0	0	0	0	0	0	0	1	0	0	1	0.9%
	15-17 years		0	0	0	0	0	0	0	1	1	0	0	0	1	1	0	0	4	
	18-21 years		0	0	0	0	0	0	0	0	0	0	0	0	0	0	0	0	0	
	Sub-total		0	0	0	0	0	0	0	1	1	0	0	0	1	2	0	0	5	
Other theft	10-14 years		2	0	2	0	0	0	0	0	0	0	0	0	0	0	1	1	5	5.5%
	15-17 years		7	2	2	5	4	3	0	1	0	0	0	1	0	0	1	3	26	
	18-21 years		0	0	0	0	0	0	0	0	0	0	0	0	0	0	0	1	0	
	Sub-total		9	2	4	5	4	3	0	1	0	0	0	1	0	0	2	5	31	
Property damage etc	10-14 years		0	2	0	0	0	2	2	2	1	1	3	1	0	3	2	1	19	9.2%
	15-17 years		0	1	2	2	0	3	5	2	2	6	2	1	2	4	1	2	33	
	18-21 years		0	0	0	0	0	0	0	0	0	0	0	0	0	0	0	0	0	
	Sub-total		0	3	2	2	0	5	7	4	3	7	5	2	2	7	3	3	52	
Justice procedure offences	10-14 years		2	10	13	17	5	7	11	6	1	0	2	1	2	2	4	7	83	54.8%
	15-17 years		30	19	20	14	11	7	22	13	11	6	6	6	5	11	6	11	187	
	18-21 years		4	4	1	4	2	3	4	6	3	3	2	1	1	0	1	1	39	
	Sub-total		36	33	34	35	18	17	37	25	15	9	10	8	8	13	11	19	309	

Quarter		Sep-13	Dec-13	Mar-14	Jun-14	Sep-14	Dec-14	Mar-15	Jun-15	Sep-15	Dec-15	Mar-16	Jun-16	Sep-16	Dec-16	Mar-17	Jun-17	Age offence total	Offence %
Fine default	10-14 years	0	0	0	0	0	0	0	0	0	0	0	0	0	0	0	0	0	0.0%
	15-17 years	0	0	0	0	0	0	0	0	0	0	0	0	0	0	0	0	0	
	18-21 years	0	0	0	0	0	0	0	0	0	0	0	0	0	0	0	0	0	
	Sub-total	0	0	0	0	0	0	0	0	0	0	0	0	0	0	0	0	0	
Weapons offences	10-14 years	0	0	0	0	0	0	0	0	0	0	0	0	0	1	0	1	1	1.4%
	15-17 years	3	0	0	0	0	0	0	0	0	0	1	0	3	0	0	2	7	
	18-21 years	0	0	0	0	0	0	0	0	0	0	0	0	0	0	0	0	0	
	Sub-total	3	0	0	0	0	0	0	0	0	0	1	0	3	1	0	3	8	
Other offences against good order	10-14 years	0	0	0	0	0	0	0	0	0	0	0	0	0	0	1	0	1	0.4%
	15-17 years	0	0	0	0	0	0	0	0	1	0	0	0	0	0	0	0	1	
	18-21 years	0	0	0	0	0	0	0	0	0	0	0	0	0	0	0	0	0	
	Sub-total	0	0	0	0	0	0	0	0	1	0	0	0	0	0	1	0	2	
Drugs offences	10-14 years	0	0	0	0	0	0	0	0	0	0	0	0	0	0	0	0	0	0.0%
	15-17 years	0	0	0	0	0	0	0	0	0	0	0	0	0	0	0	1	0	
	18-21 years	0	0	0	0	0	0	0	0	0	0	0	0	0	0	0	0	0	
	Sub-total	0	0	0	0	0	0	0	0	0	0	0	0	0	0	0	1	0	
Traffic offences	10-14 years	0	0	1	0	0	0	1	0	0	0	0	0	0	0	0	0	2	1.1%
	15-17 years	0	0	0	0	0	2	1	0	0	0	0	1	0	0	0	0	4	
	18-21 years	0	0	0	0	0	0	0	0	0	0	0	0	0	0	0	0	0	
	Sub-total	0	0	1	0	0	2	2	0	0	0	0	1	0	0	0	0	6	
Other	10-14 years	0	0	0	0	0	0	0	0	0	0	0	0	0	0	0	0	0	0.4%
	15-17 years	1	0	0	0	0	1	0	0	0	0	0	0	0	0	0	0	2	
	18-21 years	0	0	0	0	0	0	0	0	0	0	0	0	0	0	0	0	0	
	Sub-total	1	0	0	0	0	1	0	0	0	0	0	0	0	0	0	0	2	
Unclassified	10-14 years	0	0	0	0	0	0	0	0	0	0	0	0	0	0	0	0	0	0.0%
	15-17 years	0	0	0	0	0	0	0	0	0	0	0	0	0	0	0	0	0	
	18-21 years	0	0	0	0	0	0	0	0	0	0	0	0	0	0	0	0	0	
	Sub-total	0	0	0	0	0	0	0	0	0	0	0	0	0	0	0	0	0	
Totals	10-14 years	5	13	16	17	5	11	16	9	4	8	9	4	3	9	12	14	141	100.0%
	15-17 years	45	26	30	23	19	21	32	28	24	17	21	18	17	31	22	32	374	
	18-21 years	4	5	1	4	3	5	4	6	6	4	3	1	1	0	2	3	49	
	Quarter	54	44	47	44	27	37	52	43	34	29	33	23	21	40	36	49	564	

Notes

While a young person may be charged with multiple offences, this table counts the number of admissions to Bimberi by the most serious offence for which a young person was charged. These classifications are based on Australia and New Zealand Standard Offence Codes 2011 (third edition).

Source: Bimberi Youth Justice Centre records, received 24 October 2017

[Back to Spreadsheet Table of Contents](#)
[Statement of Purpose and Explanatory Notes](#)

Youth Justice Table 3

Total young people detained in Bimberi Youth Justice Centre by sentence status, gender, age, Aboriginal and Torres Strait Islander status - September 2013 to June 2017

		Quarter	Sep-13	Dec-13	Mar-14	Jun-14	Sep-14	Dec-14	Mar-15	Jun-15	Sep-15	Dec-15	Mar-16	Jun-16	Sep-16	Dec-16	Mar-17	Jun-17
UNSENTENCED DETENTION		Age range																
Males	Non-indigenous young people	10-14 years	2	1	1	0	1	3	3	2	3	6	1	1	1	4	5	4
		15-17 years	12	2	14	12	9	11	11	14	13	10	7	11	6	12	14	12
		18-21 years	2	2	0	2	3	4	5	4	1	2	2	0	1	0	2	4
		Sub-total	16	5	15	14	13	18	19	20	17	18	10	12	8	16	21	20
	Aboriginal and Torres Strait Islander young people	10-14 years	0	2	1	1	1	0	0	0	0	0	2	1	1	4	3	3
		15-17 years	4	3	1	8	3	3	6	4	4	2	4	4	1	7	6	11
		18-21 years	2	1	1	2	1	0	0	3	3	1	1	0	0	0	0	0
		Sub-total	6	6	3	11	5	3	6	7	7	3	7	5	2	11	9	14
Females	Non-indigenous young people	10-14 years	0	1	2	2	1	2	2	3	1	1	1	2	0	1	2	3
		15-17 years	6	6	7	3	2	1	2	4	3	2	3	0	3	3	1	2
		18-21 years	0	0	0	0	1	0	0	0	0	2	0	0	0	0	0	0
		Sub-total	6	7	9	5	4	3	4	7	4	5	4	2	3	4	3	5
	Aboriginal and Torres Strait Islander young people	10-14 years	1	2	3	3	2	2	2	0	0	0	1	1	0	0	1	0
		15-17 years	3	0	0	0	1	2	5	2	2	2	2	0	2	4	3	0
		18-21 years	0	0	0	1	0	0	0	1	1	0	1	2	1	0	0	0
		Sub-total	4	2	3	4	3	4	7	3	3	2	4	3	3	4	4	0
Totals - Unsentenced	Males		22	11	18	25	18	21	25	27	24	21	17	17	10	27	30	34
	Females		10	9	12	9	7	7	11	10	7	7	8	5	6	8	7	5
	Non-indigenous young people		22	12	24	19	17	21	23	27	21	23	14	14	11	20	24	25
	Aboriginal and Torres Strait Islander young people		10	8	6	15	8	7	13	10	10	5	11	8	5	15	13	14
	All unsentenced young people detained in Bimberi		32	20	30	34	25	28	36	37	31	28	25	22	16	35	37	39

		Quarter	Sep-13	Dec-13	Mar-14	Jun-14	Sep-14	Dec-14	Mar-15	Jun-15	Sep-15	Dec-15	Mar-16	Jun-16	Sep-16	Dec-16	Mar-17	Jun-17
SENTENCED DETENTION		Age range																
Males	Non-indigenous young people	10-14 years	1	0	0	0	0	0	0	0	0	1	0	0	0	0	0	0
		15-17 years	5	0	2	4	2	5	2	1	1	2	1	4	4	3	1	4
		18-21 years	0	1	0	2	3	3	2	1	1	1	2	1	1	1	1	2
		Sub-total	6	1	2	6	5	8	4	2	2	4	3	5	5	4	2	6
	Aboriginal and Torres Strait Islander young people	10-14 years	0	0	0	0	0	0	0	0	0	0	0	0	0	0	0	0
		15-17 years	2	1	0	1	2	2	1	1	1	0	2	1	1	0	0	3
		18-21 years	0	0	0	0	1	1	0	1	2	1	1	0	0	0	0	0
		Sub-total	2	1	0	1	3	3	1	2	3	1	3	1	1	0	0	3
Females	Non-indigenous young people	10-14 years	0	0	0	0	0	0	0	0	0	0	0	0	0	0	0	0
		15-17 years	0	0	0	0	0	0	0	0	0	0	0	0	0	1	1	0
		18-21 years	0	0	0	0	0	0	0	0	0	0	0	0	0	0	0	0
		Sub-total	0	0	0	0	0	0	0	0	0	0	0	0	0	1	1	0
	Aboriginal and Torres Strait Islander young people	10-14 years	0	0	0	0	0	0	0	0	0	0	0	0	0	0	0	0
		15-17 years	0	0	0	0	0	0	1	0	0	0	0	0	0	0	0	1
		18-21 years	0	0	0	0	0	0	0	0	0	0	0	0	0	0	0	0
		Sub-total	0	0	0	0	0	0	1	0	0	0	0	0	0	0	0	1
Totals - Sentenced	Males		8	2	2	7	8	11	5	4	5	5	6	6	6	4	2	9
	Females		0	0	0	0	0	0	1	0	0	0	0	0	0	1	1	1
	Non-indigenous young people		6	1	2	6	5	8	4	2	2	4	3	5	5	5	3	6
	Aboriginal and Torres Strait Islander young		2	1	0	1	3	3	2	2	3	1	3	1	1	0	0	4
	All sentenced young people detained in Bimberi		8	2	2	7	8	11	6	4	5	5	6	6	6	5	3	10

Notes

This table counts young people detained in Bimberi during the quarter. Young people are generally only counted once in this table. The exception is if their legal status changed from being on remand to being under sentence (or vice versa) during a quarter. Such cases are counted once under unsentenced detention and once under sentenced detention. Therefore, the total number of young people detained in Bimberi during a quarter cannot be obtained from this table.

Source: Bimberi Youth Justice Centre records, received 24 October 2017

[Back to Spreadsheet Table of Contents](#)
[Statement of Purpose and Explanatory Notes](#)

Youth Justice Table 4

Custody days of young people in detention in Bimberi Youth Justice Centre - 5 year trends

Quarter	Custody days
Mar-09	1838
Jun-09	1996
Sep-09	1370
Dec-09	1208
Mar-10	1831
Jun-10	1996
Sep-10	2045
Dec-10	2207
Mar-11	2406
Jun-11	1968
Sep-11	2080
Dec-11	1960
Mar-12	2111
Jun-12	2196
Sep-12	1885
Dec-12	1679
Mar-13	1482
Jun-13	1479
Sep-13	1673
Dec-13	1786
Mar-14	1113
Jun-14	1468
Sep-14	1135
Dec-14	940
Mar-15	571
Jun-15	819
Sep-15	859
Dec-15	824
Mar-16	814
Jun-16	653
Sep-16	755
Dec-16	660
Mar-17	1083
Jun-17	1580

Notes

Source: Bimberi Youth Justice Centre records, received 24 October 2017

[Back to Spreadsheet Table of Contents](#)
[Statement of Purpose and Explanatory Notes](#)

Youth Justice Table 5 **Total young people under community-based supervision by gender, age and Aboriginal and Torres Strait Islander status - September 2013 to June 2017**

Quarter			Sep-13	Dec-13	Mar-14	Jun-14	Sep-14	Dec-14	Mar-15	Jun-15	Sep-15	Dec-15	Mar-16	Jun-16	Sep-16	Dec-16	Mar-17	Jun-17
		Age range																
Males	Non-indigenous young people	10-14 years	12	8	6	6	6	7	5	6	2	6	3	6	5	7	9	8
		15-17 years	37	39	40	43	44	41	41	40	41	40	41	47	43	43	40	34
		18-21 years	12	10	12	10	7	6	5	6	5	3	7	8	9	8	6	8
		Sub-total	61	57	58	59	57	54	51	52	48	49	51	61	57	58	55	50
	Aboriginal and Torres Strait Islander young people	10-14 years	2	2	1	1	1	1	1	2	0	0	2	3	1	2	3	5
		15-17 years	13	12	14	15	13	12	15	15	18	12	10	11	9	11	14	15
		18-21 years	1	1	1	1	3	2	1	2	3	4	3	2	1	1	0	1
		Sub-total	16	15	16	17	17	15	17	19	21	16	15	16	11	14	17	21
Females	Non-indigenous young people	10-14 years	0	0	2	3	2	3	4	5	5	5	6	6	6	3	5	6
		15-17 years	17	16	15	14	10	11	9	10	7	10	11	10	6	7	11	10
		18-21 years	2	2	2	2	2	1	0	1	1	1	1	2	3	2	3	4
		Sub-total	19	18	19	19	14	15	13	16	13	16	18	18	15	12	19	20
	Aboriginal and Torres Strait Islander young people	10-14 years	1	1	3	3	2	2	3	1	1	1	3	1	1	2	2	2
		15-17 years	7	6	4	5	5	3	5	6	6	6	6	3	3	3	3	4
		18-21 years	1	0	1	1	1	1	1	1	0	2	1	1	1	0	0	0
		Sub-total	9	7	8	9	8	6	9	8	7	9	10	5	5	5	5	6
Totals	Males		77	72	74	76	74	69	68	71	69	65	66	77	68	72	72	71
	Females		28	25	27	28	22	21	22	24	20	25	28	23	20	17	24	26
	Non-indigenous young people		80	75	77	78	71	69	64	68	61	65	69	79	72	70	74	70
	Aboriginal and Torres Strait Islander young people		25	22	24	26	25	21	26	27	28	25	25	21	16	19	22	27
	All young people under community-based supervision		105	97	101	104	96	90	90	95	89	90	94	100	88	89	96	97

Notes

This table counts the number of young people under community-based supervision at any time during the quarter. A young person may be subject to multiple community-based supervision orders in a quarter, and they will be counted only once. Some of these young people may also have been subject to a custodial sentence order during the quarter. The category 'non-indigenous young people' includes non-Aboriginal and Torres Strait Islanders and those young people of unknown status. For further definitions, see the Explanatory notes (see link above).

Source: Child and Youth Protection Services records, received 24 October 2017

[Back to Spreadsheet Table of Contents](#)
[Statement of Purpose and Explanatory Notes](#)

Youth Justice Table 6

Total young people under community-based supervision by age and offence - September 2013 to June 2017

Most serious offence	Age ranges	Sep-13	Dec-13	Mar-14	Jun-14	Sep-14	Dec-14	Mar-15	Jun-15	Sep-15	Dec-15	Mar-16	Jun-16	Sep-16	Dec-16	Mar-17	Jun-17
Homicide	10-14 years	0	0	0	0	0	0	0	0	0	0	0	0	0	0	0	1
	15-17 years	0	0	0	0	0	0	0	0	0	0	0	0	0	0	0	0
	18-21 years	0	1	0	0	0	0	0	0	0	0	0	0	0	0	0	0
	subtotal	0	1	0	0	0	0	0	0	0	0	0	0	0	0	0	1
Assault (non sexual)	10-14 years	4	3	5	4	3	2	4	6	4	5	7	10	7	5	7	6
	15-17 years	24	21	23	25	24	21	19	24	33	34	32	31	21	23	23	25
	18-21 years	6	5	4	6	1	3	4	3	6	3	5	7	5	4	4	5
	subtotal	34	29	32	35	28	26	27	33	43	42	44	48	33	32	34	36
Sexual assault	10-14 years	2	2	2	4	3	3	1	1	0	0	0	0	0	0	0	0
	15-17 years	3	3	3	3	4	5	6	5	0	1	1	2	2	2	2	6
	18-21 years	0	0	1	1	2	1	0	1	0	1	1	1	1	0	0	0
	subtotal	5	5	6	8	9	9	7	7	0	2	2	3	3	2	2	6
Other sex offences	10-14 years	1	1	0	0	0	0	0	0	1	1	1	1	1	0	0	0
	15-17 years	0	0	1	1	2	1	1	1	0	1	0	1	4	5	5	0
	18-21 years	0	0	0	0	0	0	0	0	0	0	1	1	1	0	0	0
	subtotal	1	1	1	1	2	1	1	1	1	2	2	3	6	5	5	0
Dangerous or negligent acts endangering persons	10-14 years	0	0	0	0	0	0	1	1	0	0	1	0	0	0	0	0
	15-17 years	3	3	2	1	3	1	2	1	0	0	0	3	1	1	2	0
	18-21 years	2	1	3	2	3	4	1	2	0	1	0	0	1	1	0	0
	subtotal	5	4	5	3	6	5	4	4	0	1	1	3	2	2	2	0
Abduction, harassment and other offences against the person	10-14 years	0	0	0	0	0	0	0	0	0	1	2	2	1	1	2	2
	15-17 years	0	0	0	0	1	0	0	2	1	3	2	1	0	0	1	0
	18-21 years	0	0	0	0	0	0	0	0	0	0	0	1	0	0	0	0
	subtotal	0	0	0	0	1	0	0	2	1	4	4	4	1	1	3	2
Robbery armed	10-14 years	3	2	2	1	1	0	0	0	0	0	0	0	0	1	2	1
	15-17 years	2	2	6	5	5	6	7	4	4	5	5	6	6	5	6	6
	18-21 years	0	0	0	0	0	0	0	0	1	0	0	0	0	1	1	2
	subtotal	5	4	8	6	6	6	7	4	5	5	5	6	6	7	9	9
Robbery unarmed	10-14 years	1	0	1	1	1	2	2	1	2	0	0	0	0	0	0	1
	15-17 years	3	4	3	2	3	3	4	2	20	3	3	0	1	1	1	1
	18-21 years	0	0	1	0	1	0	0	0	1	0	0	0	1	0	0	0
	subtotal	4	4	5	3	5	5	6	3	23	3	3	0	2	1	1	2

Most serious offence	Age ranges	Sep-13	Dec-13	Mar-14	Jun-14	Sep-14	Dec-14	Mar-15	Jun-15	Sep-15	Dec-15	Mar-16	Jun-16	Sep-16	Dec-16	Mar-17	Jun-17
Blackmail and extortion	10-14 years	0	0	0	0	0	0	0	0	0	0	0	0	0	0	0	0
	15-17 years	0	1	0	0	0	0	0	0	0	0	0	0	0	0	2	2
	18-21 years	0	0	0	0	0	0	0	0	0	0	0	0	0	0	0	0
	subtotal	0	1	0	0	0	0	0	0	0	0	0	0	0	0	2	2
Unlawful entry offences	10-14 years	4	3	1	1	1	1	0	0	0	1	0	0	0	0	0	1
	15-17 years	16	21	19	21	13	11	11	14	11	12	11	8	5	6	5	2
	18-21 years	4	2	3	2	3	0	0	1	0	2	4	3	2	1	0	2
	subtotal	24	26	23	24	17	12	11	15	11	15	15	11	7	7	5	5
Fraud	10-14 years	0	0	0	0	0	0	0	0	0	0	0	0	0	0	0	0
	15-17 years	0	1	0	0	1	1	1	1	0	0	1	2	1	1	0	0
	18-21 years	0	0	0	0	0	0	0	0	0	0	0	0	1	1	1	0
	subtotal	0	1	0	0	1	1	1	1	0	0	1	2	2	2	1	0
Handling stolen goods	10-14 years	0	0	0	0	0	0	0	1	0	0	0	0	0	0	0	0
	15-17 years	3	2	2	3	1	0	1	1	0	0	0	0	0	0	1	2
	18-21 years	0	0	0	0	0	0	0	0	0	0	0	0	0	0	0	0
	subtotal	3	2	2	3	1	0	1	2	0	0	0	0	0	0	1	2
Vehicle theft	10-14 years	0	0	0	0	0	1	1	0	0	0	0	0	0	1	1	0
	15-17 years	0	0	0	1	1	3	2	3	1	2	3	2	2	3	3	2
	18-21 years	0	0	0	0	0	0	0	0	0	1	1	0	1	0	0	0
	subtotal	0	0	0	1	1	4	3	3	1	3	4	2	3	4	4	2
Other theft	10-14 years	0	0	0	0	0	1	1	0	0	0	0	0	0	0	2	2
	15-17 years	8	6	4	6	5	4	5	4	0	1	1	2	4	2	3	4
	18-21 years	0	0	0	1	2	1	0	0	0	0	0	0	0	1	1	0
	subtotal	8	6	4	7	7	6	6	4	0	1	1	2	4	3	6	6
Property damage etc	10-14 years	0	0	0	0	0	1	2	3	1	3	3	3	3	3	4	5
	15-17 years	7	4	7	7	6	8	7	5	1	5	7	10	9	10	10	9
	18-21 years	2	2	3	1	1	0	1	2	1	0	0	0	1	1	0	0
	subtotal	9	6	10	8	7	9	10	10	3	8	10	13	13	14	14	14
Justice procedure offences	10-14 years	0	0	0	0	0	1	1	0	0	0	0	0	0	0	0	0
	15-17 years	3	1	0	0	0	0	1	1	0	0	0	2	3	2	1	0
	18-21 years	1	0	0	0	0	0	0	0	0	1	0	0	0	0	0	3
	subtotal	4	1	0	0	0	1	2	1	0	1	0	2	3	2	1	3
Fine default	10-14 years	0	0	0	0	0	0	0	0	0	0	0	0	0	0	0	0
	15-17 years	0	0	0	0	0	0	0	0	0	0	0	0	0	0	0	0
	18-21 years	0	0	0	0	0	0	0	0	0	0	0	0	0	0	0	0
	subtotal	0	0	0	0	0	0	0	0	0	0	0	0	0	0	0	0

Most serious offence	Age ranges	Sep-13	Dec-13	Mar-14	Jun-14	Sep-14	Dec-14	Mar-15	Jun-15	Sep-15	Dec-15	Mar-16	Jun-16	Sep-16	Dec-16	Mar-17	Jun-17
Weapons offences	10-14 years	0	0	0	2	1	1	0	0	0	0	0	0	1	2	0	1
	15-17 years	1	3	2	2	3	3	3	3	0	0	0	1	1	1	1	1
	18-21 years	1	0	1	1	0	1	1	2	0	0	0	0	0	0	0	0
	subtotal	2	3	3	5	4	5	4	5	0	0	0	1	2	3	1	2
Other offences against good order	10-14 years	0	0	1	0	1	0	0	0	0	0	0	0	0	1	1	0
	15-17 years	0	0	0	0	0	0	0	0	0	0	0	0	0	0	1	0
	18-21 years	0	0	0	0	0	0	0	0	0	0	0	0	0	0	0	0
	subtotal	0	0	1	0	1	0	0	0	0	0	0	0	0	1	2	0
Drugs offences	10-14 years	0	0	0	0	0	0	0	0	0	0	0	0	0	0	0	0
	15-17 years	1	1	1	0	0	0	0	0	0	0	0	0	1	2	1	1
	18-21 years	0	0	0	0	0	0	0	0	0	0	0	0	0	1	2	1
	subtotal	1	1	1	0	0	0	0	0	0	0	0	0	1	3	3	2
Traffic offences	10-14 years	0	0	0	0	0	0	0	0	0	0	0	0	0	0	0	1
	15-17 years	0	0	0	0	0	0	0	0	0	0	0	0	0	0	0	2
	18-21 years	0	1	0	0	0	0	0	0	0	0	0	0	0	0	0	0
	subtotal	0	1	0	0	0	0	0	0	0	0	0	0	0	0	0	3
Other	10-14 years	0	0	0	0	0	0	0	0	0	1	1	0	0	0	0	0
	15-17 years	0	0	0	0	0	0	0	0	1	1	1	0	0	0	0	0
	18-21 years	0	0	0	0	0	0	0	0	0	1	0	0	0	0	0	0
	subtotal	0	0	0	0	0	0	0	0	1	3	2	0	0	0	0	0
Unclassified	10-14 years	0	0	0	0	0	0	0	0	0	0	0	0	0	0	0	0
	15-17 years	0	0	0	0	0	0	0	0	0	0	0	0	0	0	0	0
	18-21 years	0	1	0	0	0	0	0	0	0	0	0	0	0	0	0	0
	subtotal	0	1	0	0	0	0	0	0	0	0	0	0	0	0	0	0
Totals	10-14 years	15	11	12	13	11	13	13	13	8	12	15	16	13	14	19	21
	15-17 years	74	73	73	77	72	67	70	71	72	68	67	71	61	64	68	63
	18-21 years	16	13	16	14	13	10	7	11	9	10	12	13	14	11	9	13
	Quarter total	105	97	101	104	96	90	90	95	89	90	94	100	88	89	96	97

Notes

While a young person may be charged with multiple offences, this table counts the number of young people placed under community-based supervision during the quarter by the most serious offence for which a young person was charged. A young person may receive multiple community-based supervision orders in a quarter, and they will be counted only once. These classifications are based on Australia and New Zealand Standard Offence Codes 2011 (third edition). Note that data published in this table for the September 2013 quarter in Youth Justice Addendum released with the June 2014 Profile was incorrect and was updated in the September 2014 Profile.

Source: Child and Youth Protection Services records, received 24 October 2017

[Back to Spreadsheet Table of Contents](#)
[Statement of Purpose and Explanatory Notes](#)

Youth Justice Table 7 Youth justice reports submitted to court and court based orders - July 2013 to June 2017

Month	Successful completion of an order of community-based supervision	Unsuccessful completion of an order of community-based supervision	Reports for alleged breach of a sentence of community-based supervision	Reports for alleged breach of unsentenced community-based supervision	Pre-sentence reports	Updated pre-sentence reports	Section 74D Reports
Jul-13	9	2	4	10	14	5	1
Aug-13	5	1	4	11	4	3	2
Sep-13	3	1	6	13	1	1	4
Oct-13	2	4	5	4	6	0	0
Nov-13	5	2	1	5	2	0	1
Dec-13	8	2	4	13	1	2	0
Jan-14	1	3	4	12	11	4	1
Feb-14	4	7	4	12	3	2	2
Mar-14	0	6	7	15	2	1	6
Apr-14	8	3	5	10	1	1	1
May-14	6	7	1	9	3	1	0
Jun-14	9	16	6	4	4	1	4
Jul-14	8	6	11	6	5	2	3
Aug-14	2	2	1	4	3	2	1
Sep-14	6	7	6	8	1	2	3
Oct-14	5	15	2	3	3	0	1
Nov-14	4	6	1	3	4	2	3
Dec-14	9	4	5	5	2	2	3
Jan-15	0	7	7	4	3	0	0
Feb-15	2	17	2	7	2	1	1
Mar-15	5	4	0	10	4	1	1
Apr-15	0	7	7	4	3	0	0
May-15	2	3	2	7	2	1	1
Jun-15	5	14	0	10	4	1	1
Jul-15	5	0	2	5	1	1	1
Aug-15	2	0	6	8	8	0	0
Sep-15	6	3	4	2	0	0	0
Oct-15	6	3	0	3	4	0	0
Nov-15	3	0	0	2	2	0	0
Dec-15	6	0	0	2	1	0	1
Jan-16	6	4	1	3	3	0	0
Feb-16	1	4	1	2	5	0	1

Month	Successful completion of an order of community-based supervision	Unsuccessful completion of an order of community-based supervision	Reports for alleged breach of a sentence of community-based supervision	Reports for alleged breach of unsentenced community-based supervision	Pre-sentence reports	Updated pre-sentence reports	Section 74D Reports
Mar-16	1	3	0	0	2	0	0
Apr-16	8	2	1	3	7	0	0
May-16	5	7	0	2	2	0	0
Jun-16	5	12	0	0	2	0	0
Jul-16	5	4	0	0	4	0	0
Aug-16	6	0	1	0	1	0	0
Sep-16	5	0	0	0	4	0	0
Oct-16	7	4	0	1	6	0	0
Nov-16	3	2	0	0	3	0	0
Dec-16	4	7	0	1	3	0	2
Jan-17	3	1	1	2	6	0	0
Feb-17	8	10	0	2	0	4	0
Mar-17	2	0	0	0	5	2	1
Apr-17	7	1	1	0	7	0	2
May-17	5	0	2	3	6	1	1
Jun-17	9	3	1	6	6	0	1
TOTALS	226	216	116	236	176	43	50

Notes

An order is considered to be successfully completed where the earliest order expiry date is reached and no breach by Children and Youth Protection Services (CYPS) is pending or upheld. Data is only captured on breach reports initiated by CYPS and does not include breaches initiated by other agencies. Orders with CYPS breach action not yet finalised are excluded from this data.

Source: Child and Youth Protection Services records, received 24 October 2017

[Back to Spreadsheet Table of Contents](#)
[Statement of Purpose and Explanatory Notes](#)

Corrective Services Table 1

Admissions to the Alexander Maconochie Centre by gender and Aboriginal and Torres Strait Islander status - June 2009 to June 2017

Quarter		Jun-09	Sep-09	Dec-09	Mar-10	Jun-10	Sep-10	Dec-10	Mar-11	Jun-11	Sep-11	Dec-11	Mar-12	Jun-12	Sep-12	Dec-12	Mar-13	Jun-13	Sep-13	Dec-13	Mar-14	Jun-14	Sep-14	Dec-14	Mar-15	Jun-15	Sep-15	Dec-15	Mar-16	Jun-16	Sep-16	Dec-16	Mar-17	Jun-17
Males	Non-Aboriginal and Torres Strait Islander	118	95	105	114	111	98	87	116	130	93	121	90	81	105	70	76	116	100	85	89	111	106	87	124	93	120	138	127	116	146	153	159	145
	Aboriginal and Torres Strait Islander	28	22	23	32	27	20	20	26	28	22	30	22	18	14	14	23	23	24	25	13	19	19	24	23	26	24	29	34	27	25	34	33	25
	Unknown status	0	0	0	0	0	0	5	1	1	1	4	4	0	3	3	3	2	0	6	7	2	5	6	6	7	5	6	5	5	7	8	4	6
	All males	146	117	128	146	138	118	112	143	159	116	155	116	99	122	87	102	141	124	116	109	132	130	117	153	126	149	173	166	148	178	195	196	176
Females	Non-Aboriginal and Torres Strait Islander	14	9	15	12	12	9	16	15	16	8	10	8	13	12	9	11	8	15	11	12	12	7	18	16	11	13	17	18	15	18	23	27	27
	Aboriginal and Torres Strait Islander	5	4	3	2	2	3	5	5	3	7	3	3	1	5	1	3	5	3	6	5	8	3	3	3	3	6	7	8	11	7	8	11	13
	Unknown status	0	0	0	0	0	0	1	0	0	0	0	0	0	0	1	1	0	0	2	1	0	1	0	1	0	1	1	0	0	2	0	1	3
	All females	19	13	18	14	14	12	22	20	19	15	13	11	14	17	11	15	13	18	19	18	20	11	21	20	14	20	25	26	26	27	31	39	43
Other	Non-Aboriginal and Torres Strait Islander	n/a	n/a	n/a	n/a	n/a	n/a	n/a	n/a	n/a	n/a	n/a	n/a	n/a	n/a	n/a	n/a	n/a	n/a	n/a	n/a	n/a	n/a	n/a	n/a	n/a	0	0	1	0	0	0	0	0
	Aboriginal and Torres Strait Islander	n/a	n/a	n/a	n/a	n/a	n/a	n/a	n/a	n/a	n/a	n/a	n/a	n/a	n/a	n/a	n/a	n/a	n/a	n/a	n/a	n/a	n/a	n/a	n/a	n/a	0	0	0	0	0	0	0	0
	Unknown status	n/a	n/a	n/a	n/a	n/a	n/a	n/a	n/a	n/a	n/a	n/a	n/a	n/a	n/a	n/a	n/a	n/a	n/a	n/a	n/a	n/a	n/a	n/a	n/a	n/a	0	0	0	0	0	0	0	1
	All other genders	n/a	n/a	n/a	n/a	n/a	n/a	n/a	n/a	n/a	n/a	n/a	n/a	n/a	n/a	n/a	n/a	n/a	n/a	n/a	n/a	n/a	n/a	n/a	n/a	n/a	0	0	1	0	0	0	0	1
Totals	Non-Aboriginal and Torres Strait Islander	132	104	120	126	123	107	103	131	146	101	131	98	94	117	79	87	124	115	96	101	123	113	105	140	104	133	155	146	131	164	176	186	172
	Aboriginal and Torres Strait Islander	33	26	26	34	29	23	25	31	31	29	33	25	19	19	15	26	28	27	31	18	27	22	27	26	29	30	36	42	38	32	42	44	38
	Unknown status	0	0	0	0	0	0	6	1	1	1	4	4	0	3	4	4	2	0	8	8	2	6	6	7	7	6	7	5	5	9	8	5	10
	All admissions	165	130	146	160	152	130	134	163	178	131	168	127	113	139	98	117	154	142	135	127	152	141	138	173	140	169	198	193	174	205	226	235	220

Notes

This table counts admissions not census data. 'Other' includes unspecified, indeterminate or intersex genders. For ACT Corrective Services, the 'Other' gender data has been collected from FY 2015-16 onwards. Hence, the data values prior to FY 2015-16 for this item are deemed 'n/a' (not applicable).

Source: JOIST monthly extraction to October 2017

[Back to Spreadsheet Table of Contents](#)
[Statement of Purpose and Explanatory Notes](#)

Corrective Services Table 2 Daily average detainee population at Alexander Maconochie Centre by gender and Aboriginal and Torres Strait Islander Status - September 2013 to June 2017

Quarter	Daily average remanded detainee population													Daily average sentenced detainee population													TOTAL AVERAGE DETAINEE POPULATION (REMANDED AND SENTENCED)
	Males			Females			Other			Totals - remanded detainees				Males			Females			Other			Totals - sentenced detainees				
	Non-Aboriginal and Torres Strait Islander	Aboriginal and Torres Strait Islander	Unknown status	Non-Aboriginal and Torres Strait Islander	Aboriginal and Torres Strait Islander	Unknown status	Non-Aboriginal and Torres Strait Islander	Aboriginal and Torres Strait Islander	Unknown status	Non-Aboriginal and Torres Strait Islander	Aboriginal and Torres Strait Islander	Unknown status	All remanded detainees	Non-Aboriginal and Torres Strait Islander	Aboriginal and Torres Strait Islander	Unknown status	Non-Aboriginal and Torres Strait Islander	Aboriginal and Torres Strait Islander	Unknown status	Non-Aboriginal and Torres Strait Islander	Aboriginal and Torres Strait Islander	Unknown status	Non-Aboriginal and Torres Strait Islander detainees	Aboriginal and Torres Strait Islander sentenced detainees	Unknown status	All sentenced detainees	
Sep-13	66.3	20.2	1.6	3.6	1.8	0.0	n/a	n/a	n/a	69.9	21.9	1.6	93.5	170.1	38.9	5.0	8.7	1.5	0.0	n/a	n/a	n/a	178.8	40.5	5.0	224.3	317.7
Dec-13	57.7	16.7	2.7	4.1	2.2	0.3	n/a	n/a	n/a	61.8	18.9	3.0	83.7	202.8	38.6	3.6	10.7	0.1	0.0	n/a	n/a	n/a	213.5	38.7	3.6	255.8	339.5
Mar-14	59.5	14.1	4.3	4.1	1.5	0.3	n/a	n/a	n/a	63.6	15.6	4.6	83.8	190.8	39.3	3.9	10.3	0.4	0.0	n/a	n/a	n/a	201.1	39.7	3.9	244.7	328.5
Jun-14	77.2	15.8	1.8	4.7	1.6	0.1	n/a	n/a	n/a	81.9	17.4	1.9	101.2	180.2	39.4	4.7	11.8	2.6	0.0	n/a	n/a	n/a	192.0	42.0	4.7	238.7	339.9
Sep-14	68.6	12.6	1.1	4.1	0.9	0.0	n/a	n/a	n/a	72.7	13.5	1.1	87.3	184.4	44.8	4.3	9.6	3.6	0.0	n/a	n/a	n/a	194.0	48.4	4.3	246.7	334.0
Dec-14	66.6	17.9	2.7	4.3	1.3	0.0	n/a	n/a	n/a	70.9	19.2	2.7	92.8	190.2	44.0	4.2	9.5	2.4	0.0	n/a	n/a	n/a	199.7	46.4	4.2	250.3	343.1
Mar-15	72.2	24.0	3.1	5.7	1.1	0.0	n/a	n/a	n/a	77.9	25.1	3.1	106.1	173.2	40.7	4.5	12.4	1.0	0.0	n/a	n/a	n/a	185.6	41.7	4.5	231.8	337.9
Jun-15	80.5	27.6	5.4	6.0	2.1	0.0	n/a	n/a	n/a	86.5	29.7	5.4	121.6	171.8	45.9	4.4	10.1	1.0	0.0	n/a	n/a	n/a	181.9	46.9	4.4	233.2	354.8
Sep-15	78.7	25.5	5.5	6.0	1.2	0.2	0.0	0.0	0.0	84.7	26.7	5.7	117.2	189.1	51.6	4.3	9.0	1.8	0.0	0.0	0.0	0.0	198.1	53.4	4.3	255.8	373.0
Dec-15	88.7	26.3	3.9	7.2	3.8	0.1	0.0	0.0	0.0	95.9	30.1	4.0	130.0	203.2	56.5	7.0	7.1	2.6	0.0	0.0	0.0	0.0	210.3	59.1	7.0	276.4	406.4
Mar-16	92.0	27.0	2.6	8.8	4.1	0.0	0.2	0.0	0.0	101.0	31.1	2.6	134.7	198.1	65.8	7.3	8.5	5.2	0.0	0.0	0.0	0.0	206.6	71.0	7.3	284.9	419.6
Jun-16	89.5	26.8	3.6	7.0	3.2	0.1	0.0	0.0	0.0	96.5	30.0	3.7	130.2	187.3	59.0	6.1	11.7	4.8	0.0	0.0	0.0	0.0	199.0	63.8	6.1	268.9	399.1
Sep-16	99.9	26.7	3.3	7.1	5.8	0.4	0.0	0.0	0.0	107.0	32.5	3.7	143.2	202.2	60.8	9.0	11.9	4.3	0.0	0.0	0.0	0.0	214.1	65.1	9.0	288.2	431.4
Dec-16	116.5	22.1	2.9	8.6	3.1	1.0	0.0	0.0	0.0	125.1	25.2	3.9	154.2	203.7	57.6	9.1	8.8	5.3	0.0	0.0	0.0	0.0	212.5	62.9	9.1	284.5	438.7
Mar-17	126.2	23.8	3.4	13.6	5.6	0.2	0.0	0.0	0.0	139.8	29.4	3.6	172.8	200.4	52.4	9.4	7.7	4.1	0.0	0.0	0.0	0.0	208.1	56.5	9.4	274.0	446.8
Jun-17	125.9	31.1	3.2	17.5	8.4	1.1	0.0	0.0	0.0	143.4	39.4	4.3	187.0	204	51	7	11	5	1	0	0	0	214.8	55.6	7.5	277.9	464.9

Notes

'Other' includes unspecified, indeterminate or intersex genders. For ACT Corrective Services, the 'Other' gender data has been collected from FY 2015-16 onwards. Hence, the data values prior to FY 2015-16 for this item are deemed 'n/a' (not applicable).

Source: JOIST monthly extraction to October 2017

[Back to Spreadsheet Table of Contents](#)
[Statement of Purpose and Explanatory Notes](#)

Corrective Services Table 3 **Total days of remand at the Alexander Maconochie Centre by gender and Aboriginal and Torres Strait Islander status by month - 5 year trends**

Month	Males				Females				Other				Totals			
	Non-Aboriginal and Torres Strait Islander	Aboriginal and Torres Strait Islander	Unknown status	All males	Non-Aboriginal and Torres Strait Islander	Aboriginal and Torres Strait Islander	Unknown status	All females	Non-Aboriginal and Torres Strait Islander	Aboriginal and Torres Strait Islander	Unknown status	All other	Non-Aboriginal and Torres Strait Islander	Aboriginal and Torres Strait Islander	Unknown status	All remand days
Jul-12	2,090	586	62	2,738	110	6	0	116	n/a	n/a	n/a	n/a	2,200	592	62	2,854
Aug-12	2,165	630	31	2,826	123	0	0	123	n/a	n/a	n/a	n/a	2,288	630	31	2,949
Sep-12	2,283	588	63	2,934	131	16	0	147	n/a	n/a	n/a	n/a	2,414	604	63	3,081
Oct-12	2,130	456	91	2,677	93	33	0	126	n/a	n/a	n/a	n/a	2,223	489	91	2,803
Nov-12	1,939	415	60	2,414	94	7	13	114	n/a	n/a	n/a	n/a	2,033	422	73	2,528
Dec-12	1,870	437	62	2,369	69	2	31	102	n/a	n/a	n/a	n/a	1,939	439	93	2,471
Jan-13	1,978	468	38	2,484	93	0	31	124	n/a	n/a	n/a	n/a	2,071	468	69	2,608
Feb-13	1,621	475	56	2,152	78	0	45	123	n/a	n/a	n/a	n/a	1,699	475	101	2,275
Mar-13	1,590	577	91	2,258	106	27	31	164	n/a	n/a	n/a	n/a	1,696	604	122	2,422
Apr-13	1,573	592	71	2,236	66	60	30	156	n/a	n/a	n/a	n/a	1,639	652	101	2,392
May-13	1,701	636	77	2,414	78	46	17	141	n/a	n/a	n/a	n/a	1,779	682	94	2,555
Jun-13	1,795	612	77	2,484	112	0	0	112	n/a	n/a	n/a	n/a	1,907	612	77	2,596
Jul-13	2,177	630	62	2,869	93	31	0	124	n/a	n/a	n/a	n/a	2,270	661	62	2,993
Aug-13	2,064	594	57	2,715	106	62	0	168	n/a	n/a	n/a	n/a	2,170	656	57	2,883
Sep-13	1,864	632	30	2,526	134	68	0	202	n/a	n/a	n/a	n/a	1,998	700	30	2,728
Oct-13	1,790	629	74	2,493	155	73	0	228	n/a	n/a	n/a	n/a	1,945	702	74	2,721
Nov-13	1,689	441	89	2,219	124	63	20	207	n/a	n/a	n/a	n/a	1,813	504	109	2,426
Dec-13	1,832	467	82	2,381	99	64	10	173	n/a	n/a	n/a	n/a	1,931	531	92	2,554
Jan-14	1,747	493	122	2,362	125	91	0	216	n/a	n/a	n/a	n/a	1,872	584	122	2,578
Feb-14	1,655	392	141	2,188	134	32	0	166	n/a	n/a	n/a	n/a	1,789	424	141	2,354
Mar-14	1,956	387	119	2,462	103	14	27	144	n/a	n/a	n/a	n/a	2,059	401	146	2,606
Apr-14	2,286	460	92	2,838	139	21	10	170	n/a	n/a	n/a	n/a	2,425	481	102	3,008
May-14	2,444	487	72	3,003	167	58	0	225	n/a	n/a	n/a	n/a	2,611	545	72	3,228
Jun-14	2,292	489	0	2,781	124	66	0	190	n/a	n/a	n/a	n/a	2,416	555	0	2,971
Jul-14	2,255	365	17	2,637	144	43	2	189	n/a	n/a	n/a	n/a	2,399	408	19	2,826
Aug-14	2,003	395	34	2,432	131	21	0	152	n/a	n/a	n/a	n/a	2,134	416	34	2,584
Sep-14	2,054	400	46	2,500	100	18	0	118	n/a	n/a	n/a	n/a	2,154	418	46	2,618
Oct-14	2,102	529	80	2,711	82	41	0	123	n/a	n/a	n/a	n/a	2,184	570	80	2,834
Nov-14	2,085	536	62	2,683	175	43	0	218	n/a	n/a	n/a	n/a	2,260	579	62	2,901
Dec-14	1,939	585	110	2,634	136	31	0	167	n/a	n/a	n/a	n/a	2,075	616	110	2,801

Month	Males				Females				Other				Totals			
	Non-Aboriginal and Torres Strait Islander	Aboriginal and Torres Strait Islander	Unknown status	All males	Non-Aboriginal and Torres Strait Islander	Aboriginal and Torres Strait Islander	Unknown status	All females	Non-Aboriginal and Torres Strait Islander	Aboriginal and Torres Strait Islander	Unknown status	All other	Non-Aboriginal and Torres Strait Islander	Aboriginal and Torres Strait Islander	Unknown status	All remand days
Jan-15	2,118	681	76	2,875	162	34	0	196	n/a	n/a	n/a	n/a	2,280	715	76	3,071
Feb-15	1,986	673	56	2,715	179	30	0	209	n/a	n/a	n/a	n/a	2,165	703	56	2,924
Mar-15	2,394	808	148	3,350	170	34	2	206	n/a	n/a	n/a	n/a	2,564	842	150	3,556
Apr-15	2,548	917	120	3,585	207	71	0	278	n/a	n/a	n/a	n/a	2,755	988	120	3,863
May-15	2,413	899	157	3,469	187	58	0	245	n/a	n/a	n/a	n/a	2,600	957	157	3,714
Jun-15	2,362	700	216	3,278	151	57	0	208	n/a	n/a	n/a	n/a	2,513	757	216	3,486
Jul-15	2,554	727	226	3,507	210	21	0	231	0	0	0	0	2,764	748	226	3,738
Aug-15	2,378	812	189	3,379	172	27	16	215	0	0	0	0	2,550	839	205	3,594
Sep-15	2,313	807	97	3,217	170	61	0	231	0	0	0	0	2,483	868	97	3,448
Oct-15	2,687	971	97	3,755	200	94	0	294	0	0	0	0	2,887	1,065	97	4,049
Nov-15	2,670	810	150	3,630	228	131	11	370	0	0	0	0	2,898	941	161	4,000
Dec-15	2,799	638	110	3,547	238	126	0	364	0	0	0	0	3,037	764	110	3,911
Jan-16	2,959	822	97	3,878	291	99	0	390	0	0	0	0	3,250	921	97	4,268
Feb-16	2,521	851	74	3,446	264	137	0	401	0	0	0	0	2,785	988	74	3,847
Mar-16	2,906	779	62	3,747	247	131	0	378	17	0	0	17	3,170	910	62	4,142
Apr-16	2,875	733	62	3,670	206	127	0	333	30	0	0	30	3,111	860	62	4,033
May-16	2,989	866	63	3,918	138	91	63	292	31	0	0	31	3,158	957	126	4,241
Jun-16	3,091	1,004	103	4,198	206	113	0	319	21	0	0	21	3,318	1,117	103	4,538
Jul-16	3,118	899	121	4,138	193	183	25	401	0	0	0	0	3,311	1,082	146	4,539
Aug-16	3,019	818	86	3,923	222	202	0	424	0	0	0	0	3,241	1,020	86	4,347
Sep-16	3,050	745	98	3,893	238	148	8	394	0	0	0	0	3,288	893	106	4,287
Oct-16	3,535	657	134	4,326	270	113	31	414	0	0	0	0	3,805	770	165	4,740
Nov-16	3,621	722	79	4,422	238	98	30	366	0	0	0	0	3,859	820	109	4,788
Dec-16	3,559	650	56	4,265	282	77	31	390	0	0	0	0	3,841	727	87	4,655
Jan-17	3,810	733	70	4,613	397	132	16	545	0	0	0	0	4,207	865	86	5,158
Feb-17	3,574	646	107	4,327	363	163	0	526	0	0	0	0	3,937	809	107	4,853
Mar-17	3,973	767	125	4,865	462	208	6	676	0	0	0	0	4,435	975	131	5,541
Apr-17	3,602	988	120	4,710	545	263	31	839	0	0	2	2	4,147	1,251	153	5,551
May-17	3,913	990	120	5,023	558	240	71	869	0	0	0	0	4,471	1,230	191	5,892
Jun-17	3,939	848	47	4,834	491	257	0	748	0	0	0	0	4,430	1,105	47	5,582

Notes

'Other' includes unspecified, indeterminate or intersex genders. For ACT Corrective Services, the 'Other' gender data has been collected from FY 2015-16 onwards. Hence, the data values prior to FY 2015-16 for this item are deemed 'n/a' (not applicable).

Source: JOIST monthly extraction to October 2017

[Back to Spreadsheet Table of Contents](#)
[Statement of Purpose and Explanatory Notes](#)

Corrective Services Table 4 Newly sentenced and 1st of the month breakdown of Alexander Maconochie Centre Population - 5 year trends

Month	Newly sentenced detainee receptions	Federal detainee population (ACT 1st of month)	Total sentenced detainee population (ACT 1st of month)	Aboriginal and Torres Strait Islander sentenced detainee population (ACT 1st of month)	Total remand detainee population (ACT 1st of the month)	Total Aboriginal and Torres Strait Islander remand population (ACT 1st of the month)
Jul-12	9	1	181	29	n/a	n/a
Aug-12	4	1	180	28	n/a	n/a
Sep-12	6	1	175	28	n/a	n/a
Oct-12	6	1	183	32	n/a	n/a
Nov-12	3	1	185	29	n/a	n/a
Dec-12	3	2	177	32	n/a	n/a
Jan-13	5	2	162	24	n/a	n/a
Feb-13	7	2	155	21	n/a	n/a
Mar-13	6	2	169	25	n/a	n/a
Apr-13	8	2	175	26	n/a	n/a
May-13	10	2	178	26	n/a	n/a
Jun-13	10	2	184	31	n/a	n/a
Jul-13	2	2	208	39	n/a	n/a
Aug-13	15	3	215	40	n/a	n/a
Sep-13	7	3	230	38	n/a	n/a
Oct-13	11	3	247	39	n/a	n/a
Nov-13	7	4	260	43	n/a	n/a
Dec-13	8	6	254	36	n/a	n/a
Jan-14	8	5	263	37	n/a	n/a
Feb-14	7	6	242	38	n/a	n/a
Mar-14	9	6	241	41	n/a	n/a
Apr-14	14	6	238	41	n/a	n/a
May-14	10	5	239	40	n/a	n/a
Jun-14	12	5	236	42	n/a	n/a
Jul-14	11	5	237	45	n/a	n/a
Aug-14	16	6	245	49	n/a	n/a
Sep-14	6	6	246	51	n/a	n/a
Oct-14	8	5	251	50	n/a	n/a
Nov-14	10	6	251	48	n/a	n/a
Dec-14	4	6	248	45	n/a	n/a
Jan-15	7	7	238	42	84	19
Feb-15	11	8	223	41	106	26
Mar-15	7	7	236	44	109	26
Apr-15	4	7	234	43	118	29

Month	Newly sentenced detainee receptions	Federal detainee population (ACT 1st of month)	Total sentenced detainee population (ACT 1st of month)	Aboriginal and Torres Strait Islander sentenced detainee population (ACT 1st of month)	Total remand detainee population (ACT 1st of the month)	Total Aboriginal and Torres Strait Islander remand population (ACT 1st of the month)
May-15	6	7	220	43	131	35
Jun-15	12	8	238	49	116	31
Jul-15	6	6	241	54	118	23
Aug-15	5	6	254	53	115	26
Sep-15	9	8	258	50	112	27
Oct-15	13	7	263	52	124	33
Nov-15	10	6	273	55	132	35
Dec-15	11	8	279	61	127	29
Jan-16	4	9	281	67	130	26
Feb-16	11	9	280	68	134	34
Mar-16	7	6	291	76	127	31
Apr-16	7	7	277	68	135	31
May-16	11	7	267	67	136	28
Jun-16	7	7	265	59	145	35
Jul-16	15	7	268	63	150	37
Aug-16	13	7	289	65	143	34
Sep-16	8	7	297	67	141	32
Oct-16	10	8	277	60	149	26
Nov-16	9	8	280	62	159	27
Dec-16	7	8	287	65	158	25
Jan-17	9	9	272	56	158	27
Feb-17	9	8	270	56	176	30
Mar-17	8	8	272	56	171	29
Apr-17	11	9	277	53	182	39
May-17	13	8	272	51	189	45
Jun-17	6	8	280	58	185	38

Notes

Source: JOIST monthly extraction to October 2017

[Back to Spreadsheet Table of Contents](#)
[Statement of Purpose and Explanatory Notes](#)

Corrective Services Table 5 **Total ACT detainees in prisons as at first day of each month by gender - 5 year trends**

Month	Males	Females	Other	Total
Jul-12	259	12	n/a	271
Aug-12	258	15	n/a	273
Sep-12	260	16	n/a	276
Oct-12	264	18	n/a	282
Nov-12	258	15	n/a	273
Dec-12	250	12	n/a	262
Jan-13	236	11	n/a	247
Feb-13	225	12	n/a	237
Mar-13	232	14	n/a	246
Apr-13	240	11	n/a	251
May-13	248	13	n/a	261
Jun-13	252	11	n/a	263
Jul-13	290	12	n/a	302
Aug-13	296	14	n/a	310
Sep-13	302	16	n/a	318
Oct-13	314	19	n/a	333
Nov-13	323	16	n/a	339
Dec-13	317	18	n/a	335
Jan-14	327	16	n/a	343
Feb-14	315	15	n/a	330
Mar-14	305	14	n/a	319
Apr-14	308	19	n/a	327
May-14	319	22	n/a	341
Jun-14	318	19	n/a	337
Jul-14	311	19	n/a	330
Aug-14	308	21	n/a	329
Sep-14	313	17	n/a	330
Oct-14	321	14	n/a	335
Nov-14	333	17	n/a	350
Dec-14	325	19	n/a	344
Jan-15	303	19	n/a	322
Feb-15	306	23	n/a	329
Mar-15	323	22	n/a	345
Apr-15	332	20	n/a	352
May-15	332	19	n/a	351
Jun-15	333	21	n/a	354
Jul-15	340	19	0	359

Aug-15	352	17	0	369
Sep-15	354	16	0	370
Oct-15	368	19	0	387
Nov-15	388	17	0	405
Dec-15	384	22	0	406
Jan-16	387	24	0	411
Feb-16	387	27	0	414
Mar-16	390	28	0	418
Apr-16	385	26	1	412
May-16	379	23	1	403
Jun-16	381	28	1	410
Jul-16	389	29	0	418
Aug-16	403	29	0	432
Sep-16	410	28	0	438
Oct-16	397	29	0	426
Nov-16	416	23	0	439
Dec-16	419	26	0	445
Jan-17	400	30	0	430
Feb-17	416	30	0	446
Mar-17	411	32	0	443
Apr-17	423	36	0	459
May-17	417	44	0	461
Jun-17	422	43	0	465

Notes

'Other' includes unspecified, indeterminate or intersex genders. For ACT Corrective Services, the 'Other' gender data has been collected from FY 2015-16 onwards. Hence, the data values prior to FY 2015-16 for this item are deemed 'n/a' (not applicable).

Source: JOIST monthly extraction to October 2017

[Back to Spreadsheet Table of Contents](#)
[Statement of Purpose and Explanatory Notes](#)

Corrective Services Table 6 Detainees by most serious offence as at the last day of each month - 5 year trends

Month	Homicide	Assault (non sexual)	Sexual Assault	Other Sex Offences	Kidnapping and Abduction	Robbery Armed	Robbery Unarmed	Blackmail and extortion	Unlawful Entry Offences	Fraud	Handling Stolen Goods	Vehicle Theft	Other Theft	Property Damage etc	Justice Procedure Offences	Fine default	Weapons Offences	Other offences against good order	Drugs Offences	Traffic Offences	Other	Unclassified
Jul-12	9	44	16	0	7	0	18	0	18	10	0	2	6	1	22	1	0	2	3	9	17	2
Aug-12	9	40	14	0	7	0	19	0	18	9	0	2	4	1	27	1	0	2	4	10	12	2
Sep-12	9	44	15	0	9	0	21	0	19	8	0	2	3	1	25	1	0	1	4	9	12	4
Oct-12	9	42	16	0	10	0	22	1	19	6	1	2	3	2	20	1	1	1	3	10	23	1
Nov-12	8	48	12	0	8	0	22	0	19	8	1	4	3	2	27	1	1	1	2	9	10	1
Dec-12	8	44	12	0	7	0	19	0	21	8	1	4	3	3	25	0	1	1	2	5	9	1
Jan-13	6	39	12	0	7	0	18	0	18	8	0	4	3	3	26	1	1	1	2	4	9	4
Feb-13	6	42	12	0	8	0	20	0	18	9	0	4	5	4	26	1	2	1	3	7	8	2
Mar-13	6	45	13	0	7	0	19	0	18	10	0	4	4	4	27	3	2	1	2	9	9	4
Apr-13	6	40	15	0	7	1	21	0	16	8	0	5	2	4	30	4	2	1	3	11	11	4
May-13	6	41	15	0	7	1	21	0	17	9	0	5	2	2	30	5	2	1	3	12	12	4
Jun-13	8	41	16	0	5	2	22	0	18	10	0	6	6	2	26	6	4	1	3	12	25	5
Jul-13	8	41	17	0	6	2	22	0	18	10	0	5	6	1	23	7	3	1	2	12	28	4
Aug-13	8	50	20	0	5	2	23	0	20	12	0	6	10	3	38	9	4	1	3	14	11	3
Sep-13	8	43	23	0	5	2	23	0	20	9	0	6	8	2	21	8	3	1	4	12	30	1
Oct-13	10	46	21	1	6	1	24	0	20	10	0	6	6	3	38	11	1	2	7	14	12	3
Nov-13	10	46	21	1	6	1	25	0	17	12	1	5	6	3	35	10	1	1	7	16	12	2
Dec-13	15	47	21	1	6	1	23	0	18	11	0	7	6	3	36	12	2	1	5	14	13	1
Jan-14	13	45	18	1	4	1	23	0	18	10	0	5	6	3	29	11	3	2	7	14	12	1
Feb-14	14	49	19	1	4	1	23	0	15	10	0	7	7	4	31	11	2	2	7	13	12	1
Mar-14	14	47	20	1	4	1	23	0	16	10	0	7	8	5	33	11	2	2	7	15	12	0
Apr-14	15	46	21	1	4	2	22	0	16	8	0	5	12	4	43	n/a	2	2	6	17	16	1
May-14	14	46	21	1	7	2	23	0	15	8	0	6	9	7	37	n/a	2	4	6	19	10	1
Jun-14	14	46	20	1	7	2	23	0	16	9	0	5	12	4	38	n/a	2	4	7	16	9	0
Jul-14	14	49	20	1	7	2	25	0	17	7	0	6	12	2	42	n/a	3	4	9	17	8	1
Aug-14	13	49	23	1	6	2	24	0	15	6	0	6	13	3	46	n/a	3	5	9	15	1	2
Sep-14	13	48	26	2	8	1	22	0	16	6	0	7	13	3	47	n/a	2	5	8	15	0	1
Oct-14	13	46	28	2	8	1	26	0	17	7	0	7	10	3	31	n/a	2	4	6	12	14	2
Nov-14	13	48	28	3	8	0	27	0	16	6	0	6	10	4	40	n/a	2	3	8	14	0	2
Dec-14	13	43	31	2	7	0	28	0	14	8	0	5	9	4	31	n/a	2	3	8	14	0	2
Jan-15	13	41	31	0	7	0	27	0	13	8	0	3	9	3	30	n/a	1	3	9	12	1	1
Feb-15	13	44	33	0	7	0	29	0	14	6	0	3	11	2	31	n/a	1	3	7	13	3	1

Month	Homicide	Assault (non sexual)	Sexual Assault	Other Sex Offences	Kidnapping and Abduction	Robbery Armed	Robbery Unarmed	Blackmail and extortion	Unlawful Entry Offences	Fraud	Handling Stolen Goods	Vehicle Theft	Other Theft	Property Damage etc	Justice Procedure Offences	Fine default	Weapons Offences	Other offences against good order	Drugs Offences	Traffic Offences	Other	Unclassified
Mar-15	13	51	33	0	8	1	29	0	13	6	0	4	12	3	35	n/a	1	4	8	15	5	1
Apr-15	13	55	33	0	8	1	29	0	14	6	0	4	9	3	32	n/a	1	4	6	12	5	0
May-15	12	58	33	0	8	1	27	0	14	10	0	3	5	3	32	n/a	1	3	7	11	2	0
Jun-15	12	57	33	0	9	1	25	0	16	12	0	3	7	4	30	n/a	2	2	7	7	2	0
Jul-15	12	66	35	1	8	0	26	0	18	15	0	3	6	5	31	n/a	2	2	7	8	2	0
Aug-15	11	65	37	1	8	0	25	0	18	14	0	4	7	5	27	n/a	3	3	9	8	1	0
Sep-15	11	69	33	1	8	0	22	0	20	12	0	7	6	5	31	n/a	2	3	10	8	2	0
Oct-15	12	73	31	1	8	0	21	0	21	14	0	7	5	5	35	n/a	2	3	9	12	2	0
Nov-15	12	76	38	1	8	0	20	0	25	10	0	9	6	6	38	n/a	2	2	10	15	10	1
Dec-15	14	74	39	2	7	0	19	0	30	10	0	9	9	7	38	n/a	1	2	10	12	9	1
Jan-16	14	76	37	2	7	0	18	0	28	8	0	8	9	8	37	n/a	0	2	9	13	9	6
Feb-16	14	81	40	2	8	0	21	0	27	9	0	9	9	7	35	n/a	0	2	8	13	16	1
Mar-16	14	79	40	2	8	0	22	0	24	10	0	8	8	5	47	n/a	0	2	6	9	6	1
Apr-16	14	71	39	2	8	1	21	0	24	9	0	8	9	7	31	n/a	1	2	6	8	18	1
May-16	13	72	40	2	10	1	17	0	25	10	0	8	11	4	48	n/a	2	2	7	9	5	0
Jun-16	13	73	41	2	10	1	18	0	23	10	0	6	8	6	33	n/a	2	1	9	9	21	0
Jul-16	13	65	43	1	12	1	22	0	21	10	0	1	10	4	37	n/a	2	1	12	13	23	0
Aug-16	14	65	44	1	12	1	23	0	20	15	0	2	11	4	61	n/a	3	1	12	11	4	0
Sep-16	14	61	47	1	13	1	20	0	21	11	1	2	11	2	55	n/a	5	1	10	7	2	0
Oct-16	14	66	44	1	12	1	18	0	20	8	1	1	10	1	59	n/a	4	1	11	15	2	0
Nov-16	15	64	44	1	14	1	18	0	22	8	1	1	12	1	32	n/a	4	0	10	18	27	0
Dec-16	16	57	43	2	15	1	19	0	24	9	0	2	11	1	30	n/a	3	0	8	15	21	2
Jan-17	16	57	43	2	13	1	19	0	22	9	0	3	14	1	54	n/a	2	0	7	16	1	2
Feb-17	17	60	42	2	12	1	21	0	22	11	0	4	11	3	47	n/a	3	0	5	18	1	1
Mar-17	17	62	41	3	14	1	22	0	24	8	0	4	8	2	40	n/a	4	0	5	17	11	1
Apr-17	17	64	40	3	14	1	22	0	27	5	0	4	9	1	40	n/a	4	0	5	17	16	1
May-17	17	65	40	4	12	1	22	0	26	7	0	4	10	3	53	n/a	4	0	6	13	0	4
Jun-17	17	62	40	3	12	1	20	0	25	11	0	5	10	3	31	n/a	2	0	6	12	17	3

Notes

The crime categories listed are based on Australian National Classification of Offences (1985) codes. From June 2014, "Fine default" data is included in the "Justice Procedure Offences" category. As of March 2015, this table was modified to allow the inclusion of time series data rather than just a quarterly snapshot.

Source: JOIST monthly extraction to October 2017

[Back to Spreadsheet Table of Contents](#)
[Statement of Purpose and Explanatory Notes](#)

Corrective Services Table 7

Community Supervision Orders - July 2013 to June 2017

Month	Parole Supervision	Probation Supervision	Bail
Jul-13	108	1,004	314
Aug-13	113	1,031	319
Sep-13	109	1,007	325
Oct-13	109	993	334
Nov-13	106	1,018	357
Dec-13	108	1,013	364
Jan-14	102	1,012	372
Feb-14	109	1,020	356
Mar-14	116	1,013	351
Apr-14	123	1,022	370
May-14	124	1,030	380
Jun-14	124	1,039	407
Jul-14	93	643	153
Aug-14	94	651	158
Sep-14	86	653	145
Oct-14	79	625	174
Nov-14	75	668	182
Dec-14	78	688	177
Jan-15	81	693	167
Feb-15	80	686	149
Mar-15	77	677	135
Apr-15	76	678	122
May-15	80	700	152
Jun-15	75	684	161
Jul-15	83	584	154
Aug-15	82	578	141
Sep-15	82	590	145
Oct-15	80	606	127
Nov-15	79	602	125
Dec-15	87	626	153
Jan-16	84	624	153
Feb-16	86	619	152
Mar-16	89	643	165
Apr-16	94	650	147
May-16	94	669	155
Jun-16	99	704	158
Jul-16	106	732	141
Aug-16	102	746	125

Month	Parole Supervision	Probation Supervision	Bail
Sep-16	89	769	122
Oct-16	97	784	127
Nov-16	91	746	125
Dec-16	99	753	128
Jan-17	102	752	162
Feb-17	111	769	176
Mar-17	107	750	181
Apr-17	115	707	175
May-17	107	716	196
Jun-17	108	752	202

Notes

ACT Corrective Services changed the calculation method for persons serving Community-Based Corrections orders in the September Quarter 2014. This change means that ACT Community-based Corrections orders data from the September Quarter 2014 onwards is not comparable to earlier data.

Source: JOIST monthly extraction to October 2017

[Back to Spreadsheet Table of Contents](#)
[Statement of Purpose and Explanatory Notes](#)

Corrective Services Table 8

Completion status of Community Supervision Orders - July 2013 to June 2017

Month	Expected Completions	Breaches	Deemed successful completions
Jul-13	150	34	116
Aug-13	227	45	182
Sep-13	167	34	133
Oct-13	187	38	149
Nov-13	214	36	178
Dec-13	181	42	139
Jan-14	169	32	137
Feb-14	229	58	171
Mar-14	161	26	135
Apr-14	181	41	140
May-14	237	52	185
Jun-14	238	45	193
Jul-14	240	44	196
Aug-14	212	43	169
Sep-14	206	38	168
Oct-14	246	51	195
Nov-14	218	40	178
Dec-14	219	30	189
Jan-15	198	31	167
Feb-15	245	36	209
Mar-15	200	31	169
Apr-15	215	46	169
May-15	250	37	213
Jun-15	255	53	202
Jul-15	217	49	168
Aug-15	245	79	166
Sep-15	223	47	176
Oct-15	242	74	168
Nov-15	207	45	162
Dec-15	245	49	196
Jan-16	182	46	136
Feb-16	269	53	216
Mar-16	260	50	210
Apr-16	207	47	160
May-16	299	65	234
Jun-16	266	86	180
Jul-16	287	80	207

Month	Expected Completions	Breaches	Deemed successful completions
Aug-16	250	62	188
Sep-16	223	51	172
Oct-16	216	56	160
Nov-16	269	60	209
Dec-16	243	54	189
Jan-17	224	69	155
Feb-17	369	116	253
Mar-17	325	109	216
Apr-17	326	93	233
May-17	383	125	258
Jun-17	336	118	218

Notes

Source: JOIST monthly extraction to October 2017

[Back to Spreadsheet Table of Contents](#)
[Statement of Purpose and Explanatory Notes](#)

Corrective Services Table 9

Monthly caseflow of probation orders (ACT, interstate and good behaviour orders) - July 2013 to June 2017

Month	Persons supervised at start of month	New Registrations	Expected Completions	Breaches	Deemed Successful Completions
Jul-13	1,004	106	66	16	50
Aug-13	1,031	83	117	20	97
Sep-13	1,007	73	87	12	75
Oct-13	993	105	78	18	60
Nov-13	1,018	88	108	21	87
Dec-13	1,013	96	93	26	67
Jan-14	1,012	92	60	9	51
Feb-14	1,020	95	104	23	81
Mar-14	1,013	73	82	11	71
Apr-14	1,022	89	97	22	75
May-14	1,030	116	108	23	85
Jun-14	1,039	93	99	22	77
Jul-14	643	107	97	21	76
Aug-14	651	111	75	16	59
Sep-14	653	106	102	28	74
Oct-14	625	130	113	34	79
Nov-14	668	116	96	18	78
Dec-14	688	108	96	21	75
Jan-15	693	106	82	13	69
Feb-15	686	107	120	17	103
Mar-15	677	108	85	15	70
Apr-15	678	93	112	29	83
May-15	700	101	115	26	89
Jun-15	684	139	105	23	82
Jul-15	584	108	103	37	66
Aug-15	578	95	108	34	74
Sep-15	590	100	132	25	107
Oct-15	606	102	131	45	86
Nov-15	602	122	101	24	77
Dec-15	626	99	114	27	87
Jan-16	624	64	87	16	71
Feb-16	619	134	105	26	79
Mar-16	643	114	99	15	84
Apr-16	650	144	97	17	80
May-16	669	124	118	20	98
Jun-16	679	147	123	52	71
Jul-16	732	140	131	38	93
Aug-16	746	129	98	28	70

Month	Persons supervised at start of month	New Registrations	Expected Completions	Breaches	Deemed Successful Completions
Sep-16	769	139	110	29	81
Oct-16	784	130	101	33	68
Nov-16	746	165	131	29	102
Dec-16	753	114	123	25	98
Jan-17	752	117	63	15	48
Feb-17	769	138	152	50	102
Mar-17	750	116	117	47	70
Apr-17	707	141	113	28	85
May-17	716	192	115	42	73
Jun-17	752	94	138	49	89

Notes

Source: JOIST monthly extraction to October 2017

[Back to Spreadsheet Table of Contents](#)
[Statement of Purpose and Explanatory Notes](#)

Corrective Services Table 10 Community corrections - monthly average by gender and Aboriginal and Torres Strait Islander status - July 2013 to June 2017

Month	Males				Females				Other				Totals			
	Non-Aboriginal and Torres Strait Islander	Aboriginal and Torres Strait Islander	Unknown status	Total males	Non-Aboriginal and Torres Strait Islander	Aboriginal and Torres Strait Islander	Unknown status	Total females	Non-Aboriginal and Torres Strait Islander	Aboriginal and Torres Strait Islander	Unknown status	All other	Non-Aboriginal and Torres Strait Islander	Aboriginal and Torres Strait Islander	Unknown status	All remand days
Jul-13	980	121	41	1,142	170	34	11	215	n/a	n/a	n/a	n/a	1,150	155	52	1,357
Aug-13	990	126	53	1,169	170	34	12	216	n/a	n/a	n/a	n/a	1,160	160	65	1,385
Sep-13	965	123	58	1,146	161	34	13	208	n/a	n/a	n/a	n/a	1,126	157	71	1,354
Oct-13	945	129	54	1,128	168	35	15	218	n/a	n/a	n/a	n/a	1,113	164	69	1,346
Nov-13	961	128	69	1,158	167	41	18	226	n/a	n/a	n/a	n/a	1,128	169	87	1,384
Dec-13	950	127	75	1,152	170	38	20	228	n/a	n/a	n/a	n/a	1,120	165	95	1,380
Jan-14	937	130	81	1,148	178	37	19	234	n/a	n/a	n/a	n/a	1,115	167	100	1,382
Feb-14	931	130	90	1,151	181	41	18	240	n/a	n/a	n/a	n/a	1,112	171	108	1,391
Mar-14	932	131	96	1,159	176	43	20	239	n/a	n/a	n/a	n/a	1,108	174	116	1,398
Apr-14	948	142	106	1,196	174	41	20	235	n/a	n/a	n/a	n/a	1,122	183	126	1,431
May-14	955	135	112	1,202	177	40	18	235	n/a	n/a	n/a	n/a	1,132	175	130	1,437
Jun-14	969	137	125	1,231	182	35	20	237	n/a	n/a	n/a	n/a	1,151	172	145	1,468
Jul-14	611	90	77	778	124	27	10	161	n/a	n/a	n/a	n/a	735	117	87	939
Aug-14	611	94	90	795	117	27	16	160	n/a	n/a	n/a	n/a	728	121	106	955
Sep-14	602	98	102	802	109	27	20	156	n/a	n/a	n/a	n/a	711	125	122	958
Oct-14	604	101	90	795	106	24	16	146	n/a	n/a	n/a	n/a	710	125	106	941
Nov-14	637	102	89	828	113	27	19	159	n/a	n/a	n/a	n/a	750	129	108	987
Dec-14	627	104	101	832	110	32	15	157	n/a	n/a	n/a	n/a	737	136	116	989
Jan-15	661	109	82	852	106	29	14	149	n/a	n/a	n/a	n/a	767	138	96	1,001
Feb-15	658	109	72	839	106	29	13	148	n/a	n/a	n/a	n/a	764	138	85	987
Mar-15	646	101	63	810	105	29	15	149	n/a	n/a	n/a	n/a	751	130	78	959
Apr-15	677	100	14	791	109	36	6	151	n/a	n/a	n/a	n/a	786	136	20	942
May-15	675	100	27	802	119	37	8	164	n/a	n/a	n/a	n/a	794	137	35	966
Jun-15	660	89	28	777	120	37	7	164	n/a	n/a	n/a	n/a	780	126	35	941
Jul-15	604	92	33	729	108	32	9	149	0	0	0	0	712	124	42	878
Aug-15	611	96	31	738	103	31	7	141	0	0	0	0	714	127	38	879
Sep-15	625	97	34	756	104	28	8	140	0	0	0	0	729	125	42	896
Oct-15	623	106	18	747	113	26	3	142	0	0	0	0	736	132	21	889
Nov-15	613	109	16	738	118	26	4	148	0	0	0	0	731	135	20	886
Dec-15	635	113	23	771	117	27	13	157	0	0	0	0	752	140	36	928

Month	Males				Females				Other				Totals			
	Non-Aboriginal and Torres Strait Islander	Aboriginal and Torres Strait Islander	Unknown status	Total males	Non-Aboriginal and Torres Strait Islander	Aboriginal and Torres Strait Islander	Unknown status	Total females	Non-Aboriginal and Torres Strait Islander	Aboriginal and Torres Strait Islander	Unknown status	All other	Non-Aboriginal and Torres Strait Islander	Aboriginal and Torres Strait Islander	Unknown status	All remand days
Jan-16	635	113	10	758	125	27	4	156	0	0	0	0	760	140	14	914
Feb-16	629	112	20	761	117	30	3	150	0	0	0	0	746	142	23	911
Mar-16	654	102	26	782	125	31	9	165	0	0	0	0	779	133	35	947
Apr-16	637	106	20	763	115	35	6	156	0	0	0	0	752	141	26	919
May-16	635	110	28	773	116	39	5	160	0	0	0	0	751	149	33	933
Jun-16	665	114	36	815	124	39	8	171	0	0	0	0	789	153	44	986
Jul-16	693	115	21	829	128	37	9	174	1	0	0	1	822	152	30	1,004
Aug-16	676	114	28	818	129	37	12	178	1	0	0	1	806	151	40	997
Sep-16	680	114	34	828	130	34	14	178	1	0	0	1	811	148	48	1,007
Oct-16	691	118	39	848	134	40	14	188	0	0	0	0	825	158	53	1,036
Nov-16	632	114	41	787	138	44	14	196	0	0	0	0	770	158	55	983
Dec-16	646	116	48	810	138	48	15	201	0	0	0	0	784	164	63	1,011
Jan-17	664	123	49	836	137	49	15	201	0	0	0	0	801	172	64	1,037
Feb-17	681	134	58	873	144	49	17	210	0	0	0	0	825	183	75	1,083
Mar-17	684	139	52	875	141	48	21	210	0	0	0	0	825	187	73	1,085
Apr-17	661	133	46	840	132	48	20	200	2	0	0	2	795	181	66	1,042
May-17	670	131	51	852	134	51	21	206	2	0	0	2	806	182	72	1,060
Jun-17	708	133	28	869	160	55	4	219	0	0	0	0	868	188	32	1,088

Notes

ACT Corrective Services changed the calculation method for persons serving Community-Based Corrections orders in the September Quarter 2014. This change means that ACT Community-based Corrections orders data from the September Quarter 2014 onwards is not comparable to earlier data. The number of community corrections offenders cannot be added from month to month as the data in CS Table 10 is only representative of the total offender population in the community, not new offenders being put under community supervision. The same offender may be present for a number of months until their order is finalised. The fluctuation in numbers is a result of both new offenders with an order and offender who's orders have expired or ceased.

'Other' includes unspecified, indeterminate or intersex genders. For ACT Corrective Services, the 'other' gender data has been collected from FY 2015-16 onwards. Hence, the data values prior to FY 2015-16 for this item are deemed not applicable (n/a).

Source: JOIST monthly extraction to October 2017

[Back to Spreadsheet Table of Contents](#)
[Statement of Purpose and Explanatory Notes](#)

Corrective Services Table 11 Probation and parole: expected completions and breaches by Aboriginal and Torres Strait Islander status - September 2013 to June 2017

Quarter	COMMUNITY SERVICE ORDER								COMMUNITY SUPERVISION ORDER							
	EXPECTED COMPLETIONS				BREACHES				EXPECTED COMPLETIONS				BREACHES			
	Non-Aboriginal and Torres Strait Islander	Aboriginal and Torres Strait Islander Status	Aboriginal and Torres Strait Islander Status Unknown	Total Community Service Order expected completions	Non-Aboriginal and Torres Strait Islander	Aboriginal and Torres Strait Islander Status	Aboriginal and Torres Strait Islander Status Unknown	Total Community Service Order expected breaches	Non-Aboriginal and Torres Strait Islander	Aboriginal and Torres Strait Islander Status	Aboriginal and Torres Strait Islander Status Unknown	Total Community Supervision Order expected completions	Non-Aboriginal and Torres Strait Islander	Aboriginal and Torres Strait Islander Status	Aboriginal and Torres Strait Islander Status Unknown	Total Community Supervision Order expected breaches
Sep-13	78	4	5	87	14	1	0	15	455	76	13	544	89	19	5	113
Dec-13	59	6	9	74	17	3	2	22	454	97	31	582	86	23	7	116
Mar-14	36	5	0	41	23	5	0	28	456	74	29	559	93	19	4	116
Jun-14	130	16	10	156	65	8	1	74	517	86	53	656	110	20	8	138
Sep-14	58	8	2	68	28	8	1	37	513	79	66	658	99	17	9	125
Dec-14	66	4	17	87	17	2	5	24	497	104	82	683	85	22	14	121
Mar-15	53	4	12	69	14	1	2	17	480	99	64	643	68	26	4	98
Jun-15	93	10	1	104	44	7	1	52	579	104	37	720	99	28	9	136
Sep-15	17	3	2	22	14	3	1	18	537	103	45	685	120	51	4	175
Dec-15	101	14	1	116	47	6	0	53	555	119	20	694	120	43	5	168
Mar-16	141	24	5	170	70	21	5	96	564	120	27	711	112	35	2	149
Jun-16	52	11	1	64	16	8	0	24	637	116	19	772	156	39	3	198
Sep-16	74	12	0	86	25	9	0	34	637	108	15	760	143	49	1	193
Dec-16	70	17	0	87	34	7	0	41	598	106	24	728	131	36	3	170
Mar-17	68	7	1	76	21	2	0	23	717	140	61	918	217	67	10	294
Jun-17	73	16	3	92	24	9	1	34	797	200	48	1045	237	87	12	336

Notes

Source: JOIST monthly extraction to October 2017

[Back to Spreadsheet Table of Contents](#)
[Statement of Purpose and Explanatory Notes](#)

Victim Support ACT Table 1 Referrals to and registered clients of Victim Support ACT - 5 year trends

Quarter	REFERRALS								REGISTERED CLIENTS												
	ACT Policing Referrals via SupportLink	ACT Policing Referrals Direct	Self-referrals	Family member referrals	Domestic Violence Crisis Service	Office of the Director of Public Prosecutions	Wraparound program	Other	Aboriginal and Torres Strait			Non-Aboriginal and Torres			All registered clients				% registered clients Aboriginal		
									Male	Female	All	Male	Female	All	Male	Female	Culture or gender unspecified	All	Male	Female	All
Sep-12	66	18	73	0	17	1	6	38	4	6	10	57	96	153	61	102	15	178	6.6%	5.9%	5.6%
Dec-12	129	5	56	0	16	8	10	10	0	4	4	55	110	165	55	114	16	185	0.0%	3.5%	2.2%
Mar-13	129	10	47	3	13	10	13	14	2	5	7	57	99	156	59	104	6	169	3.4%	4.8%	4.1%
Jun-13	125	4	55	1	21	9	9	27	1	5	6	64	78	142	65	83	27	175	1.5%	6.0%	3.4%
Sep-13	120	8	62	5	16	8	8	19	1	1	2	30	78	108	31	79	11	121	3.2%	1.3%	1.7%
Dec-13	92	5	66	13	17	3	18	30	2	9	11	41	83	124	43	92	1	136	4.7%	9.8%	8.1%
Mar-14	118	11	83	17	15	6	5	25	1	3	4	39	90	129	40	93	18	151	2.5%	3.2%	2.6%
Jun-14	91	6	85	20	19	7	16	29	1	3	4	33	96	129	34	99	3	136	2.9%	3.0%	2.9%
Sep-14	90	4	64	6	16	4	10	27	1	4	5	30	56	86	31	60	8	99	3.2%	6.7%	5.1%
Dec-14	90	2	83	10	19	15	13	29	1	3	4	45	74	119	46	77	0	123	2.2%	3.9%	3.3%
Mar-15	106	23	78	14	30	8	11	23	3	3	6	38	92	130	41	95	12	148	7.3%	3.2%	4.1%
Jun-15	96	0	77	21	22	8	6	47	6	5	11	32	77	109	38	82	15	135	15.8%	6.1%	8.1%
Sep-15	113	4	79	23	33	12	6	19	2	10	12	32	83	115	34	93	0	127	5.9%	10.8%	9.4%
Dec-15	81	1	96	16	45	4	8	40	0	3	3	34	85	119	34	88	4	126	0.0%	3.4%	2.4%
Mar-16	119	11	104	22	29	7	6	43	5	9	14	44	60	104	49	69	13	131	10.2%	13.0%	10.7%
Jun-16	105	6	116	6	13	10	7	43	1	11	12	16	54	70	17	65	7	89	5.9%	16.9%	13.5%
Sep-16	100	3	181	11	21	24	6	44	1	3	4	28	84	112	29	87	7	123	3.4%	3.4%	3.3%
Dec-16	97	4	148	9	6	11	14	22	0	2	2	18	42	60	18	44	2	64	0.0%	4.5%	3.1%
Mar-17	91	0	100	6	19	15	17	36	1	4	5	18	58	76	19	62	9	90	5.3%	6.5%	5.6%
Jun-17	103	6	159	7	21	11	11	34	2	10	12	20	82	102	24	90	6	120	8.3%	11.1%	10.0%
Total	2,061	131	1,812	210	408	181	200	599	35	103	138	731	1,577	2,308	768	1,678	180	2,626	4.6%	6.1%	5.3%

Notes

A victim of crime may be referred to Victim Support ACT more than once by different agencies in different quarters. Cultural diversity data for unregistered referrals is not included in the referrals dataset: identification of cultural diversity only occurs when a client becomes registered with Victim Support ACT. There are however some registered clients about which cultural and gender data are not collected for privacy and other reasons - these are described above as 'culture or gender unspecified'. Wraparound is the ACTs inter-agency program responding to sexual assault. Other referrals includes community members, GPs, other private counsellors.

Source: Victim Support ACT, 21 April 2017

[Back to Spreadsheet Table of Contents](#)
[Statement of Purpose and Explanatory Notes](#)

Victim Support ACT Table 2 **Victim Support ACT referral offence - 5 year trends**

Quarter	Abduction, harassment and other offences	Acts intended to cause injury - excluding Domestic Violence	Acts intended to cause injury - Domestic Violence	All Acts intended to cause injury	Dangerous and negligent acts	Homicide and related offences	Offences against government - Breach order	Robbery, extortion and related offences	Sexual assault and related offences	Unlawful entry with intent/burglary, break and enter	Other
Sep-12	14	62	37	99	3	10	0	6	43	3	15
Dec-12	19	60	31	91	0	2	0	7	40	10	17
Mar-13	14	57	35	92	2	4	2	12	28	7	6
Jun-13	13	71	37	108	0	0	1	10	26	12	2
Sep-13	11	45	22	67	1	2	6	6	36	1	5
Dec-13	13	38	45	83	0	1	1	9	31	5	3
Mar-14	10	62	31	93	0	13	1	4	23	4	0
Jun-14	7	56	38	94	0	1	3	4	28	2	1
Sep-14	10	33	30	63	0	0	2	5	25	9	1
Dec-14	7	48	27	75	0	19	1	4	26	5	1
Mar-15	9	44	28	72	0	44	4	4	26	5	0
Jun-15	8	27	49	76	0	8	1	9	31	0	4
Sep-15	6	29	50	79	0	1	0	6	35	4	2
Dec-15	5	43	53	96	1	6	1	2	18	4	2
Mar-16	8	38	61	99	0	8	0	5	11	5	3
Jun-16	6	27	22	49	0	3	1	5	18	4	0
Sep-16	10	22	31	53	2	2	1	6	32	6	0
Dec-16	4	24	19	43	0	2	0	3	23	0	1
Mar-17	4	21	30	51	1	3	2	7	19	3	1
Jun-17	1	12	19	31	0	0	0	1	18	2	0
Total	179	819	695	1514	10	129	27	115	537	91	64

Notes

Source: Victim Support ACT, 21 April 2017